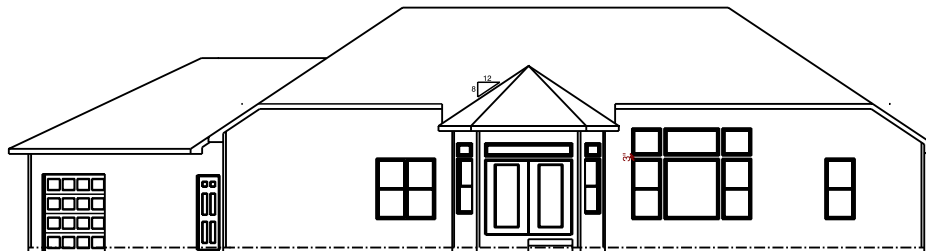


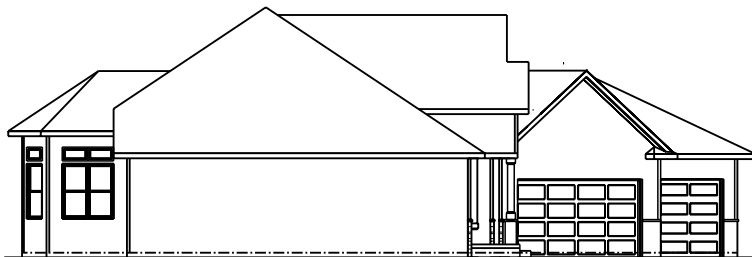
THIS DRAWING AND ALL INFORMATION CONTAINED HEREIN IS THE PROPERTY OF TEAM CONSTRUCTION CO., INC. AND IS NOT TO BE REPRODUCED WITHOUT THE EXPRESS WRITTEN PERMISSION OF TEAM CONSTRUCTION CO., INC. TEAM CONSTRUCTION CO., INC. ASSUMES NO RESPONSIBILITY FOR MULTIPLE USE.



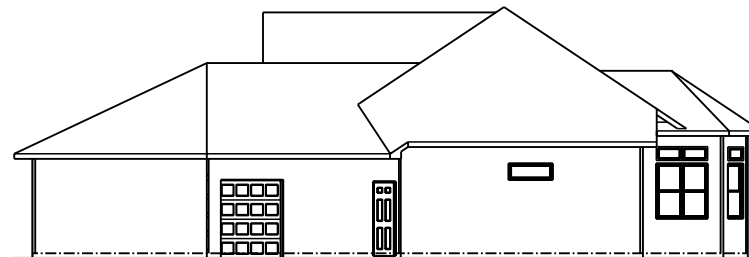
GARAGE & PORCH CORBELS → BR 9961
 HOUSE CORBELS → DB 102 CORBELS
 PORCH POSTS → LOT 119 SUMMIT



REAR ELEVATION
 1/2 SCALE



LEFT ELEVATION
 1/2 SCALE



RIGHT ELEVATION
 1/2 SCALE

| | |
|------------|-------------------------|
| JOB NAME | DANIELS Ariah & Jake |
| TEAM JOB # | 2039 |
| PLAN NAME | DEVILLE |
| DATE | 12/24/2020 |
| SCALE | NO SCALE |
| DRAWING | ELEVATIONS |

PATIO
12' x 12'

DINING

BEDROOM #3
10' 0" x 12' 0"

GREAT ROOM
16' 0" x 20' 0"

BEDROOM #1
12' 8" x 16' 0"

BATH #1

BATH #2

KITCHEN

WIC
9' 6" x 6' 0"

DROP-ZONE

PANTRY

ENTRY

LAUNDRY

OFFICE
12' 0" x 9' 7"

BEDROOM #2
15' 0" x 10' 3"

COVERED
PORCH

3-STALL GARAGE

team
construction
company, inc.
a better way to build

1849 W. Lincoln Ave.
Goshen, IN 46526
574-533-3100

THIS DRAWING AND ALL INFORMATION CONTAINED HEREIN IS THE PROPERTY OF TEAM CONSTRUCTION CO., INC. AND IS NOT TO BE REPRODUCED WITHOUT THE EXPRESS WRITTEN PERMISSION OF TEAM CONSTRUCTION CO., INC. TEAM CONSTRUCTION CO., INC. ASSUMES NO RESPONSIBILITY FOR MULTIPLE USE.

SQUARE FOOTAGE

| | |
|---------------|--------------|
| 1st Floor | 1943 sq. ft. |
| Garage | 795 sq. ft. |
| Covered Porch | 61 sq. ft. |

JOB NAME
DANIELS
Ariah & Jake

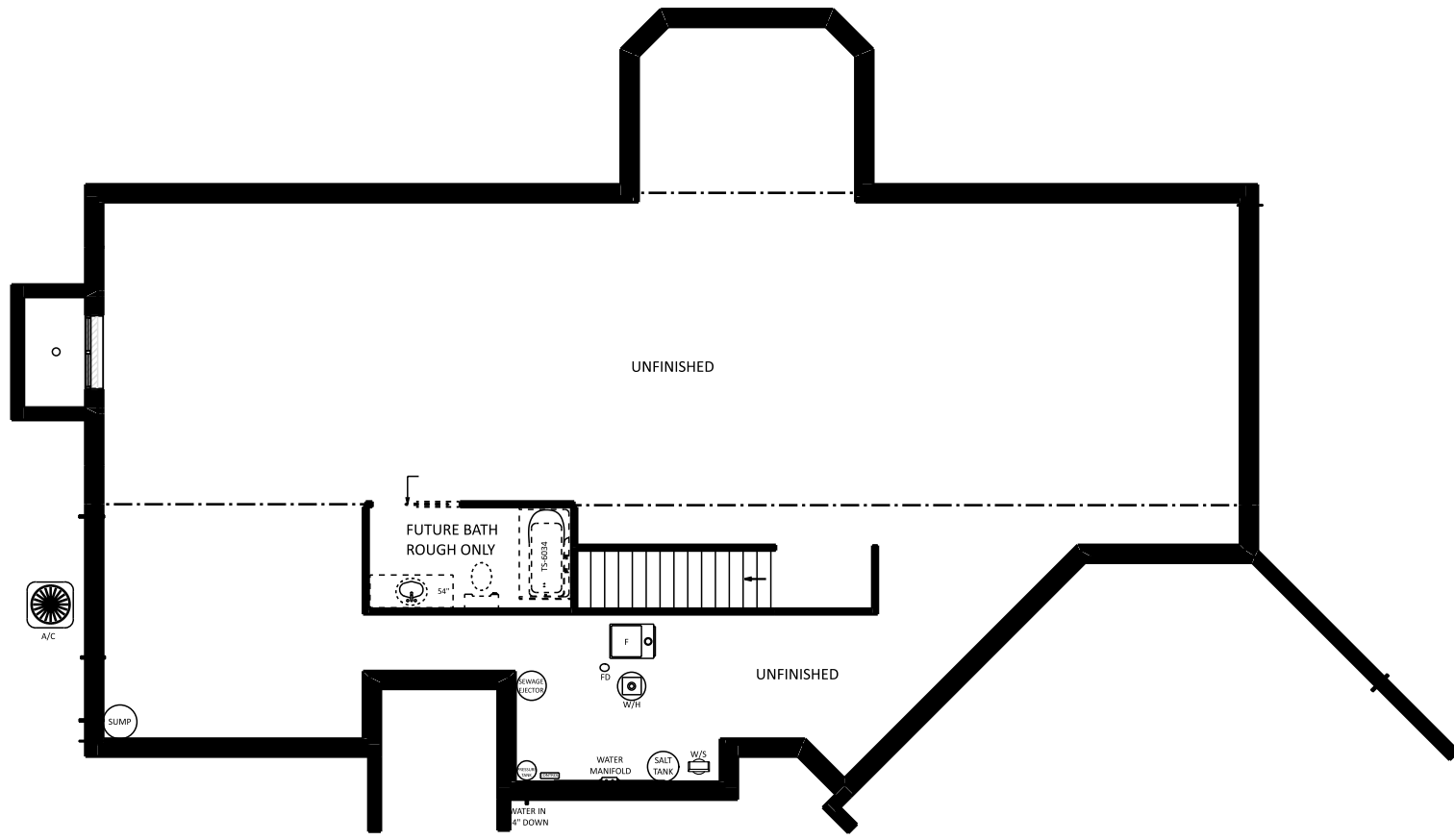
TEAM JOB #
2039

PLAN NAME
DEVILLE

DATE
12/24/2020

SCALE
NO SCALE

DRAWING
1st FLOOR



| | |
|------------|-------------------------|
| JOB NAME | DANIELS Ariah & Jake |
| TEAM JOB # | 2039 |
| PLAN NAME | DEVILLE |
| DATE | 12/24/2020 |
| SCALE | NO SCALE |
| DRAWING | BASEMENT |



a better way to build

1849 W. Lincoln Ave.
Goshen, IN 46526
514-933-3100

THIS DRAWING AND ALL INFORMATION CONTAINED HEREIN IS THE PROPERTY OF TEAM CONSTRUCTION CO., INC. AND IS NOT TO BE REPRODUCED WITHOUT THE EXPRESS WRITTEN PERMISSION OF TEAM CONSTRUCTION CO., INC. TEAM CONSTRUCTION CO., INC. ASSUMES NO RESPONSIBILITY FOR UNAUTHORIZED USE.

NOTES

- 1.
- 2.
- 3.

FIRST FLOOR LIVING AREA - 0 sq ft

SECOND FLOOR LIVING AREA - 0 sq ft

TOTAL LIVING AREA - 0 sq ft

BASEMENT FINISHED AREA - 0 sq ft

GARAGE AREA - 0 sq ft

COVERED PORCH AREA - 0 sq ft

DECK AREA - 0 sq ft

JOB NAME
BECK, PATRICK & JENNIFER

JOB LOCATION
WESTLEAF MANOR lot #46

JOB ADDRESS
29889 Sommerwood Court

MODEL BASE
DEVILLE

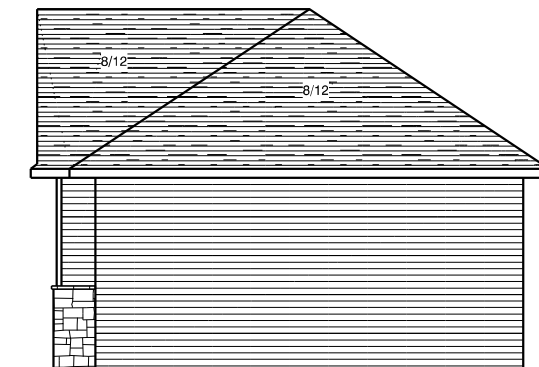
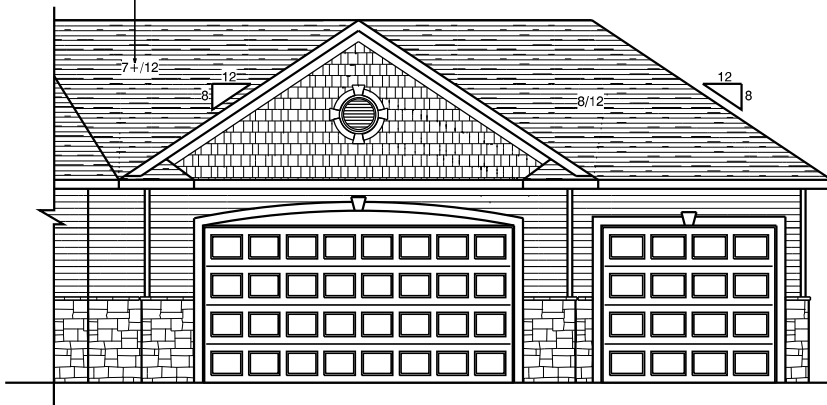
SCALE
1/8" = 1'0"

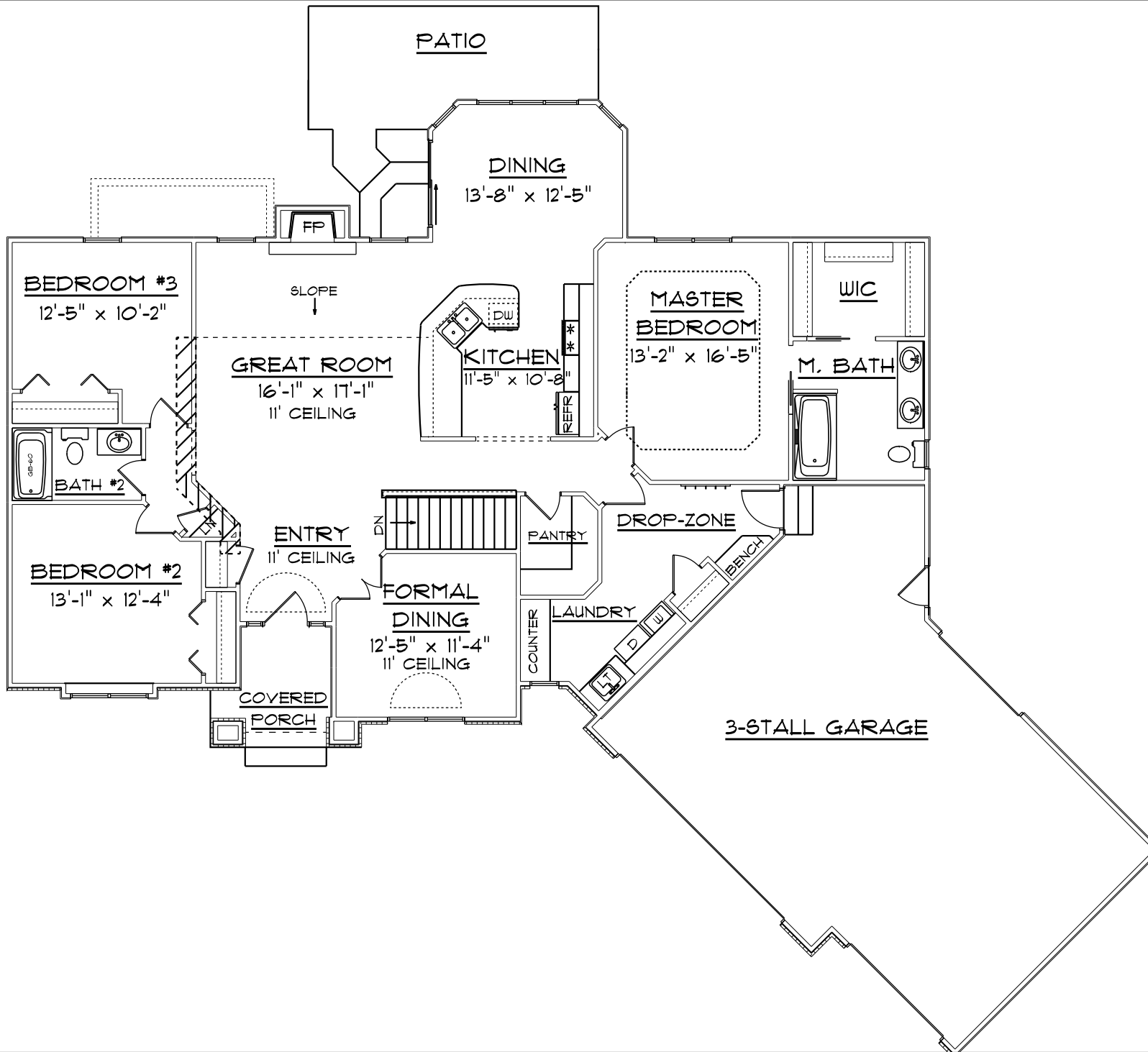
DATE
September 15, 2012

DRAWING
FRONT ELEVATION



ADJUST PITCH SO VALLEYS DO NOT MEET.





a better way to build

1849 W. Lincoln Ave.
Goshen, IN 46856
514-833-0100

THIS DRAWING AND ALL INFORMATION CONTAINED HEREIN IS THE PROPERTY OF TEAM CONSTRUCTION CO., INC. AND IS NOT TO BE REPRODUCED WITHOUT THE EXPRESSED WRITTEN PERMISSION OF TEAM CONSTRUCTION CO., INC. TEAM CONSTRUCTION CO., INC. ASSUMES NO RESPONSIBILITY FOR UNAUTHORIZED USE.

NOTES
1.
2.
3.

| | |
|----------------------------|-------------|
| FIRST FLOOR LIVING AREA - | 1,911 sq ft |
| SECOND FLOOR LIVING AREA - | 0 sq ft |
| TOTAL LIVING AREA - | 2,356 sq ft |
| BASEMENT FINISHED AREA - | 445 sq ft |
| GARAGE AREA - | 765 sq ft |
| COVERED PORCH AREA - | 65 sq ft |
| DECK AREA - | 0 sq ft |

JOB NAME
BECK, PATRICK & JENNIFER

JOB LOCATION
WESTLEAF MANOR lot #46

JOB ADDRESS
29889 Sommerwood Court

MODEL BASE
DEVILLE

SCALE
1/8" = 1'-0"

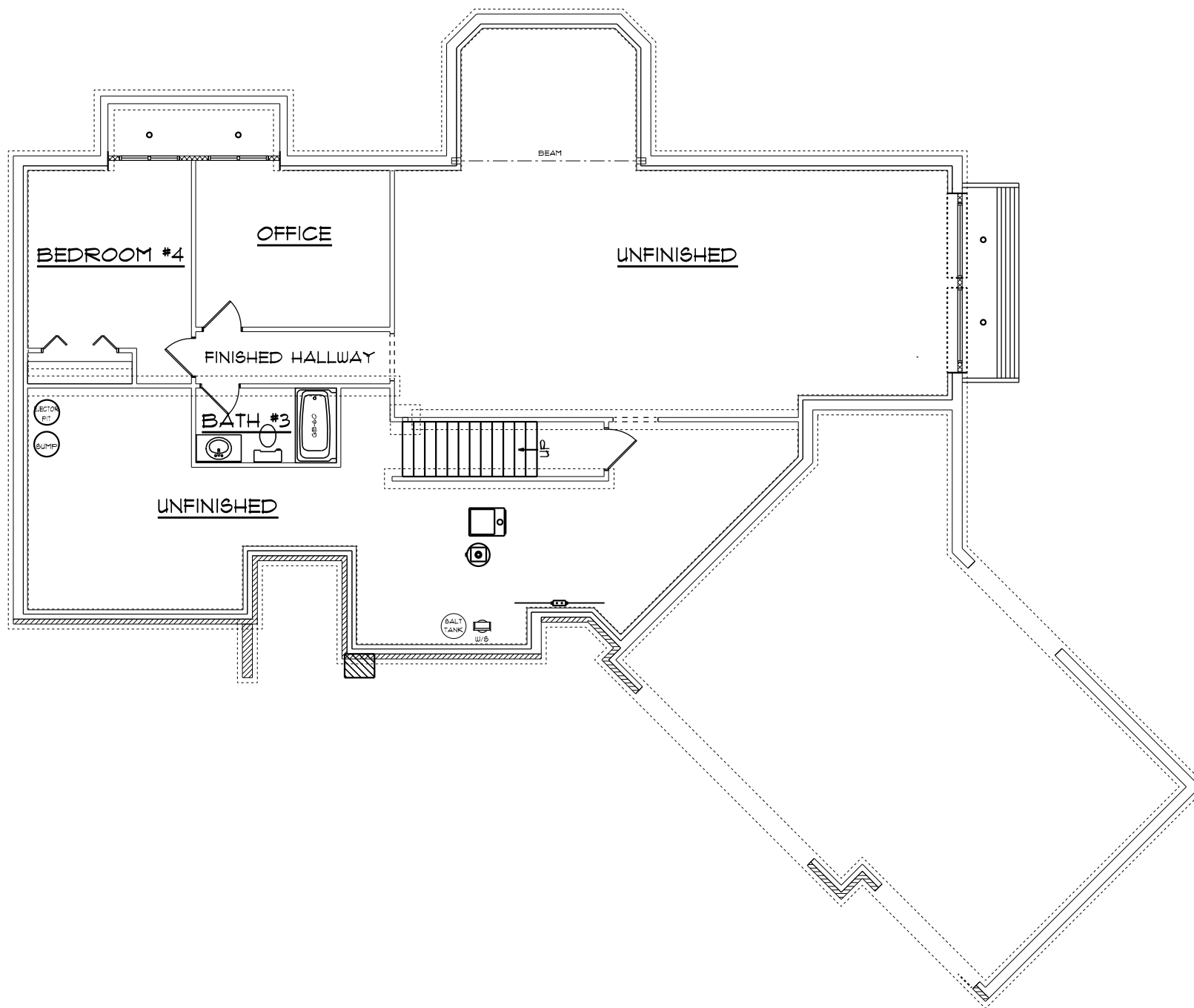
DATE
September 15, 2012

DRAWING
FIRST FLOOR PLAN

THIS DRAWING AND ALL INFORMATION CONTAINED HEREIN IS THE PROPERTY OF TEAM CONSTRUCTION CO., INC. AND IS NOT TO BE REPRODUCED WITHOUT THE EXPRESS WRITTEN PERMISSION OF TEAM CONSTRUCTION CO., INC. TEAM CONSTRUCTION CO., INC. ASSUMES NO RESPONSIBILITY FOR UNAUTHORIZED USE.

NOTES

- 1.



JOB NAME

BECK, PATRICK & JENNIFER

JOB LOCATION

WESTLEAF MANOR lot #46

JOB ADDRESS

MODEL BASE

DEVILLE

SCALE

1/8" = 1'0"

DATE

September 15, 2012

DRAWING

BASEMENT PLAN

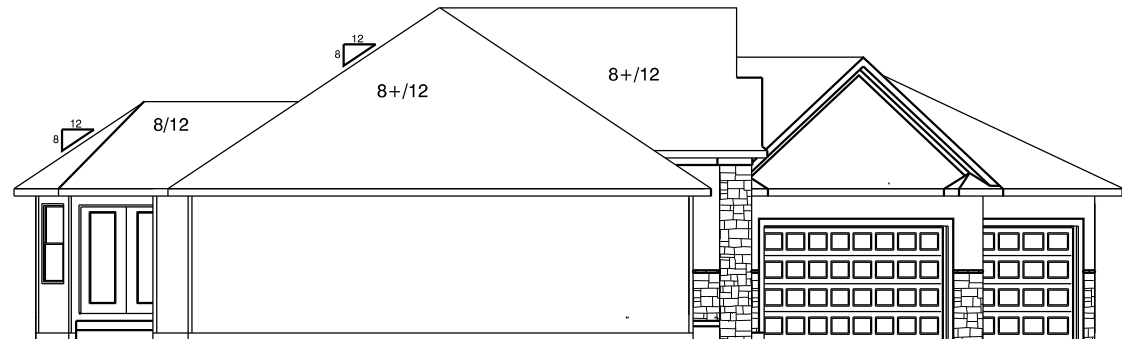


a better way to build

1849 W. Lincoln Ave.
Goshen, N. 46526
514-533-3100



REAR ELEVATION



LEFT ELEVATION



RIGHT ELEVATION

JOB NAME
BECK, PATRICK & JENNIFER

JOB LOCATION
WESTLEAF MANOR lot #46

JOB ADDRESS
29009 Sommerwood Court

MODEL BASE
DEVILLE

SCALE
1/8" = 1'-0"

DATE
September 15, 2012

DRAWING
ELEVATIONS

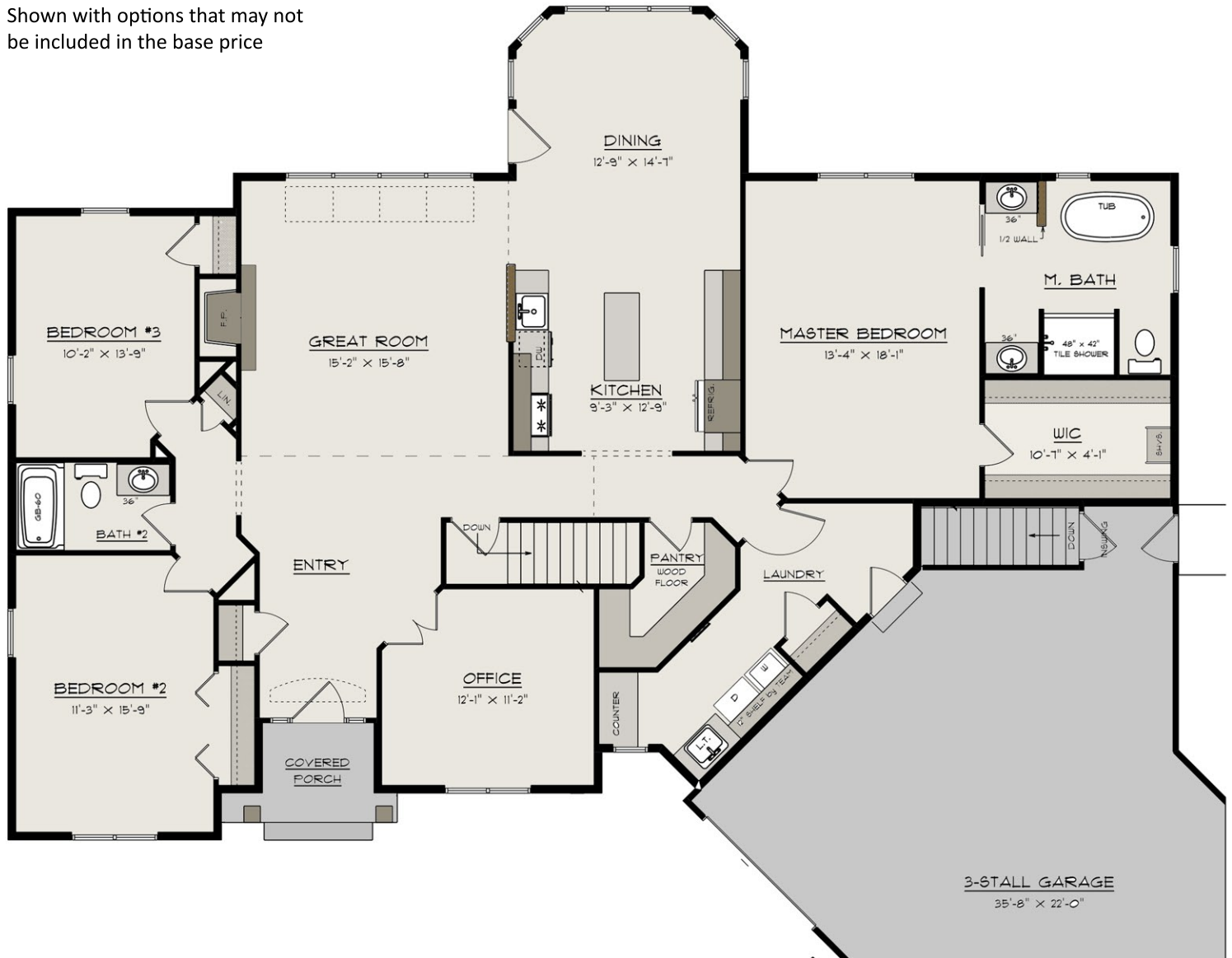
The Deville

as built for Berger

2,131 sf Ranch
 3 Bedrooms, 2-1/2 Baths



Shown with options that may not be included in the base price

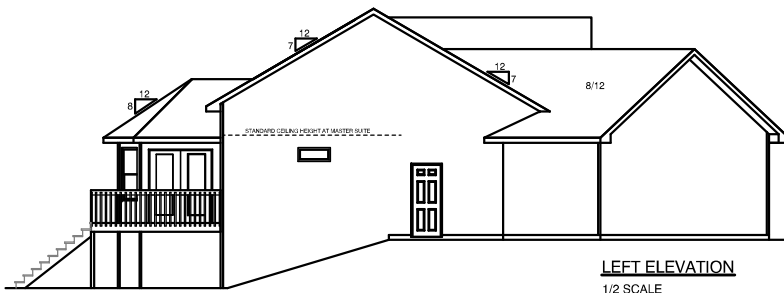




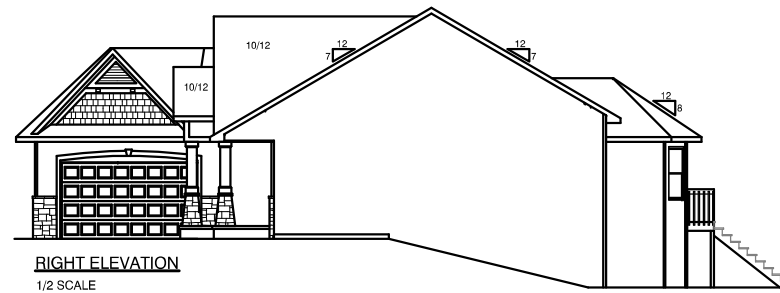
FRONT ELEVATION



REAR ELEVATION
 1/2 SCALE

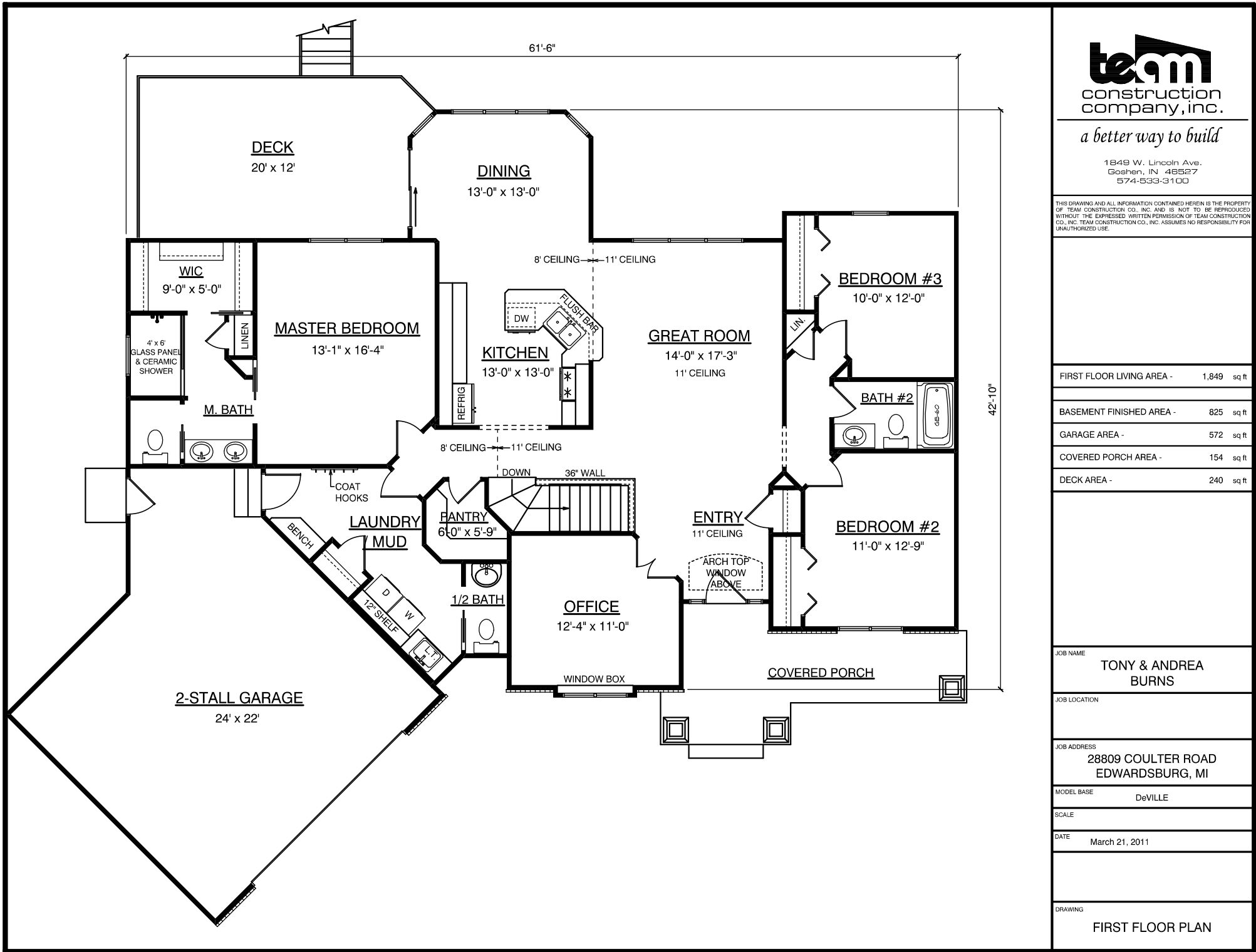


LEFT ELEVATION
 1/2 SCALE



RIGHT ELEVATION
 1/2 SCALE

| | |
|--------------|---------------------------------------|
| JOB NAME | TONY & ANDREA BURNS |
| JOB LOCATION | |
| JOB ADDRESS | 28809 COULTER ROAD EDWARDSBURG, MI |
| MODEL BASE | DeVILLE |
| SCALE | |
| DATE | March 21, 2011 |
| DRAWING | ELEVATIONS |



a better way to build

1849 W. Lincoln Ave.
Goshen, IN 46527
574-533-3100

THIS DRAWING AND ALL INFORMATION CONTAINED HEREIN IS THE PROPERTY OF TEAM CONSTRUCTION CO., INC. AND IS NOT TO BE REPRODUCED WITHOUT THE EXPRESSED WRITTEN PERMISSION OF TEAM CONSTRUCTION CO., INC. TEAM CONSTRUCTION CO., INC. ASSUMES NO RESPONSIBILITY FOR UNAUTHORIZED USE.

| | |
|---------------------------|-------------|
| FIRST FLOOR LIVING AREA - | 1,849 sq ft |
| BASEMENT FINISHED AREA - | 825 sq ft |
| GARAGE AREA - | 572 sq ft |
| COVERED PORCH AREA - | 154 sq ft |
| DECK AREA - | 240 sq ft |

JOB NAME
TONY & ANDREA BURNS

JOB LOCATION

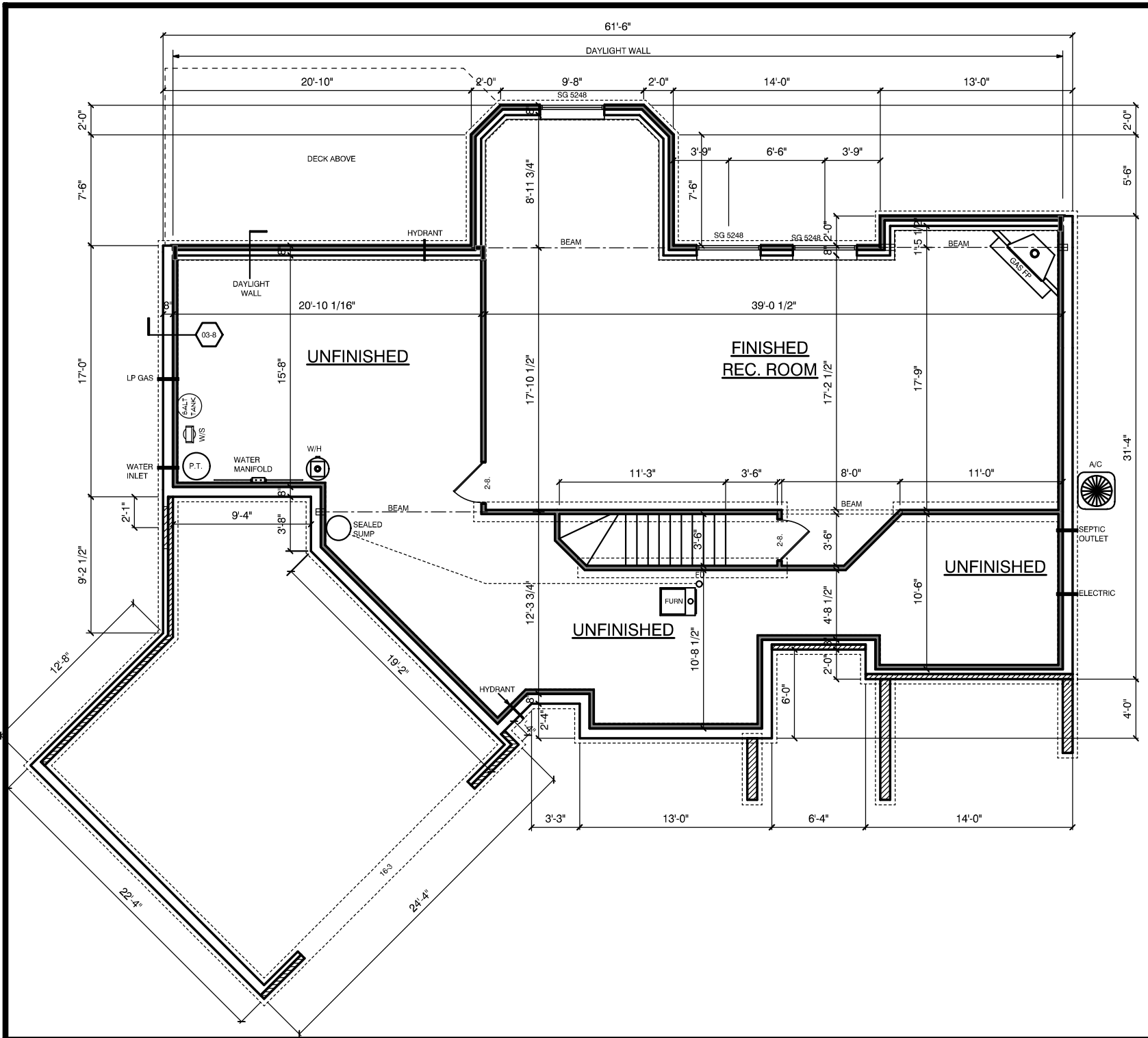
JOB ADDRESS
**28809 COULTER ROAD
EDWARDSBURG, MI**

MODEL BASE
DeVILLE

SCALE

DATE
March 21, 2011

DRAWING
FIRST FLOOR PLAN



a better way to build

1849 W. Lincoln Ave.
Goshen, IN 46527
574-533-3100

THIS DRAWING AND ALL INFORMATION CONTAINED HEREIN IS THE PROPERTY OF TEAM CONSTRUCTION CO., INC. AND IS NOT TO BE REPRODUCED WITHOUT THE EXPRESSED WRITTEN PERMISSION OF TEAM CONSTRUCTION CO., INC. TEAM CONSTRUCTION CO., INC. ASSUMES NO RESPONSIBILITY FOR UNAUTHORIZED USE.

JOB NAME
TONY & ANDREA BURNS

JOB LOCATION

JOB ADDRESS
**28809 COULTER ROAD
EDWARDSBURG, MI**

MODEL BASE
DeVILLE

SCALE

DATE
March 21, 2011

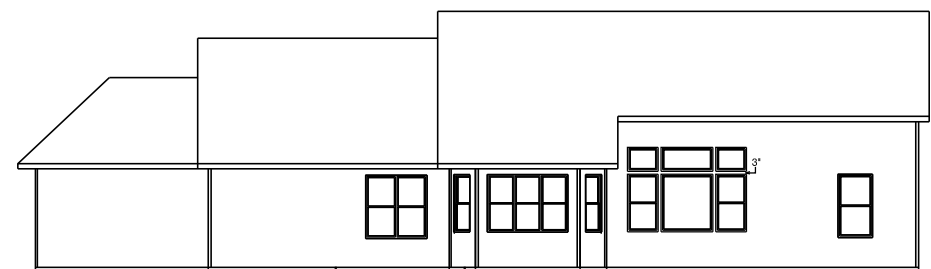
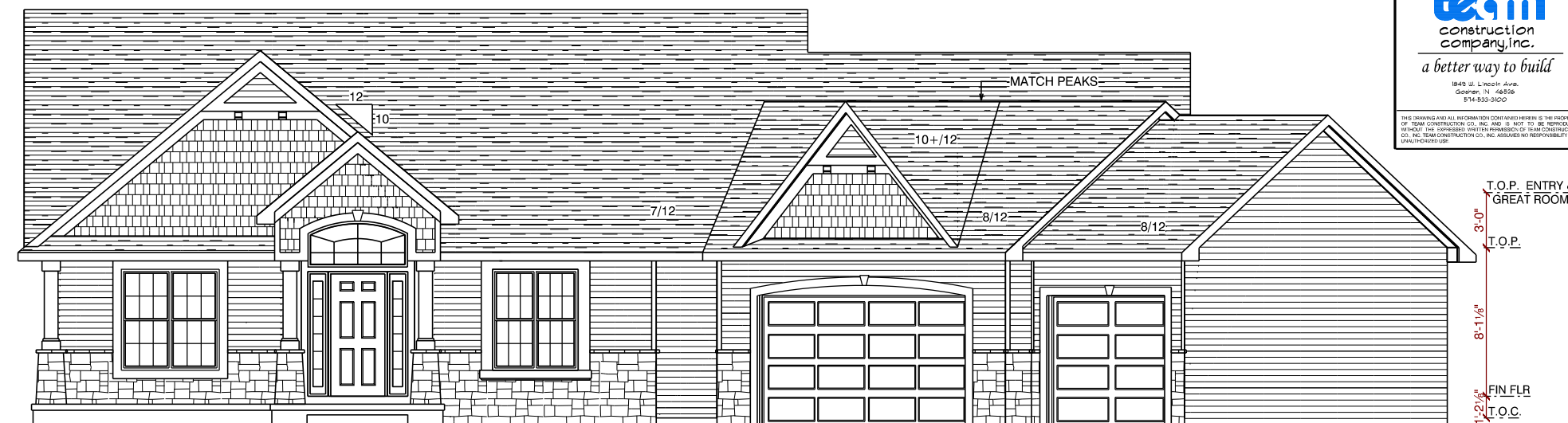
DRAWING
BASEMENT PLAN



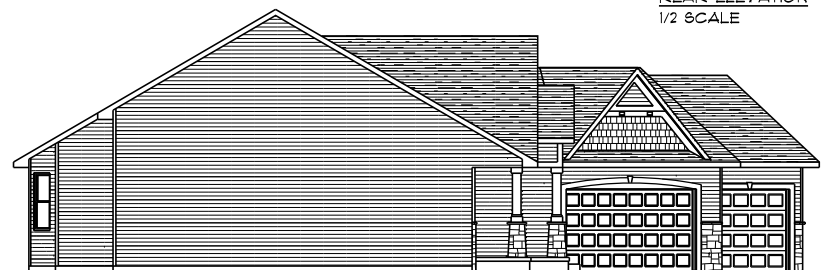
a better way to build

1845 W. Lincoln Ave.
Goshen, IN 46826
814-833-9100

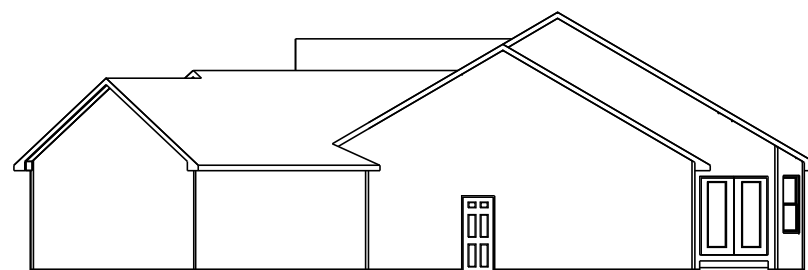
THIS DRAWING AND ALL INFORMATION CONTAINED HEREIN IS THE PROPERTY OF TEAM CONSTRUCTION CO., INC. AND IS NOT TO BE REPRODUCED WITHOUT THE EXPRESS WRITTEN PERMISSION OF TEAM CONSTRUCTION CO., INC. TEAM CONSTRUCTION CO., INC. ASSUMES NO RESPONSIBILITY FOR UNAUTHORIZED USE.



REAR ELEVATION
1/2 SCALE



LEFT ELEVATION
1/2 SCALE



RIGHT ELEVATION
1/2 SCALE

| | |
|--------------|--|
| NOTES | TYPICAL OVERHANGS EAVES: 16" GABLES: 12" |
| DETAILS | PO-C5 PORCH COLUMN |
| JOB NAME | HUXHOLD/TRIBBLE |
| JOB LOCATION | WESTLEAF MANOR lot #58 58376 Westleaf Manor Blvd. |
| MODEL BASE | DEVILLE/BURNS |
| SCALE | 3/16" = 1'-0" |
| DATE | October 25, 2013 |
| DRAWINGS | ELEVATIONS |



a better way to build

1845 W. Lincoln Ave.
Goshen, IN 46526
814-933-3100

THIS DRAWING AND ALL INFORMATION CONTAINED HEREIN IS THE PROPERTY OF TEAM CONSTRUCTION CO., INC. AND IS NOT TO BE REPRODUCED WITHOUT THE EXPRESSED WRITTEN PERMISSION OF TEAM CONSTRUCTION CO., INC. TEAM CONSTRUCTION CO., INC. ASSUMES NO RESPONSIBILITY FOR UNAUTHORIZED USE.

NOTES

1. 2 x 6 EXT WALLS 24" O.C.
2. 3-1/4" CASING
3. PELLA ENCOMPASS WINDOWS
4. 11-7/8" FLOOR JOISTS

FIRST FLOOR LIVING AREA - 1,887 sq ft

BASEMENT FINISHED AREA - 886 sq ft

TOTAL LIVING AREA - 2,773 sq ft

GARAGE AREA - 812 sq ft

COVERED PORCH AREA - 154 sq ft

DETAILS

- TD-WC-01 36" 1/2 WALL w/ CAP
- FR-WB-01 7" WINDOW BOX

JOB NAME

HUXHOLD/TRIBBLE

JOB LOCATION

WESTLEAF MANOR lot #58
58376 Westleaf Manor Blvd.

MODEL BASE

DEVILLE/BURNS

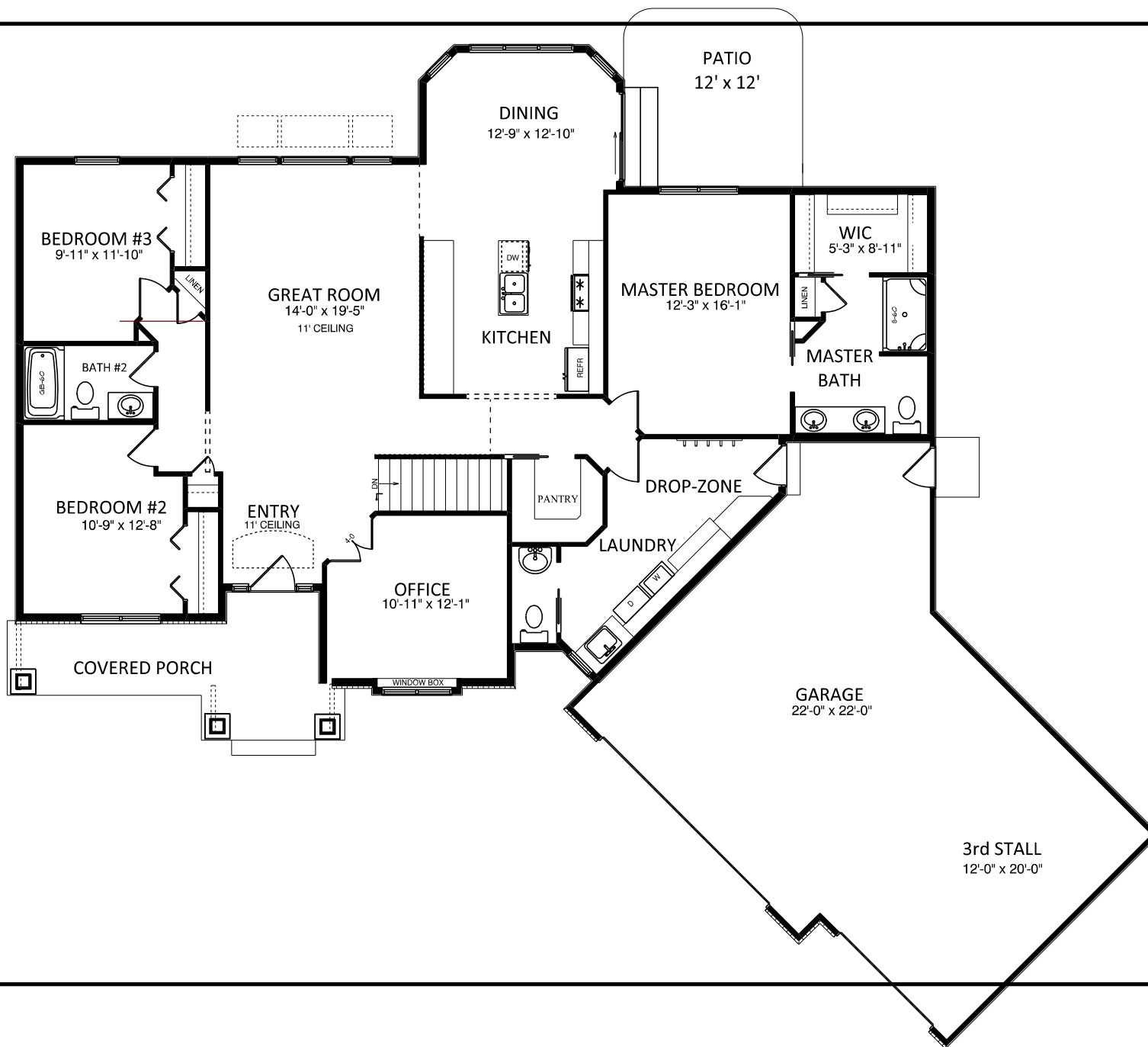
SCALE

DATE

October 25, 2013

DRAWINGS

FIRST FLOOR PLAN





a better way to build

1849 W. Lincoln Ave.
Goshen, IN 46526
574-533-3100

THIS DRAWING AND ALL INFORMATION CONTAINED HEREIN IS THE PROPERTY OF TEAM CONSTRUCTION CO., INC. AND IS NOT TO BE REPRODUCED, RENTED, COPIED, OR DISSEMINATED WITHOUT PERMISSION OF TEAM CONSTRUCTION CO., INC. TEAM CONSTRUCTION CO., INC. ASSUMES NO RESPONSIBILITY FOR UNAUTHORIZED USE.

- NOTES
1. 96" POURED WALLS
 2. TYPICAL: 8" BRICK LEDGES
12" BL @ OVERHEAD DOORS

- DETAILS
- CO-FW-01-8 96" WALLS
 - CO-EW-01-8 EGRESS WINDOW WELL
 - CO-WDW-01-8 WOOD DAYLIGHT WELL

JOB NAME
HUXHOLD/TRIBBLE

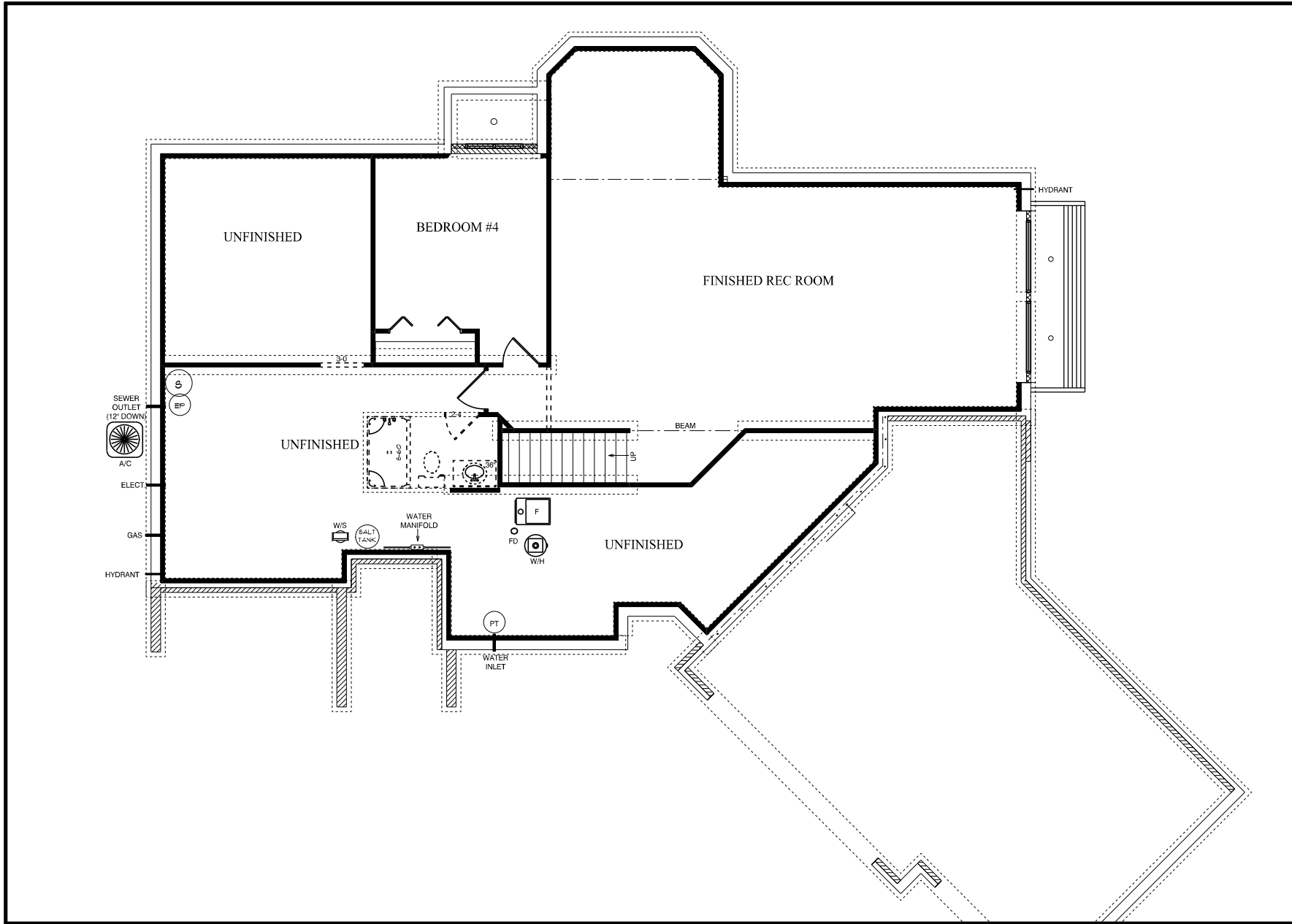
JOB LOCATION
WESTLEAF MANOR lot #58
58376 Westleaf Manor Blvd.

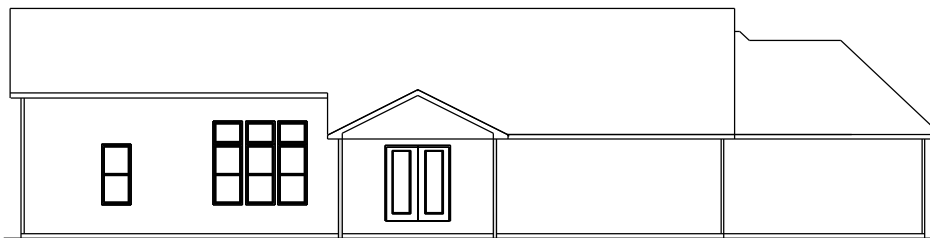
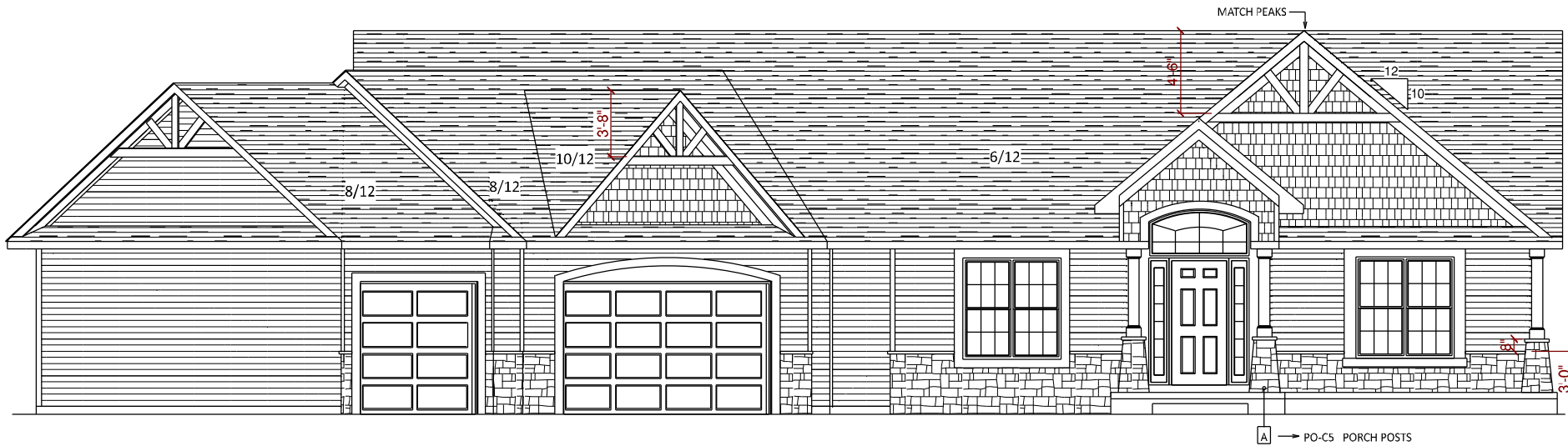
MODEL BASE

SCALE

DATE October 25, 2013

DRAWING
BASEMENT PLAN

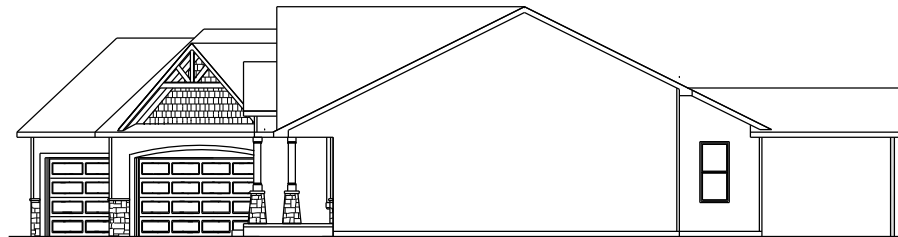




REAR ELEVATION



LEFT ELEVATION



RIGHT ELEVATION

team
 construction
 company, inc.

a better way to build

1849 W. Lincoln Ave.
 Goshen, IN 46526
 574-533-3100

THIS DRAWING AND ALL INFORMATION CONTAINED HEREIN IS THE PROPERTY OF TEAM CONSTRUCTION CO. INC. AND IS NOT TO BE REPRODUCED WITHOUT THE EXPRESSED WRITTEN PERMISSION OF TEAM CONSTRUCTION CO. INC. TEAM CONSTRUCTION CO., INC. ASSUMES NO RESPONSIBILITY FOR UNAUTHORIZED USE.

JOB NAME
INCZAUSKIS
Andrew and Kasie

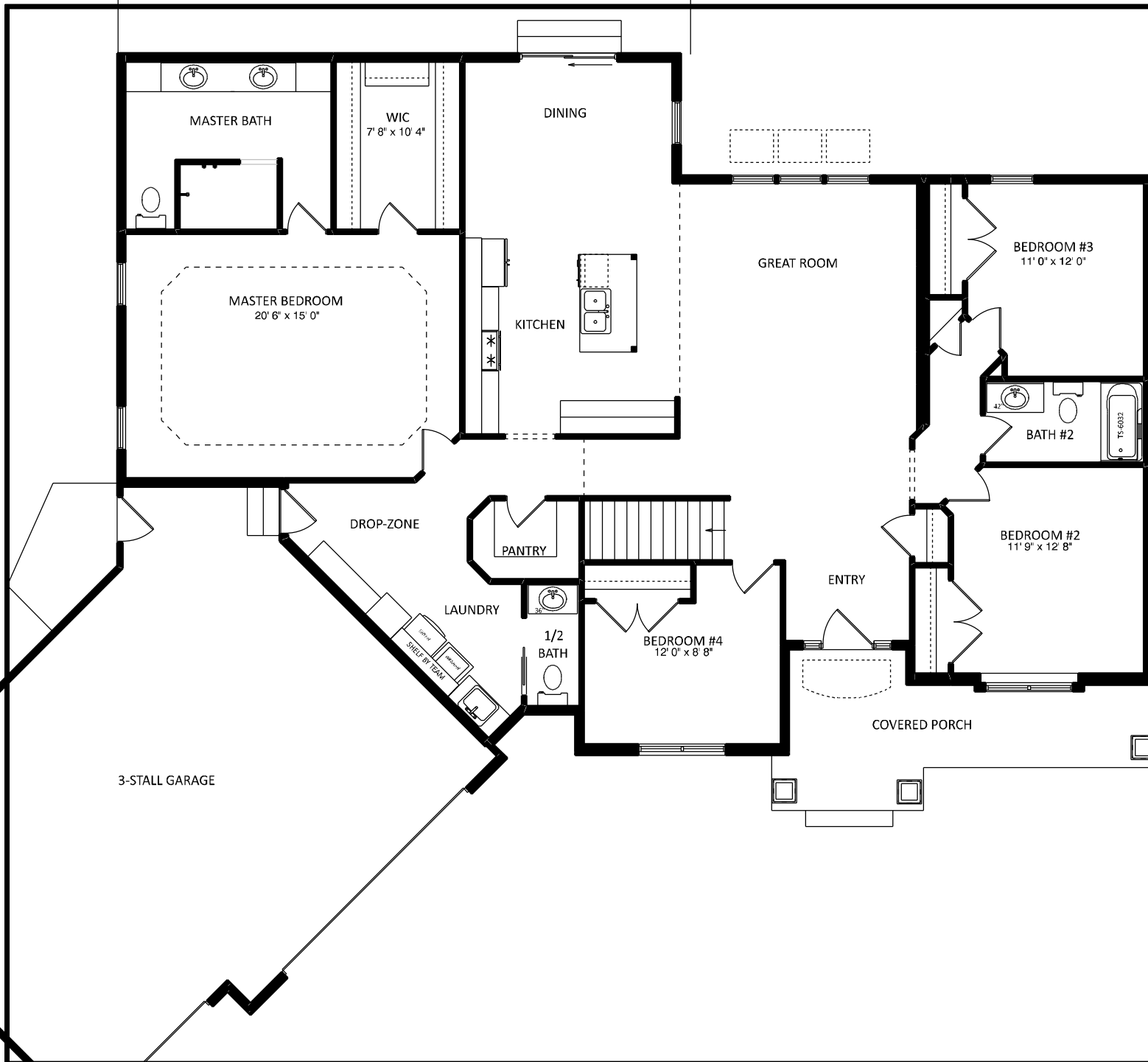
JOB LOCATION
58643 Baugo Cove Dr.
Elkhart
BAUGO COVE lots 6/7

MODEL BASE
DEVILLE

DATE
11/23/2018

SCALE
NO SCALE

DRAWING
ELEVATIONS



| NOTES | |
|--------------------------|---------|
| 2x6 EXT WALLS | 24" O/C |
| 2x4 INT/GARAGE WALLS | 16" O/C |
| 11-7/8" I-JOISTS | |
| PELLA ENCOMPASS WINDOWS | |
| 3-1/4" WINDOW TRIM | |
| ALL CEILINGS | 8' |
| (unless otherwise noted) | |

| SQUARE FOOTAGE | |
|---------------------|--------------|
| 1st Floor | 2138 sq. ft. |
| Basement (finished) | 1243 sq. ft. |
| Garage | 835 sq. ft. |
| Covered Porch | 133 sq. ft. |
| Covered Patio | 328 sq. ft. |

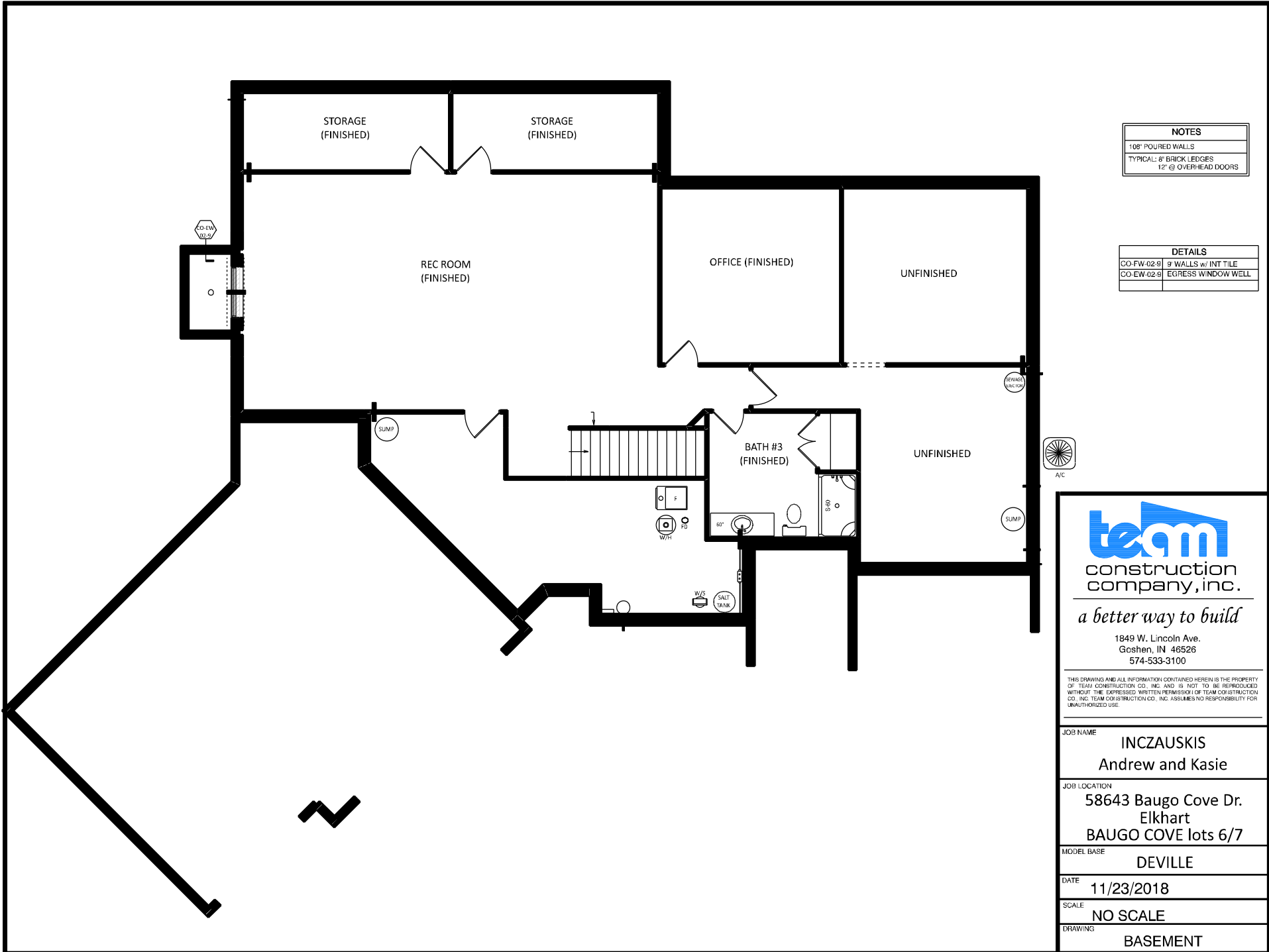
team
construction
company, inc.

a better way to build

1849 W. Lincoln Ave.
Goshen, IN 46526
574-533-3100

THIS DRAWING AND ALL INFORMATION CONTAINED HEREIN IS THE PROPERTY OF TEAM CONSTRUCTION CO., INC. AND IS NOT TO BE REPRODUCED WITHOUT THE EXPRESSED WRITTEN PERMISSION OF TEAM CONSTRUCTION CO., INC. TEAM CONSTRUCTION CO., INC. ASSUMES NO RESPONSIBILITY FOR UNAUTHORIZED USE.

| | |
|--------------|--|
| JOB NAME | INCZAUSKIS Andrew and Kasie |
| JOB LOCATION | 58643 Baugo Cove Dr. Elkhart BAUGO COVE lots 6/7 |
| MODEL BASE | DEVILLE |
| DATE | 11/23/2018 |
| SCALE | NO SCALE |
| DRAWING | 1st FLOOR |



| NOTES | |
|----------|----------------------|
| 108' | POURED WALLS |
| TYPICAL: | 8" BRICK LEDGES |
| | 12' @ OVERHEAD DOORS |

| DETAILS | |
|------------|---------------------|
| CO-FW-02-9 | 9 WALLS w/ INT TILE |
| CO-EW-02-9 | EGRESS WINDOW WELL |



a better way to build

1849 W. Lincoln Ave.
Goshen, IN 46526
574-533-3100

THIS DRAWING AND ALL INFORMATION CONTAINED HEREIN IS THE PROPERTY OF TEAM CONSTRUCTION CO. INC AND IS NOT TO BE REPRODUCED WITHOUT THE EXPRESSED WRITTEN PERMISSION OF TEAM CONSTRUCTION CO. INC. TEAM CONSTRUCTION CO., INC. ASSUMES NO RESPONSIBILITY FOR UNAUTHORIZED USE.

| | |
|--------------|--|
| JOB NAME | INCZAUSKIS Andrew and Kasie |
| JOB LOCATION | 58643 Baugo Cove Dr. Elkhart BAUGO COVE lots 6/7 |
| MODEL BASE | DEVILLE |
| DATE | 11/23/2018 |
| SCALE | NO SCALE |
| DRAWING | BASEMENT |

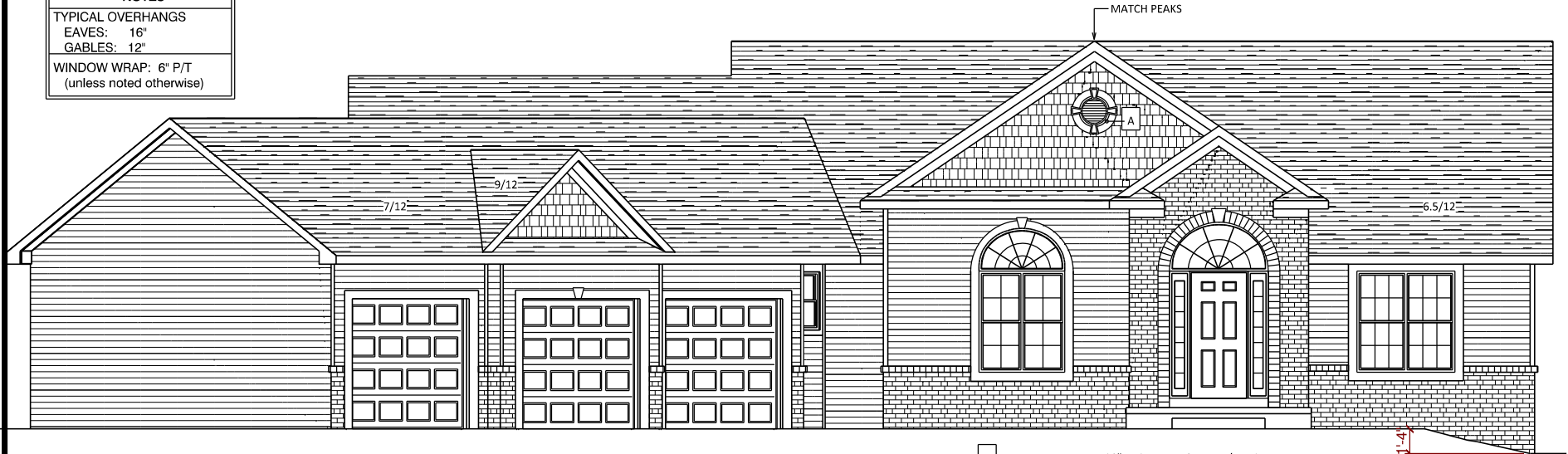
NOTES

TYPICAL OVERHANGS

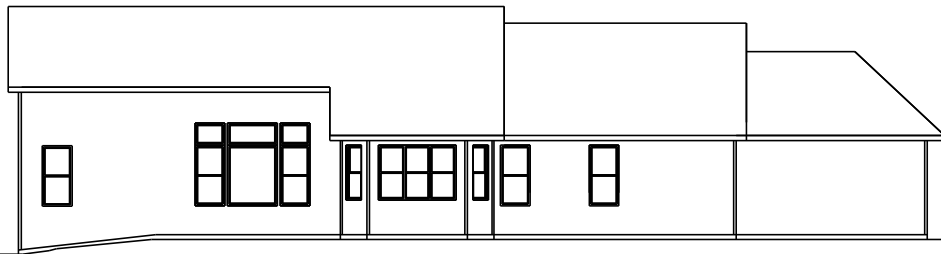
EAVES: 16"

GABLES: 12"

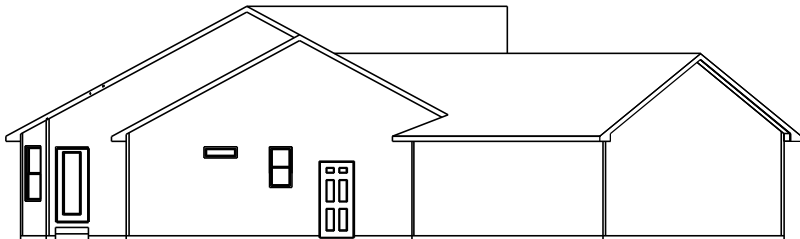
WINDOW WRAP: 6" P/T
(unless noted otherwise)



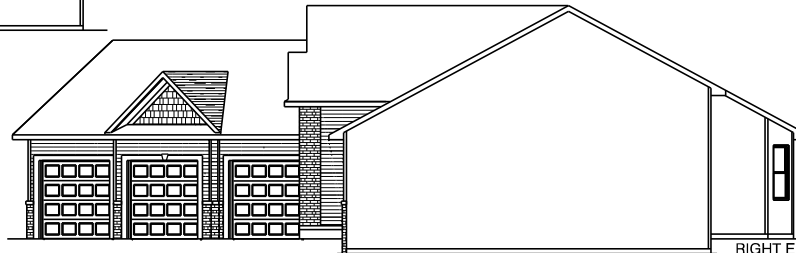
A → MID-AMERICA 30" DESIGNER ROUND w/ KEYS



REAR ELEVATION
1/2 SCALE



LEFT ELEVATION
1/2 SCALE



RIGHT ELEVATION
1/2 SCALE

GRADE DOWN 16"

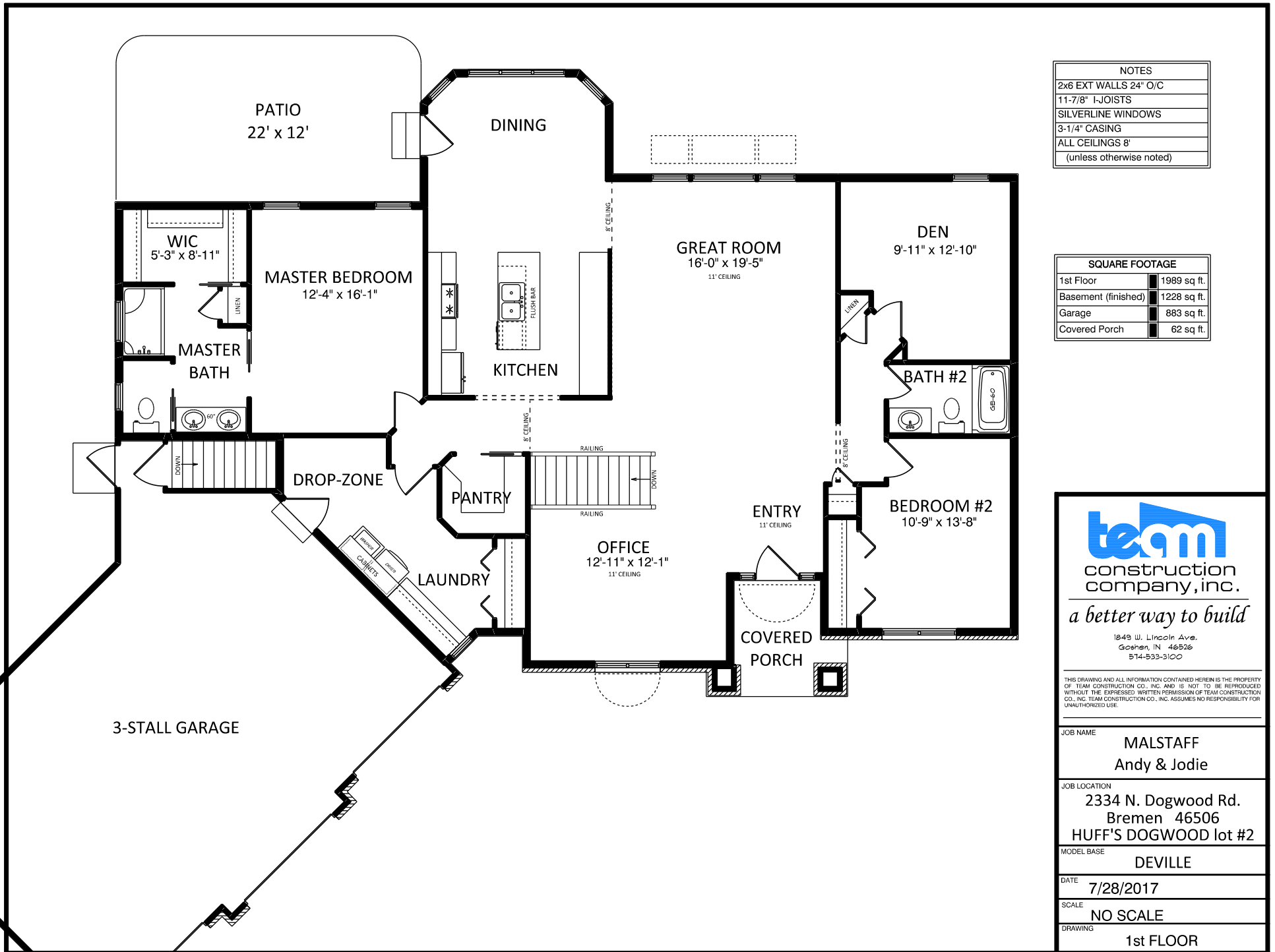


a better way to build

1249 W. Lincoln Ave.
Goshen, IN 46536
574-533-3100

THIS DRAWING AND ALL INFORMATION CONTAINED HEREIN IS THE PROPERTY OF TEAM CONSTRUCTION CO., INC. AND IS NOT TO BE REPRODUCED WITHOUT THE EXPRESSED WRITTEN PERMISSION OF TEAM CONSTRUCTION CO., INC. TEAM CONSTRUCTION CO., INC. ASSUMES NO RESPONSIBILITY FOR UNAUTHORIZED USE.

| | |
|--------------|--|
| JOB NAME | MALSTAFF Andy & Jodie |
| JOB LOCATION | 2334 N. Dogwood Rd. Bremen 46506 HUFF'S DOGWOOD lot #2 |
| MODEL BASE | DEVILLE |
| DATE | 7/28/2017 |
| SCALE | NO SCALE |
| DRAWING | ELEVATIONS |



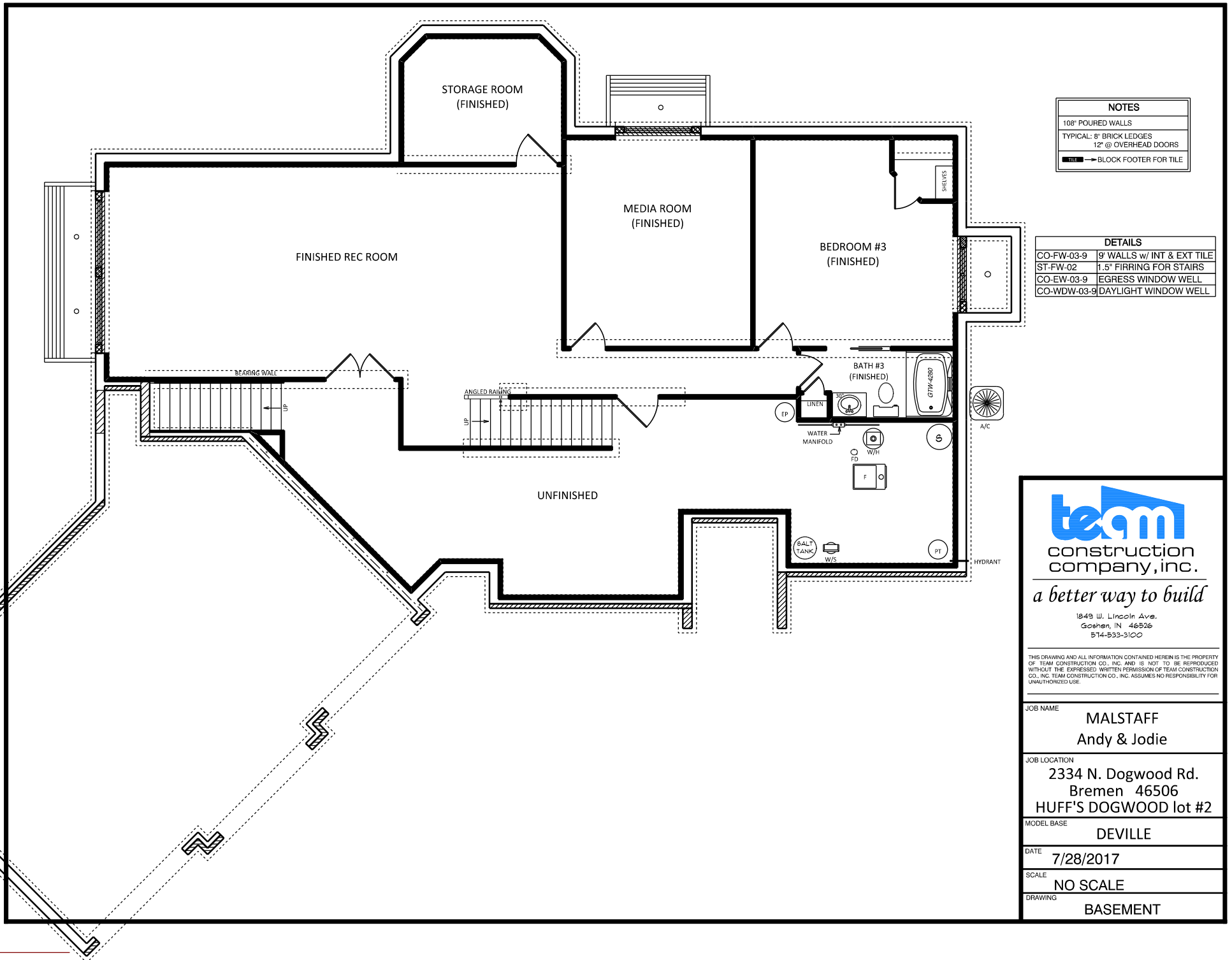
| NOTES | |
|--------------------------|---------|
| 2x6 EXT WALLS | 24" O/C |
| 11-7/8" I-JOISTS | |
| SILVERLINE WINDOWS | |
| 3-1/4" CASING | |
| ALL CEILINGS | 8' |
| (unless otherwise noted) | |

| SQUARE FOOTAGE | |
|---------------------|--------------|
| 1st Floor | 1989 sq. ft. |
| Basement (finished) | 1228 sq. ft. |
| Garage | 883 sq. ft. |
| Covered Porch | 62 sq. ft. |


team
 construction
 company, inc.
a better way to build
 1849 W. Lincoln Ave.
 Goshen, IN 46536
 574-533-3100

THIS DRAWING AND ALL INFORMATION CONTAINED HEREIN IS THE PROPERTY OF TEAM CONSTRUCTION CO., INC. AND IS NOT TO BE REPRODUCED WITHOUT THE EXPRESSED WRITTEN PERMISSION OF TEAM CONSTRUCTION CO., INC. TEAM CONSTRUCTION CO., INC. ASSUMES NO RESPONSIBILITY FOR UNAUTHORIZED USE.

| | |
|--------------|--|
| JOB NAME | MALSTAFF Andy & Jodie |
| JOB LOCATION | 2334 N. Dogwood Rd. Bremen 46506 HUFF'S DOGWOOD lot #2 |
| MODEL BASE | DEVILLE |
| DATE | 7/28/2017 |
| SCALE | NO SCALE |
| DRAWING | 1st FLOOR |



| NOTES | |
|----------|---|
| 108" | POURED WALLS |
| TYPICAL: | 8" BRICK LEDGES 12" @ OVERHEAD DOORS |
| | BLOCK FOOTER FOR TILE |

| DETAILS | |
|-------------|----------------------------|
| CO-FW-03-9 | 9" WALLS w/ INT & EXT TILE |
| ST-FW-02 | 1.5" FIRING FOR STAIRS |
| CO-EW-03-9 | EGRESS WINDOW WELL |
| CO-WDW-03-9 | DAYLIGHT WINDOW WELL |



a better way to build

1249 W. Lincoln Ave.
Goshen, IN 46536
574-533-3100

THIS DRAWING AND ALL INFORMATION CONTAINED HEREIN IS THE PROPERTY OF TEAM CONSTRUCTION CO., INC. AND IS NOT TO BE REPRODUCED WITHOUT THE EXPRESSED WRITTEN PERMISSION OF TEAM CONSTRUCTION CO., INC. TEAM CONSTRUCTION CO., INC. ASSUMES NO RESPONSIBILITY FOR UNAUTHORIZED USE.

| | |
|--------------|--|
| JOB NAME | MALSTAFF Andy & Jodie |
| JOB LOCATION | 2334 N. Dogwood Rd. Bremen 46506 HUFF'S DOGWOOD lot #2 |
| MODEL BASE | DEVILLE |
| DATE | 7/28/2017 |
| SCALE | NO SCALE |
| DRAWING | BASEMENT |



a better way to build

1849 W. Lincoln Ave.
Cochran, IN 46538
574-833-3100

THIS DRAWING AND ALL INFORMATION CONTAINED HEREIN IS THE PROPERTY OF TEAM CONSTRUCTION CO., INC. AND IS NOT TO BE REPRODUCED WITHOUT THE EXPRESS WRITTEN PERMISSION OF TEAM CONSTRUCTION CO., INC. TEAM CONSTRUCTION CO., INC. ASSUMES NO RESPONSIBILITY FOR PLANNING/DESIGN USE.

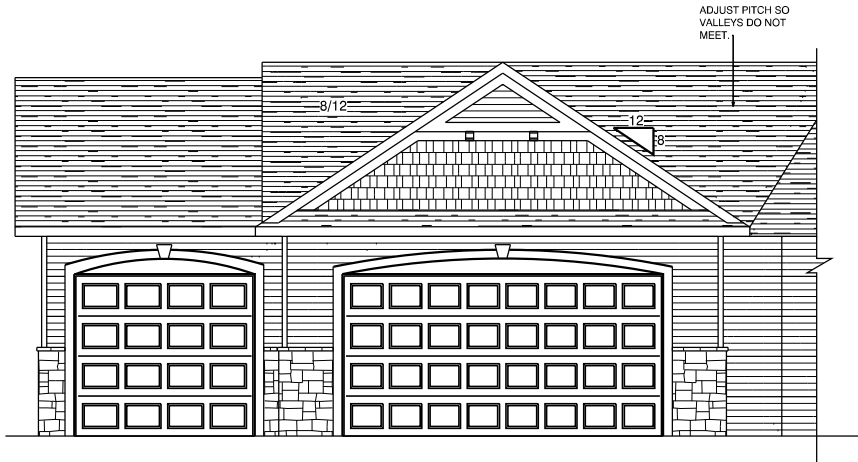
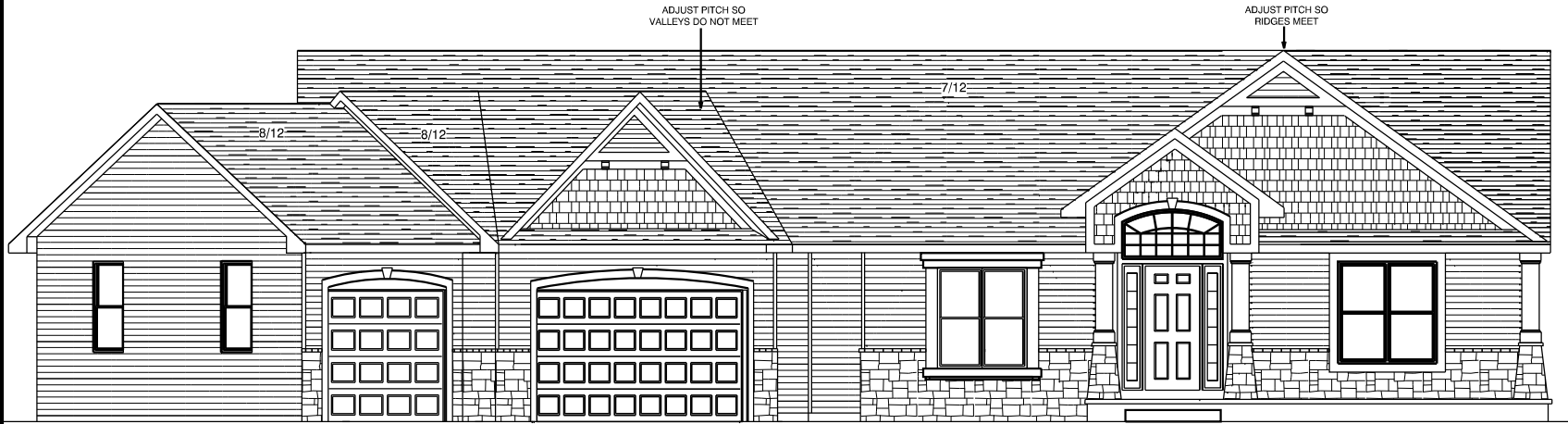
NOTES

- 1.
- 2.
- 3.

TOP

| | |
|----------------------------|-----------|
| FIRST FLOOR LIVING AREA - | 0 sq. ft. |
| SECOND FLOOR LIVING AREA - | 0 sq. ft. |
| TOTAL LIVING AREA - | 0 sq. ft. |
| BASEMENT FINISHED AREA - | 0 sq. ft. |
| GARAGE AREA - | 0 sq. ft. |
| COVERED PORCH AREA - | 0 sq. ft. |
| DECK AREA - | 0 sq. ft. |

| | |
|--------------|-------------------|
| JOB NAME | MORRIS |
| JOB LOCATION | |
| JOB ADDRESS | |
| MODEL BASE | DEVILLE |
| SCALE | |
| DATE | November 26, 2012 |
| DRAWING | FRONT ELEVATION |



THIS DRAWING AND ALL INFORMATION CONTAINED HEREIN IS THE PROPERTY OF TEAM CONSTRUCTION CO., INC. AND IS NOT TO BE REPRODUCED WITHOUT THE EXPRESSED WRITTEN PERMISSION OF TEAM CONSTRUCTION CO., INC. TEAM CONSTRUCTION CO., INC. ASSUMES NO RESPONSIBILITY FOR UNAUTHORIZED USE.

NOTES

- 2 1/4" CASING
- PELLA ENCOMPASS WINDOWS

FIRST FLOOR LIVING AREA - 2,150 sq ft

SECOND FLOOR LIVING AREA - 0 sq ft

BASEMENT FINISHED AREA - 1,051 sq ft

GARAGE AREA - 770 sq ft

COVERED PORCH AREA - 140 sq ft

DECK AREA - 0 sq ft

DETAILS

- LAUNDRY ROOM
PO-C5 PORCH COLUMNS
TD-WC-01 HALF WALL w/ CAP
FR-WB-01 WINDOW BOX

JOB NAME
MORRIS

JOB LOCATION
65711 CONRAD RD.
EDWARDSBRUG, MI

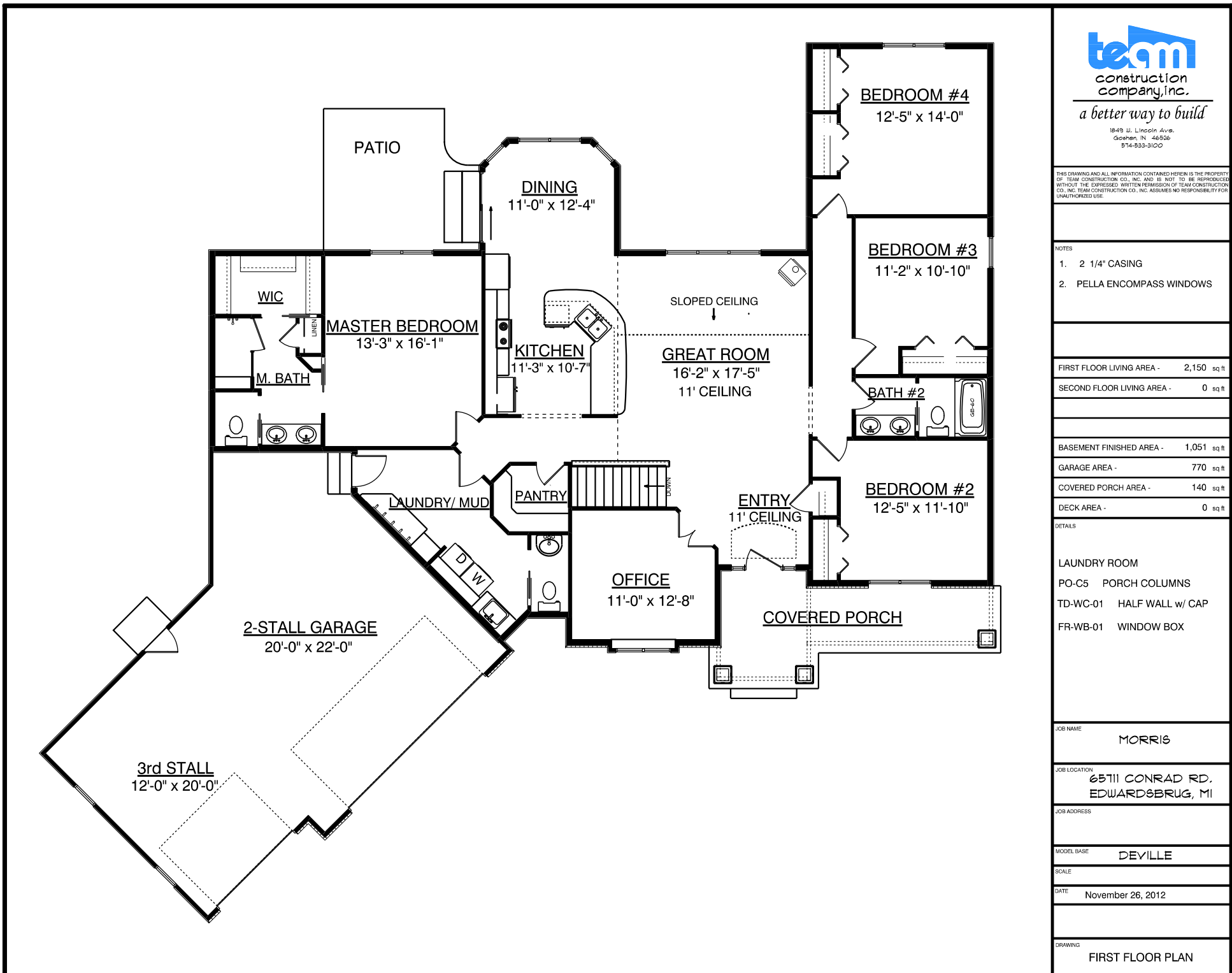
JOB ADDRESS

MODEL BASE
DEVILLE

SCALE

DATE
November 26, 2012

DRAWING
FIRST FLOOR PLAN



THIS DRAWING AND ALL INFORMATION CONTAINED HEREIN IS THE PROPERTY OF TEAM CONSTRUCTION CO., INC. AND IS NOT TO BE REPRODUCED WITHOUT THE EXPRESSED WRITTEN PERMISSION OF TEAM CONSTRUCTION CO., INC. TEAM CONSTRUCTION CO., INC. ASSUMES NO RESPONSIBILITY FOR UNAUTHORIZED USE.

NOTES

1. 108" POURED WALLS
2. PASSIVE RADON MITIGATION SYSTEM

DETAILS

- CO-FW-02-9 108" FOUNDATION WALL
CO-DW-02-9 DAYLIGHT WALL
TD-WC-01 HALF WALL w/ CAP
SAFE ROOM
RETAINING WALLS

JOB NAME

MORRIS

JOB LOCATION

65111 CONRAD RD.
EDWARDSBRUG, MI

JOB ADDRESS

MODEL BASE

DEVILLE

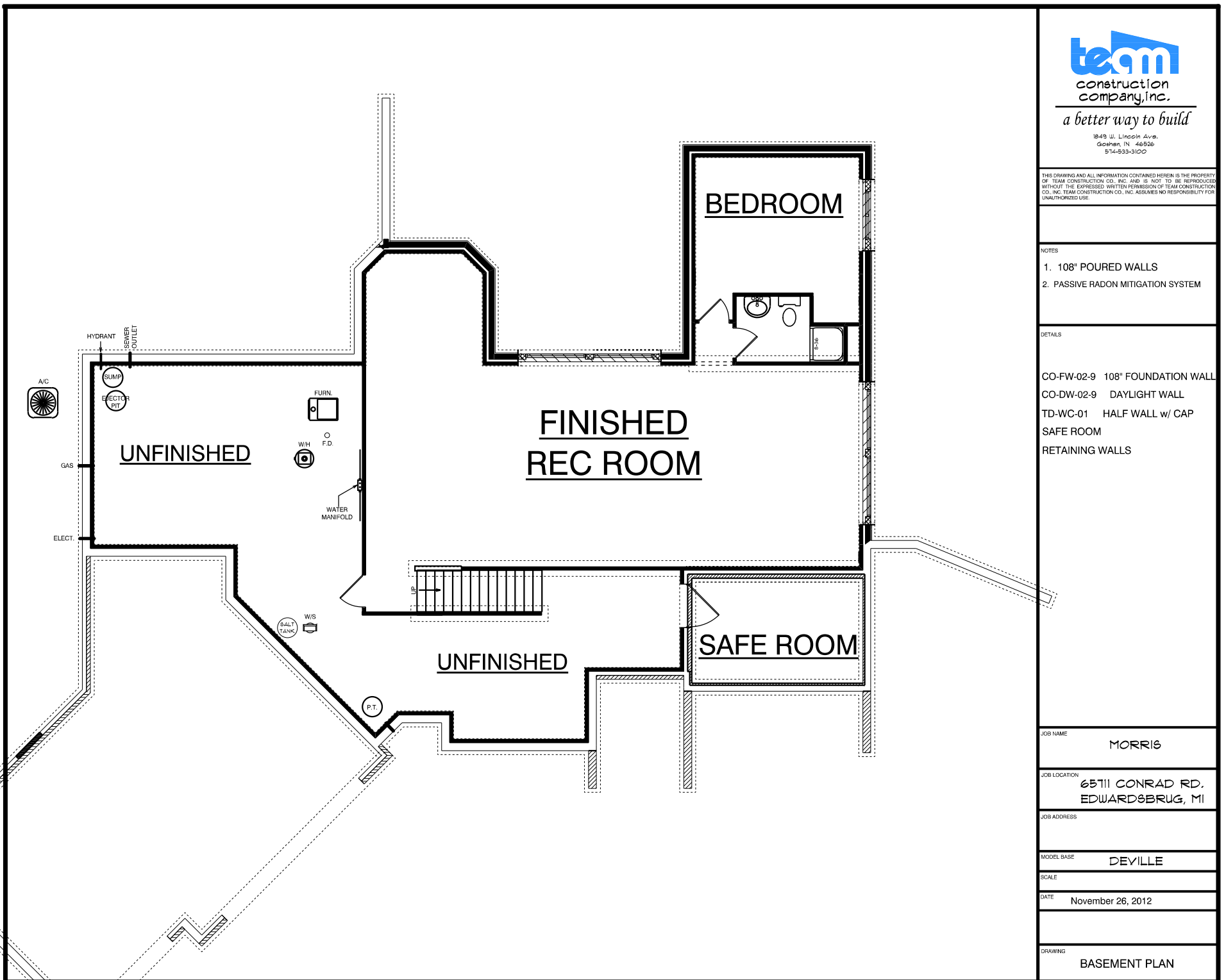
SCALE

DATE

November 26, 2012

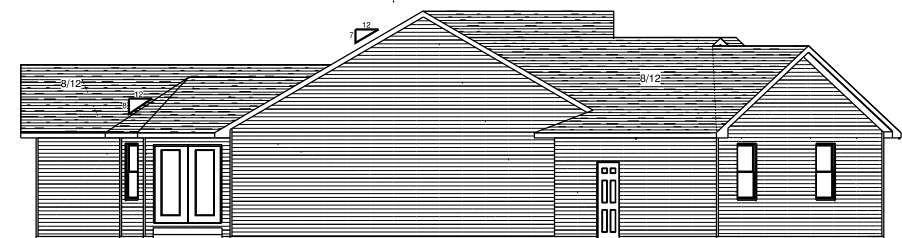
DRAWING

BASEMENT PLAN

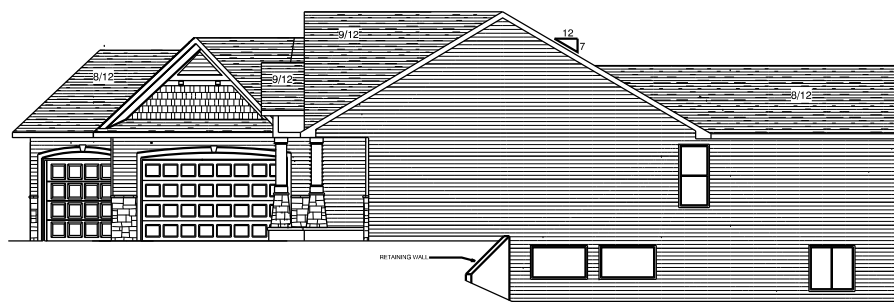




REAR ELEVATION

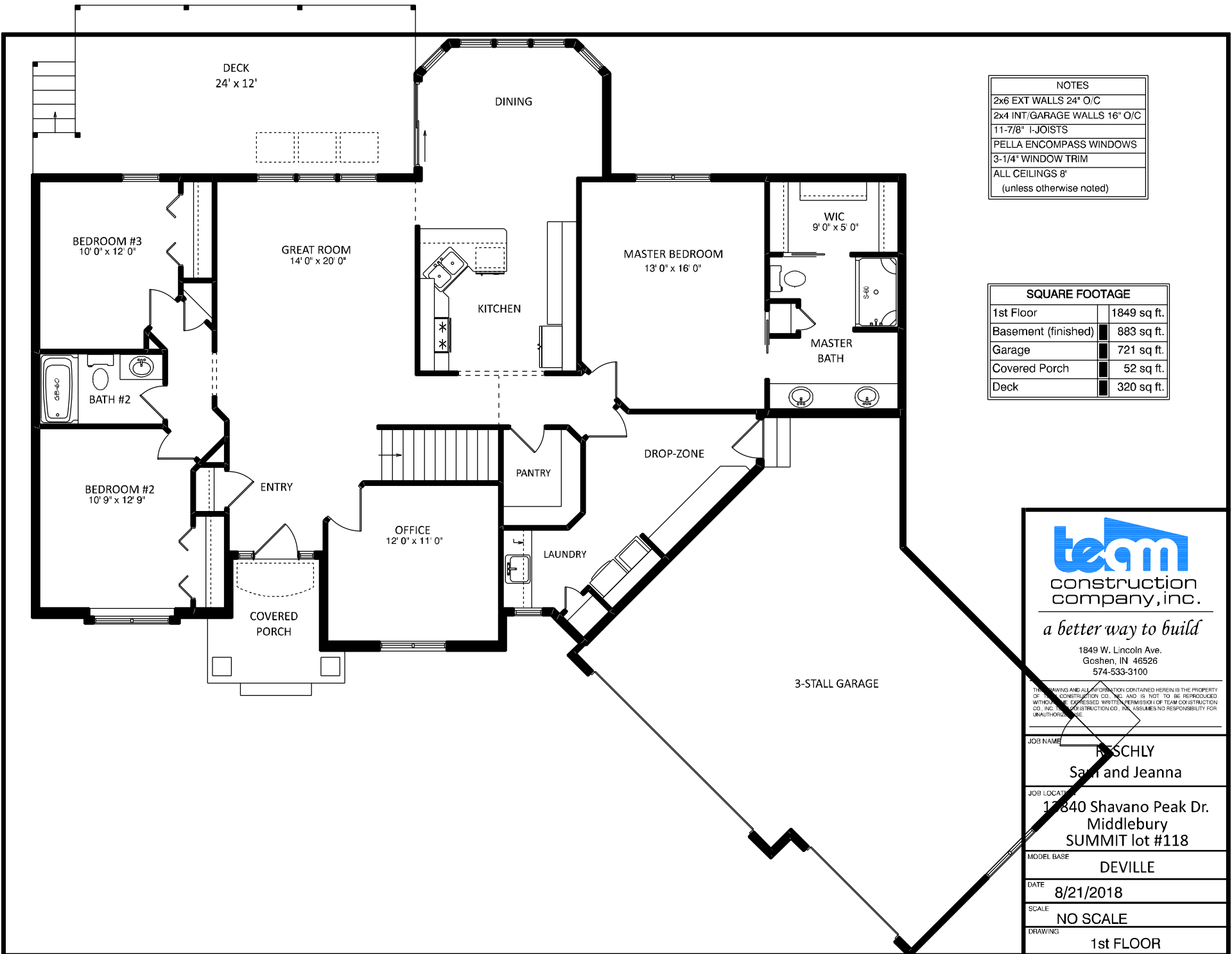


LEFT ELEVATION



RIGHT ELEVATION

| | |
|--------------|-------------------|
| JOB NAME | MORRIS |
| JOB LOCATION | |
| JOB ADDRESS | |
| MODEL BASE | DEVILLE |
| SCALE | |
| DATE | November 26, 2012 |
| DRAWING | ELEVATIONS |



NOTES

- 2x6 EXT WALLS 24" O/C
- 2x4 INT/GARAGE WALLS 16" O/C
- 11-7/8" I-JOISTS
- PELLA ENCOMPASS WINDOWS
- 3-1/4" WINDOW TRIM
- ALL CEILINGS 8'
- (unless otherwise noted)

SQUARE FOOTAGE

| | |
|---------------------|--------------|
| 1st Floor | 1849 sq. ft. |
| Basement (finished) | 883 sq. ft. |
| Garage | 721 sq. ft. |
| Covered Porch | 52 sq. ft. |
| Deck | 320 sq. ft. |

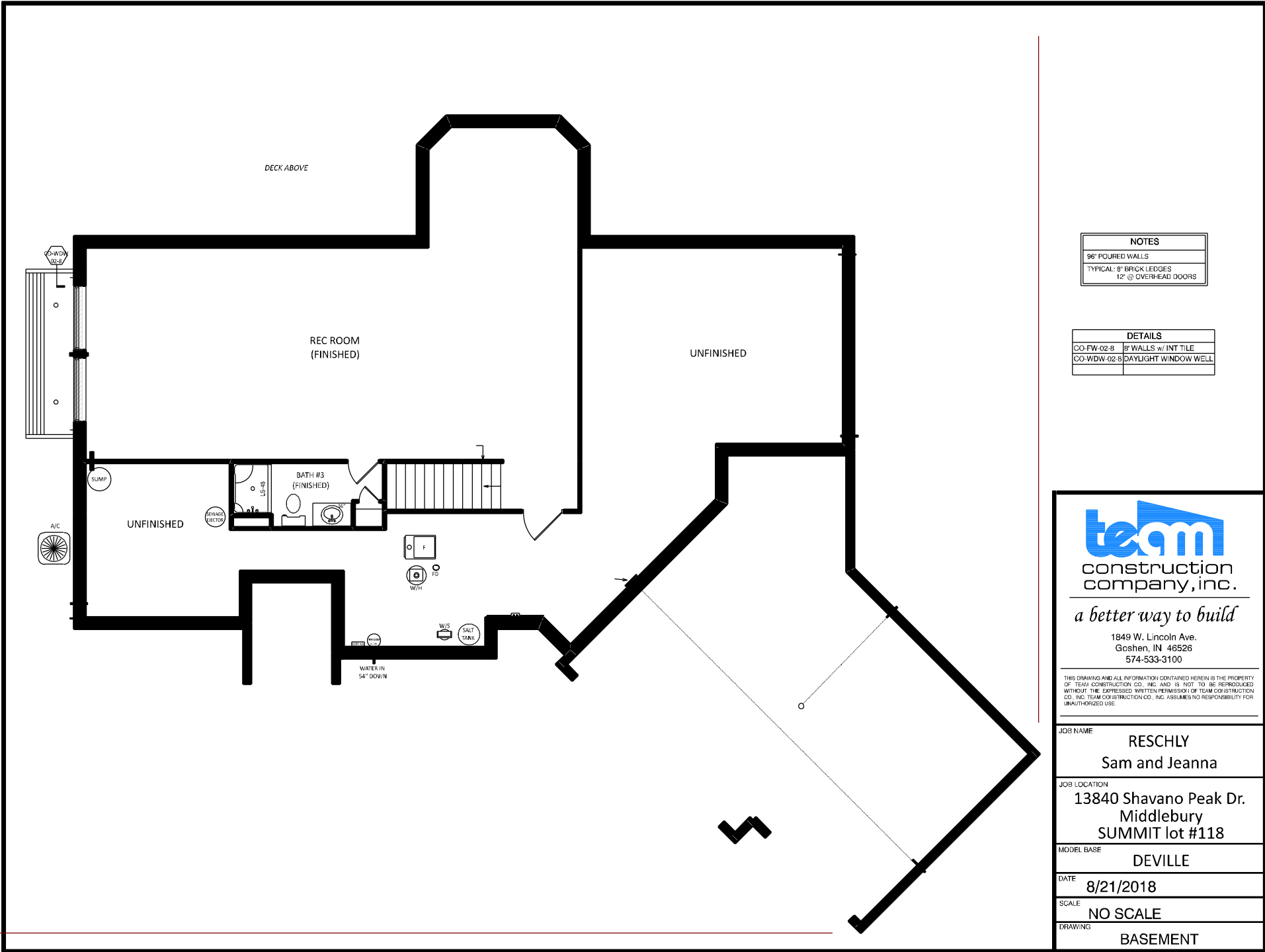


a better way to build

1849 W. Lincoln Ave.
Goshen, IN 46526
574-533-3100

THE DRAWING AND ALL INFORMATION CONTAINED HEREIN IS THE PROPERTY OF TEAM CONSTRUCTION CO., INC. AND IS NOT TO BE REPRODUCED WITHOUT THE EXPRESSED WRITTEN PERMISSION OF TEAM CONSTRUCTION CO., INC. TEAM CONSTRUCTION CO., INC. ASSUMES NO RESPONSIBILITY FOR UNAUTHORIZED USE.

| | |
|--------------|---|
| JOB NAME | RUSCHLY Sam and Jeanna |
| JOB LOCATION | 17840 Shavano Peak Dr. Middlebury SUMMIT lot #118 |
| MODEL BASE | DEVILLE |
| DATE | 8/21/2018 |
| SCALE | NO SCALE |
| DRAWING | 1st FLOOR |



| NOTES |
|--------------------------|
| 96" POURED WALLS |
| TYPICAL: 8" BRICK LEDGES |
| 12' @ OVERHEAD DOORS |

| DETAILS |
|----------------------------------|
| CO-FW-02-B 8" WALLS w/ INT TILE |
| CO-WDW-02-B DAYLIGHT WINDOW WELL |



a better way to build

1849 W. Lincoln Ave.
Goshen, IN 46526
574-533-3100

THIS DRAWING AND ALL INFORMATION CONTAINED HEREIN IS THE PROPERTY OF TEAM CONSTRUCTION CO. INC. AND IS NOT TO BE REPRODUCED WITHOUT THE EXPRESSED WRITTEN PERMISSION OF TEAM CONSTRUCTION CO. INC. TEAM CONSTRUCTION CO., INC. ASSUMES NO RESPONSIBILITY FOR UNAUTHORIZED USE.

| | |
|--------------|---|
| JOB NAME | RESCHLY Sam and Jeanna |
| JOB LOCATION | 13840 Shavano Peak Dr. Middlebury SUMMIT lot #118 |
| MODEL BASE | DEVILLE |
| DATE | 8/21/2018 |
| SCALE | NO SCALE |
| DRAWING | BASEMENT |

| NOTES | |
|----------------------------|-----|
| TYPICAL OVERHANGS | |
| EAVES: | 16' |
| GABLES: | 12" |
| WRAP (WHERE DRAWN): 6" P/T | |
| -unless noted otherwise- | |

O.P. - ENTRY

GRT RM

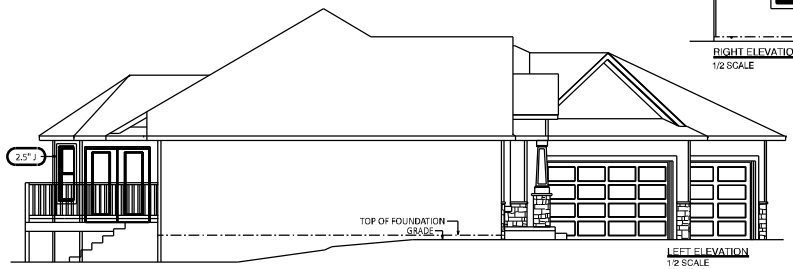
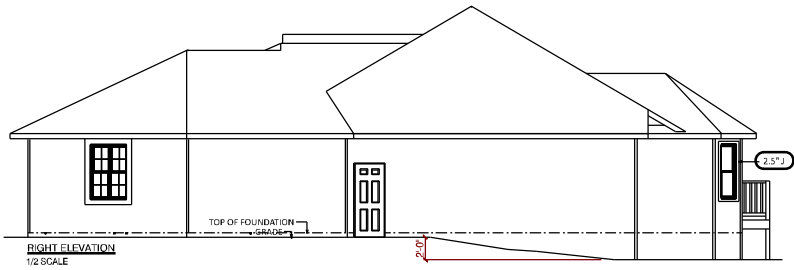
T.O.P. 2'-0"

FIN FLR 8'-1 1/8"

I.O.C. 1'-2 1/8"



A → PO-C6 PORCH POSTS



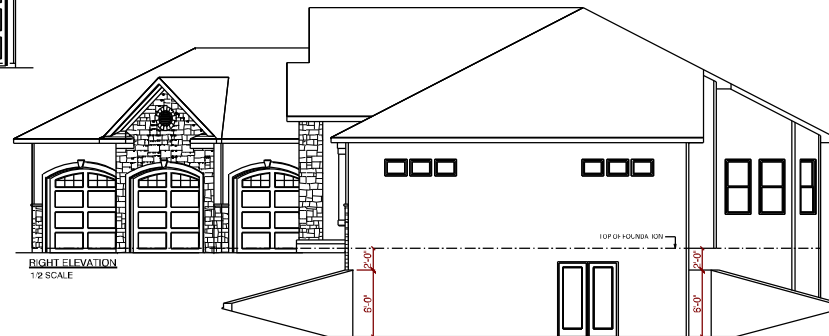
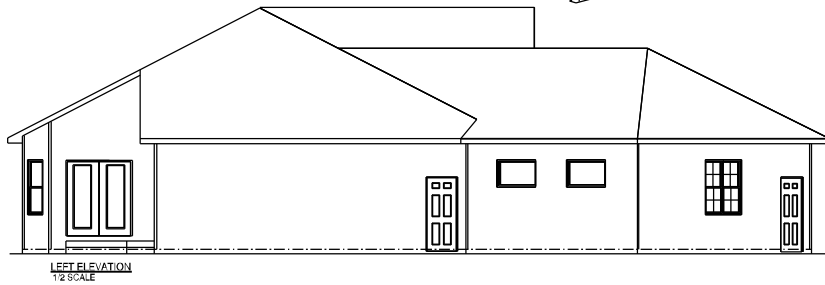
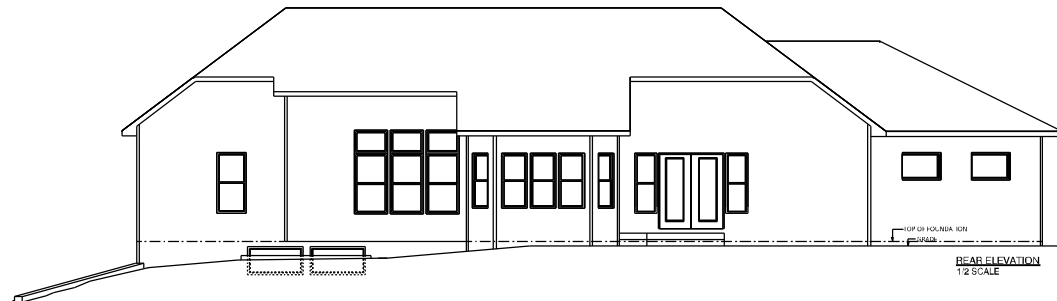
a better way to build

1849 W. Lincoln Ave.
Goshen, IN 46526
574-533-3100

THIS DRAWING AND ALL INFORMATION CONTAINED HEREIN IS THE PROPERTY OF TEAM CONSTRUCTION CO. INC. AND IS NOT TO BE REPRODUCED WITHOUT THE EXPRESSED WRITTEN PERMISSION OF TEAM CONSTRUCTION CO. INC. TEAM CONSTRUCTION CO., INC. ASSUMES NO RESPONSIBILITY FOR UNAUTHORIZED USE.

| | |
|--------------|---|
| JOB NAME | RESCHLY Sam and Jeanna |
| JOB LOCATION | 13840 Shavano Peak Dr. Middlebury SUMMIT lot #118 |
| MODEL BASE | DEVILLE |
| DATE | 8/21/2018 |
| SCALE | NO SCALE |
| DRAWING | ELEVATIONS |

THIS DRAWING AND ALL INFORMATION CONTAINED HEREIN IS THE PROPERTY OF TEAM CONSTRUCTION CO., INC. AND IS NOT TO BE REPRODUCED OR NOTED IN ANY MANNER WITHOUT THE WRITTEN PERMISSION OF TEAM CONSTRUCTION CO., INC. TEAM CONSTRUCTION CO., INC. ASSUMES NO LIABILITY FOR MULTIPLE USES.



JOB NAME
SCHMUCKER
 Tim and Joscelyne

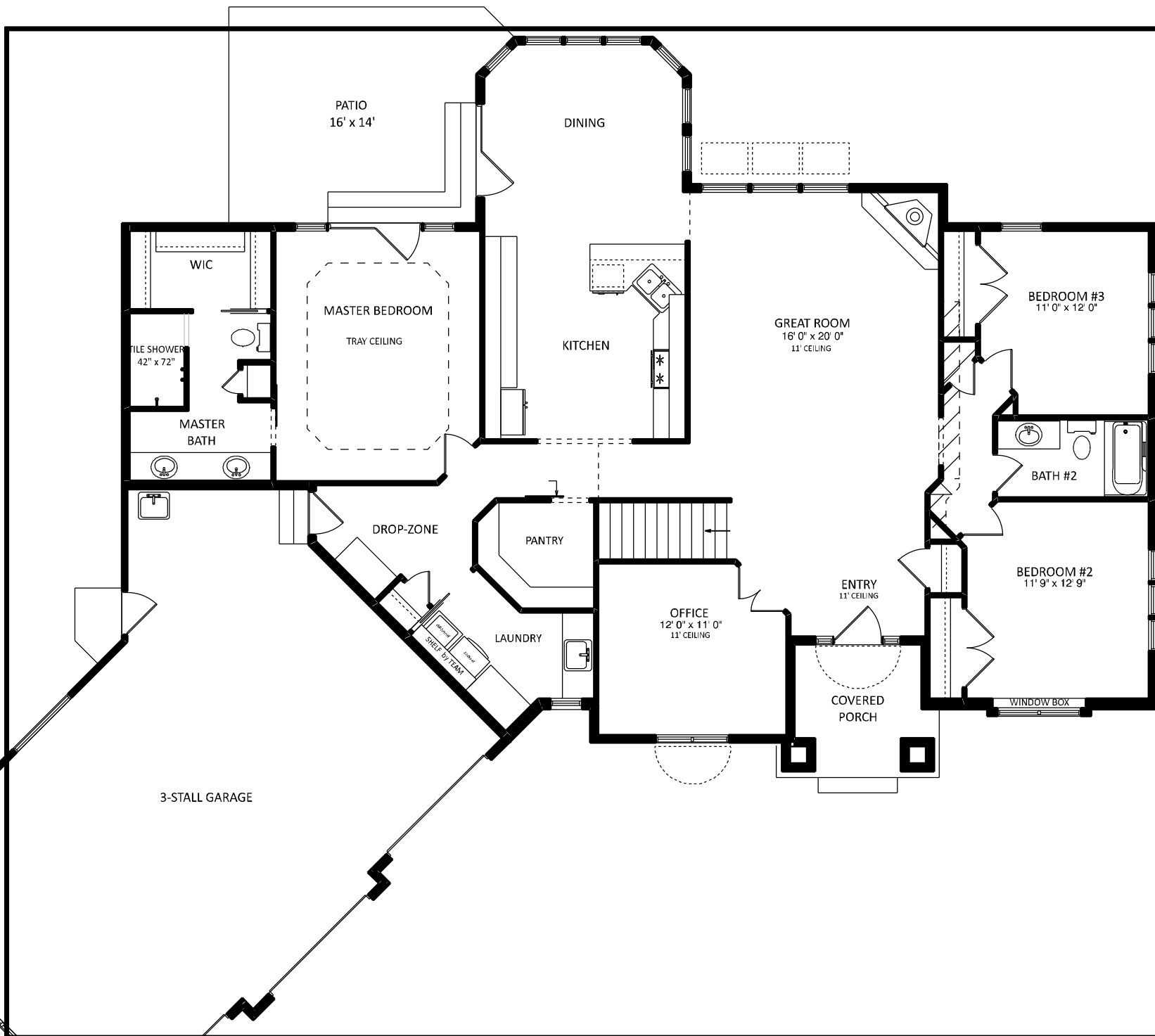
JOB LOCATION
 Cripplegate Crossing 6

MODEL BASE
 DEVILLE

DATE
 1/8/2020

SCALE
 NO SCALE

DRAWING
 ELEVATIONS



SQUARE FOOTAGE

| | |
|---------------|--------------|
| 1st Floor | 2042 sq. ft. |
| Garage | 862 sq. ft. |
| Covered Porch | 68 sq. ft. |

JOB NAME
SCHMUCKER
 Tim and Joscelyne

JOB LOCATION
 Cripplegate Crossing 6

MODEL BASE
 DEVILLE

DATE
 1/8/2020

SCALE
 NO SCALE

DRAWING
 1st FLOOR



1849 W. Lincoln Ave.
Goshen, IN 46526
574-533-3100

THIS DRAWING AND ALL INFORMATION CONTAINED HEREIN IS THE PROPERTY OF TEAM CONSTRUCTION CO., INC. AND IS NOT TO BE REPRODUCED OR NOTED IN ANY MANNER WITHOUT PERMISSION FROM TEAM CONSTRUCTION CO., INC. TEAM CONSTRUCTION CO., INC. ASSUMES NO LIABILITY FOR UNAUTHORIZED USE.

| | |
|--------------|--------------------------------|
| JOB NAME | SCHMUCKER Tim and Joscelyne |
| JOB LOCATION | Cripplegate Crossing 6 |
| MODEL BASE | DEVILLE |
| DATE | 1/8/2020 |
| SCALE | NO SCALE |
| DRAWING | BASEMENT |

PATIO ABOVE

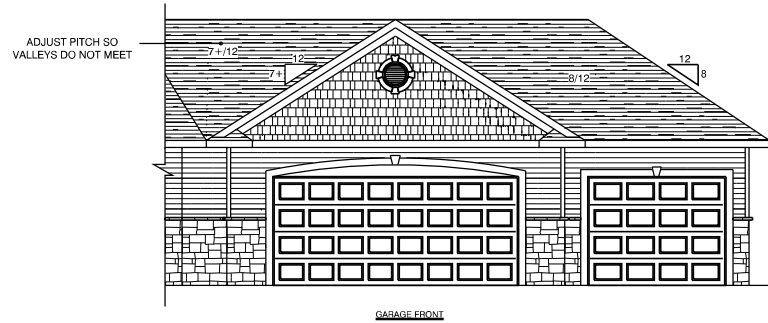
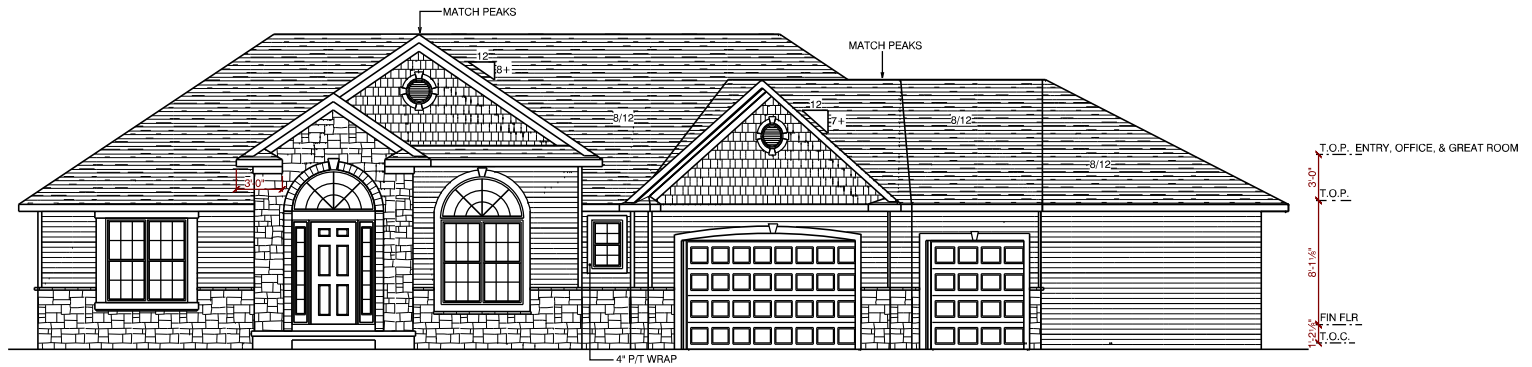
UNFINISHED

PATIO
12'x12'

FUTURE BATH
ROUGH ONLY

STORAGE





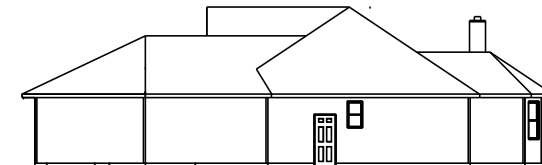
GARAGE FRONT



REAR ELEVATION
1/2 SCALE



LEFT ELEVATION
1/2 SCALE



a better way to build

1849 W. Lincoln Ave.
Goshen, IN 46526
374-533-3100

THIS DRAWING AND ALL INFORMATION CONTAINED HEREIN IS THE PROPERTY OF TEAM CONSTRUCTION CO., INC. AND IS NOT TO BE REPRODUCED WITHOUT THE WRITTEN PERMISSION OF TEAM CONSTRUCTION CO., INC. TEAM CONSTRUCTION CO., INC. ASSURES NO EMPLOYMENT FOR ANY PROJECTS.

PLAN NOTES:

TYPICAL OVERHANGS
EAVES: 16"
GABLES: 12"

TYPICAL WRAP: 6" P/T

| | |
|---------------|------------------------|
| JOB NAME: | YANTIS;SEDLOCK |
| JOB LOCATION: | S & J MANOR lot #2 |
| JOB ADDRESS: | 28917 CR 24 Elkhart |
| MODEL BASE: | DEVILLEBECK |
| SCALE: | 1/4" = 1'-0" |
| DATE: | November 18, 2013 |
| ISSUED: | ELEVATIONS |



construction
company, inc.

a better way to build

1849 W. Lincoln Ave.
Coshier, IN 46526
574-533-3100

THIS DRAWING AND ALL INFORMATION CONTAINED HEREIN IS THE PROPERTY OF TEAM CONSTRUCTION CO., INC. AND IS NOT TO BE REPRODUCED OR TRANSMITTED IN ANY FORM OR BY ANY MEANS, ELECTRONIC OR MECHANICAL, INCLUDING PHOTOCOPYING, RECORDING, OR BY ANY INFORMATION STORAGE AND RETRIEVAL SYSTEM, WITHOUT THE WRITTEN PERMISSION OF TEAM CONSTRUCTION CO., INC. TEAM CONSTRUCTION CO. HAS ASSUMED NO RESPONSIBILITY FOR UNAUTHORIZED USE.

PLAN NOTES:

1. 2 x 6 EXT WALLS 24" O.C.
2. 3-1/4" CASING
3. PELLA ENCOMPASS WINDOWS
4. 11-7/8" FLOOR JOISTS

DETAILS:

- FR-WB-01 7" WINDOW BOX
- TD-WC-01 1/2 WALL w/ CAP

FIRST FLOOR LIVING AREA - 1,911 sq ft

BASEMENT FINISHED AREA - 0 sq ft

GARAGE AREA - 765 sq ft

COVERED PORCH AREA - 65 sq ft

OWNER NAME
YANTIS/SEDLOCK

OWNER LOCATION
S & J MANOR lot #2

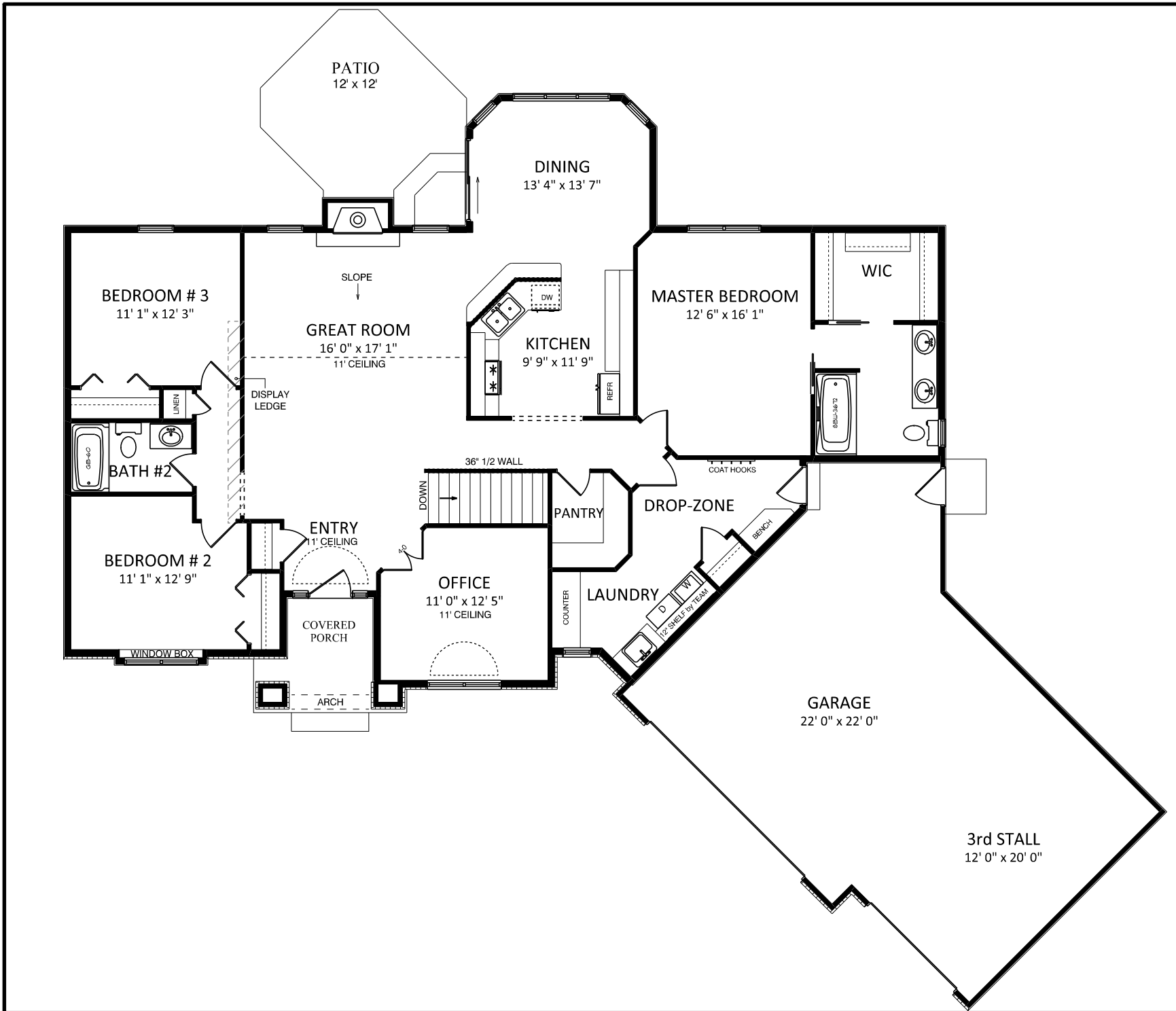
JOB ADDRESS
28917 CR 24
Elkhart

MODEL BASE
DEVILLE/BECK

SCALE
1/4" = 1'-0"

DATE
November 18, 2013

DRAWING
FIRST FLOOR PLAN



THIS DRAWING AND ALL INFORMATION CONTAINED HEREIN IS THE PROPERTY OF TEAM CONSTRUCTION CO., INC. AND IS NOT TO BE REPRODUCED OR TRANSMITTED IN ANY FORM OR BY ANY MEANS, ELECTRONIC OR MECHANICAL, INCLUDING PHOTOCOPYING, RECORDING, OR BY ANY INFORMATION STORAGE AND RETRIEVAL SYSTEM, WITHOUT THE WRITTEN PERMISSION OF TEAM CONSTRUCTION CO., INC. TEAM CONSTRUCTION CO., INC. ASSUMES NO RESPONSIBILITY FOR UNAUTHORIZED USE.

PLAN NOTES:

1. 96" POURED WALLS
2. TYPICAL: 8" BRICK LEDGES
12" BL @ OVERHEAD DOORS

DETAILS

CO-FW-01-8 8" FOUNDATION WALLS

CO-EW-01-8 EGRESS WINDOW WELL

JOB NAME
 YANTIS/SEDLOCK

JOB LOCATION
 S & J MANOR lot #2

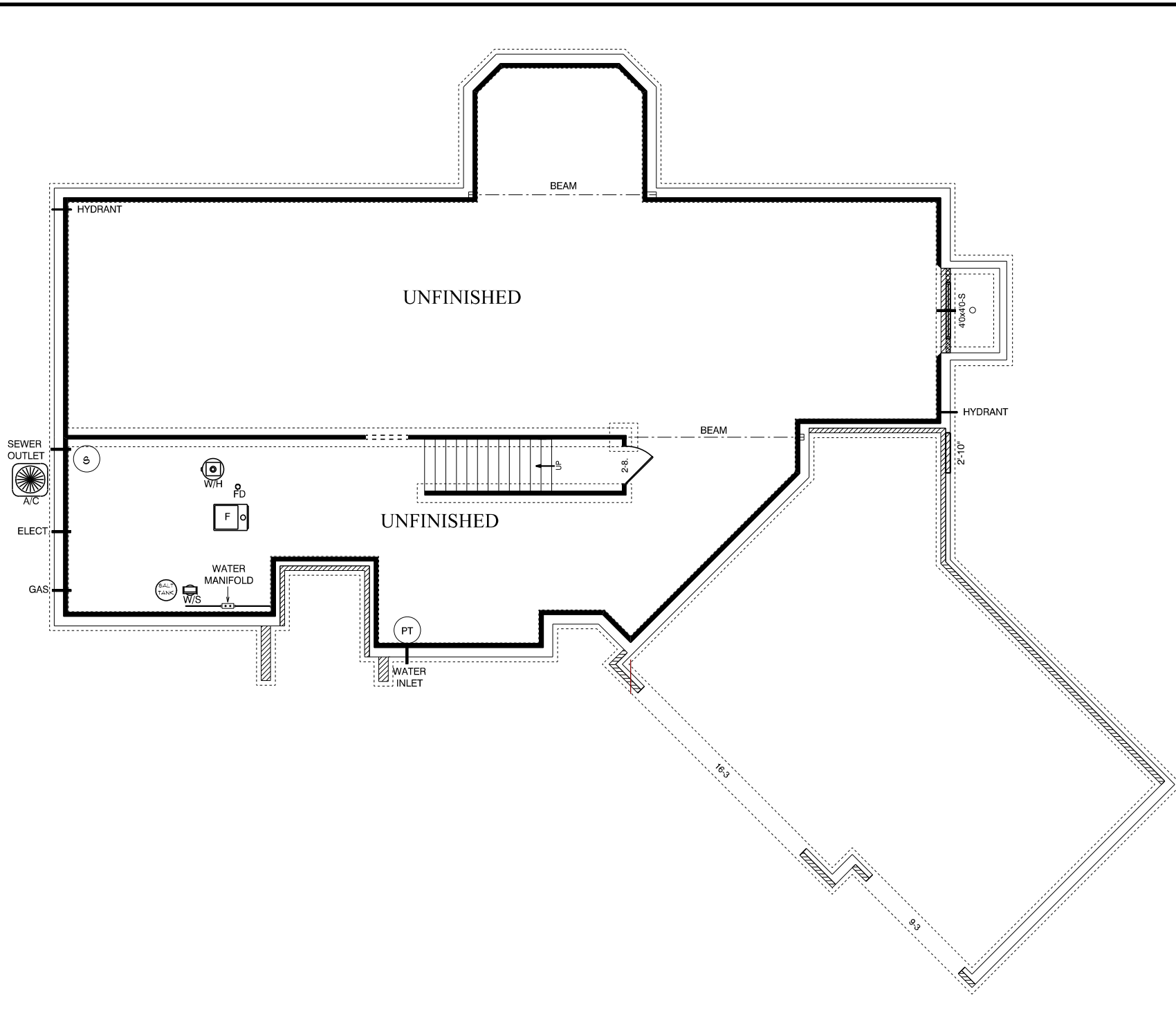
JOB ADDRESS
 28917 CR 24
 Elkhart

MODEL NAME
 DEVILLE/BECK

SCALE
 1/4" = 1'-0"

DATE
 November 18, 2013

DRAWING
 BASEMENT PLAN



| NOTES |
|---|
| TYPICAL OVERHANGS |
| EAVES: 16" |
| GABLES: 12" |
| WINDOW WRAP: 6" P/T (unless noted otherwise) |

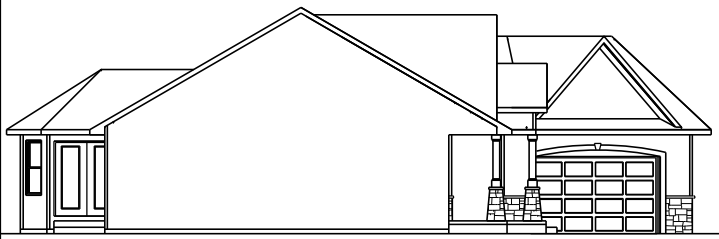


A → PO-CS PORCH POSTS

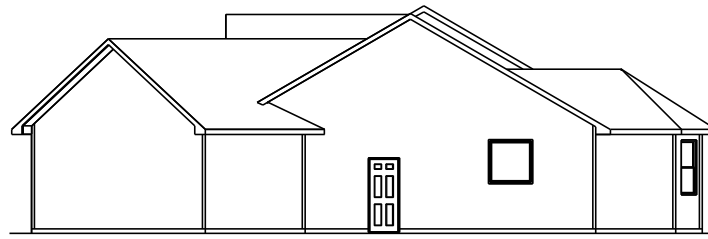
T.O.F. - ENTRY, 1/2 GRT RM
3'-0"
T.O.P.
8'-1 1/8"
FIN FLR
3'-0"
I.O.C.



REAR ELEVATION
1/2 SCALE



LEFT ELEVATION
1/2 SCALE



RIGHT ELEVATION
1/2 SCALE

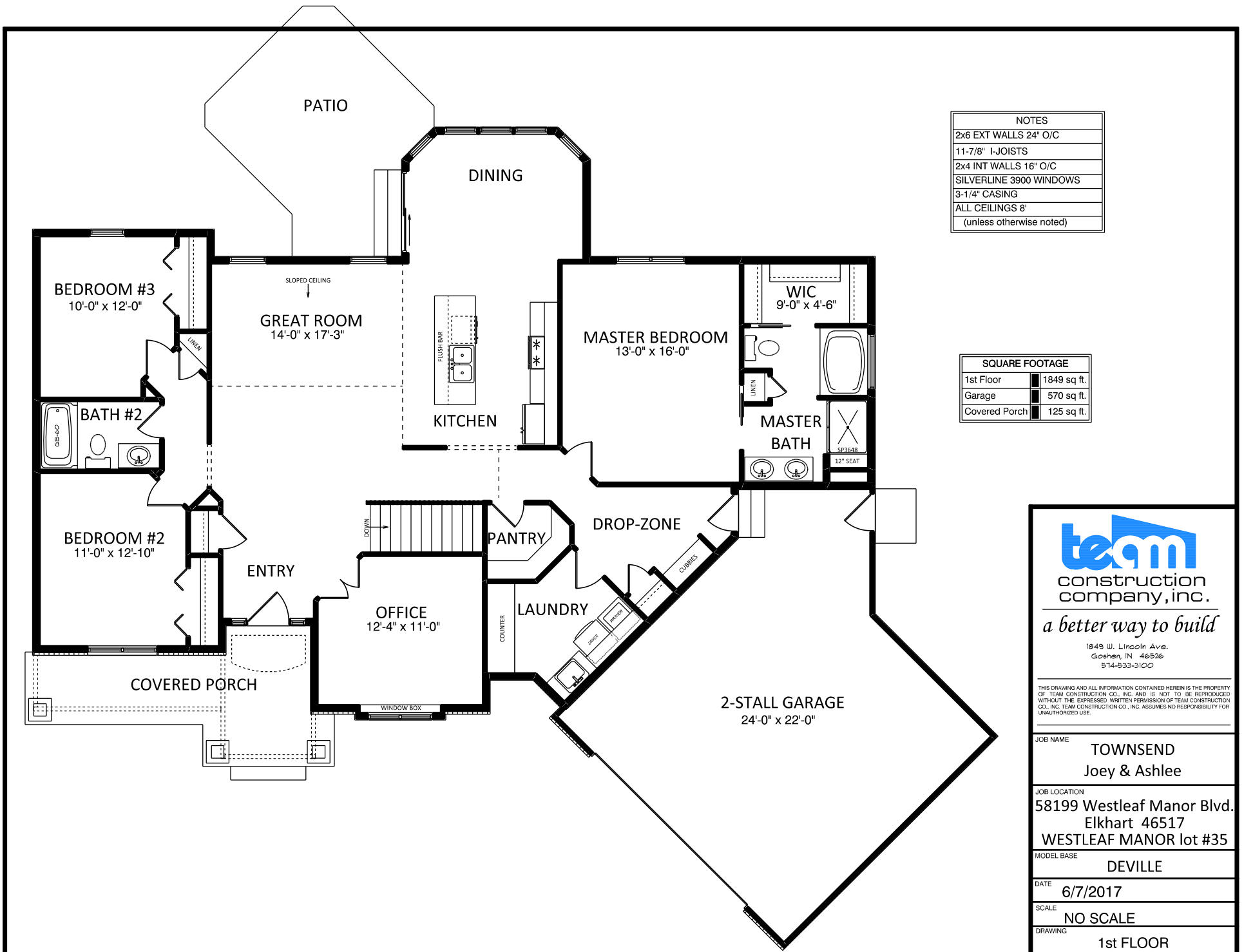


a better way to build

1249 W. Lincoln Ave.
Goshen, IN 46536
574-533-3100

THIS DRAWING AND ALL INFORMATION CONTAINED HEREIN IS THE PROPERTY OF TEAM CONSTRUCTION CO., INC. AND IS NOT TO BE REPRODUCED WITHOUT THE EXPRESSED WRITTEN PERMISSION OF TEAM CONSTRUCTION CO., INC. TEAM CONSTRUCTION CO., INC. ASSUMES NO RESPONSIBILITY FOR UNAUTHORIZED USE.

| | |
|--------------|---|
| JOB NAME | TOWNSEND Joey & Ashlee |
| JOB LOCATION | 58199 Westleaf Manor Blvd. Elkhart 46517 WESTLEAF MANOR lot #35 |
| MODEL BASE | DEVILLE |
| DATE | 6/7/2017 |
| SCALE | NO SCALE |
| DRAWING | ELEVATIONS |



| NOTES | |
|--------------------------|---------|
| 2x6 EXT WALLS | 24" O/C |
| 11-7/8" I-JOISTS | |
| 2x4 INT WALLS | 16" O/C |
| SILVERLINE 3900 WINDOWS | |
| 3-1/4" CASING | |
| ALL CEILINGS 8' | |
| (unless otherwise noted) | |

| SQUARE FOOTAGE | |
|----------------|--------------|
| 1st Floor | 1849 sq. ft. |
| Garage | 570 sq. ft. |
| Covered Porch | 125 sq. ft. |

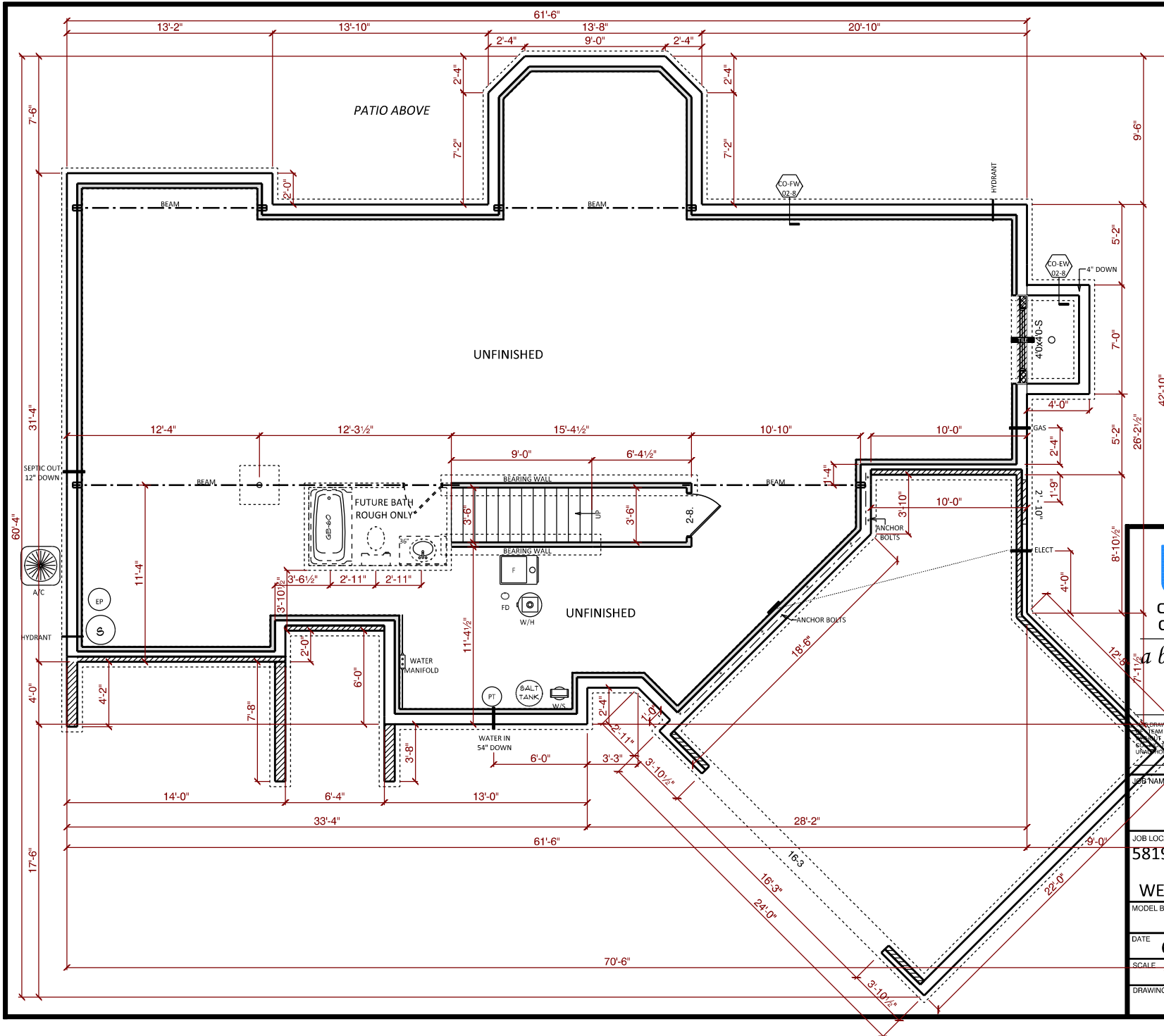


a better way to build

1849 W. Lincoln Ave.
Goshen, IN 46536
574-533-3100

THIS DRAWING AND ALL INFORMATION CONTAINED HEREIN IS THE PROPERTY OF TEAM CONSTRUCTION CO., INC. AND IS NOT TO BE REPRODUCED WITHOUT THE EXPRESSED WRITTEN PERMISSION OF TEAM CONSTRUCTION CO., INC. TEAM CONSTRUCTION CO., INC. ASSUMES NO RESPONSIBILITY FOR UNAUTHORIZED USE.

| | |
|--------------|---|
| JOB NAME | TOWNSEND Joey & Ashlee |
| JOB LOCATION | 58199 Westleaf Manor Blvd. Elkhart 46517 WESTLEAF MANOR lot #35 |
| MODEL BASE | DEVILLE |
| DATE | 6/7/2017 |
| SCALE | NO SCALE |
| DRAWING | 1st FLOOR |



| NOTES | |
|--------------------------|--|
| 96" POURED WALLS | |
| TYPICAL: 8" BRICK LEDGES | |
| 12" @ OVERHEAD DOORS | |
| BLOCK FOOTER FOR TILE | |

| DETAILS | |
|------------|----------------------|
| CO-FW-02-8 | 8" WALLS w/ INT TILE |
| CO-EW-02-8 | EGRESS WINDOW WEL |
| | |
| | |



a better way to build

1249 W. Lincoln Ave.
Goshen, IN 46536
574-533-3100

ALL INFORMATION CONTAINED HEREIN IS THE PROPERTY OF TEAM CONSTRUCTION CO., INC. AND IS NOT TO BE REPRODUCED OR TRANSMITTED IN ANY FORM OR BY ANY MEANS, ELECTRONIC OR MECHANICAL, WITHOUT THE EXPRESS WRITTEN PERMISSION OF TEAM CONSTRUCTION CO., INC. TEAM CONSTRUCTION CO., INC. ASSUMES NO RESPONSIBILITY FOR UNAUTHORIZED USE.

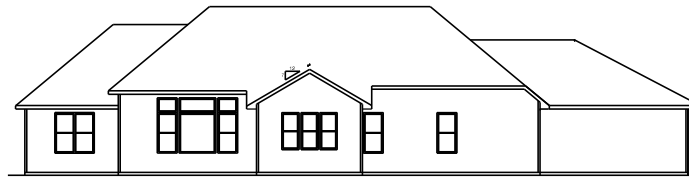
| | |
|--------------|---|
| JOB NAME | TOWNSEND Joey & Ashlee |
| JOB LOCATION | 58199 Westleaf Manor Blvd. Elkhart 46517 WESTLEAF MANOR lot #35 |
| MODEL BASE | DEVILLE |
| DATE | 6/7/2017 |
| SCALE | NO SCALE |
| DRAWING | BASEMENT |



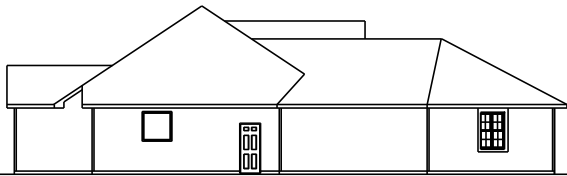
| | | |
|----------------------------|-------|-------|
| FIRST FLOOR LIVING AREA - | 2,131 | sq ft |
| SECOND FLOOR LIVING AREA - | 0 | sq ft |
| TOTAL LIVING AREA - | 2,131 | sq ft |
| BASEMENT FINISHED AREA - | 0 | sq ft |



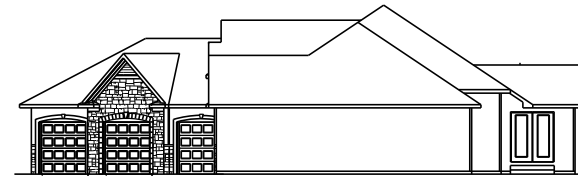
T.O.P. - OFFICE, ENTRY, GRT RM
 T.O.P.
 8'-1 1/2"
 FIN FLR
 T.O.C.



REAR ELEVATION
 1/2 SCALE



LEFT ELEVATION
 1/2 SCALE



RIGHT ELEVATION
 1/2 SCALE

team
 construction
 company, inc.
a better way to build
 1849 W. Lincoln Ave.
 Gosport, IN 46526
 574-533-3100

THIS DRAWING AND ALL INFORMATION CONTAINED HEREIN IS THE PROPERTY OF TEAM CONSTRUCTION COMPANY, INC. AND IS TO BE REPRODUCED WITHOUT THE EXPRESS WRITTEN PERMISSION OF TEAM CONSTRUCTION COMPANY, INC. TEAM CONSTRUCTION COMPANY, INC. ASSUMES NO RESPONSIBILITY FOR UNAUTHORIZED USE.

PLAN NOTES:

TYPICAL OVERHANGS
 EAVES: 18"
 GABLES: 12"

DETAILS

JOB NAME
WEAVER
 (Zack & Christine)

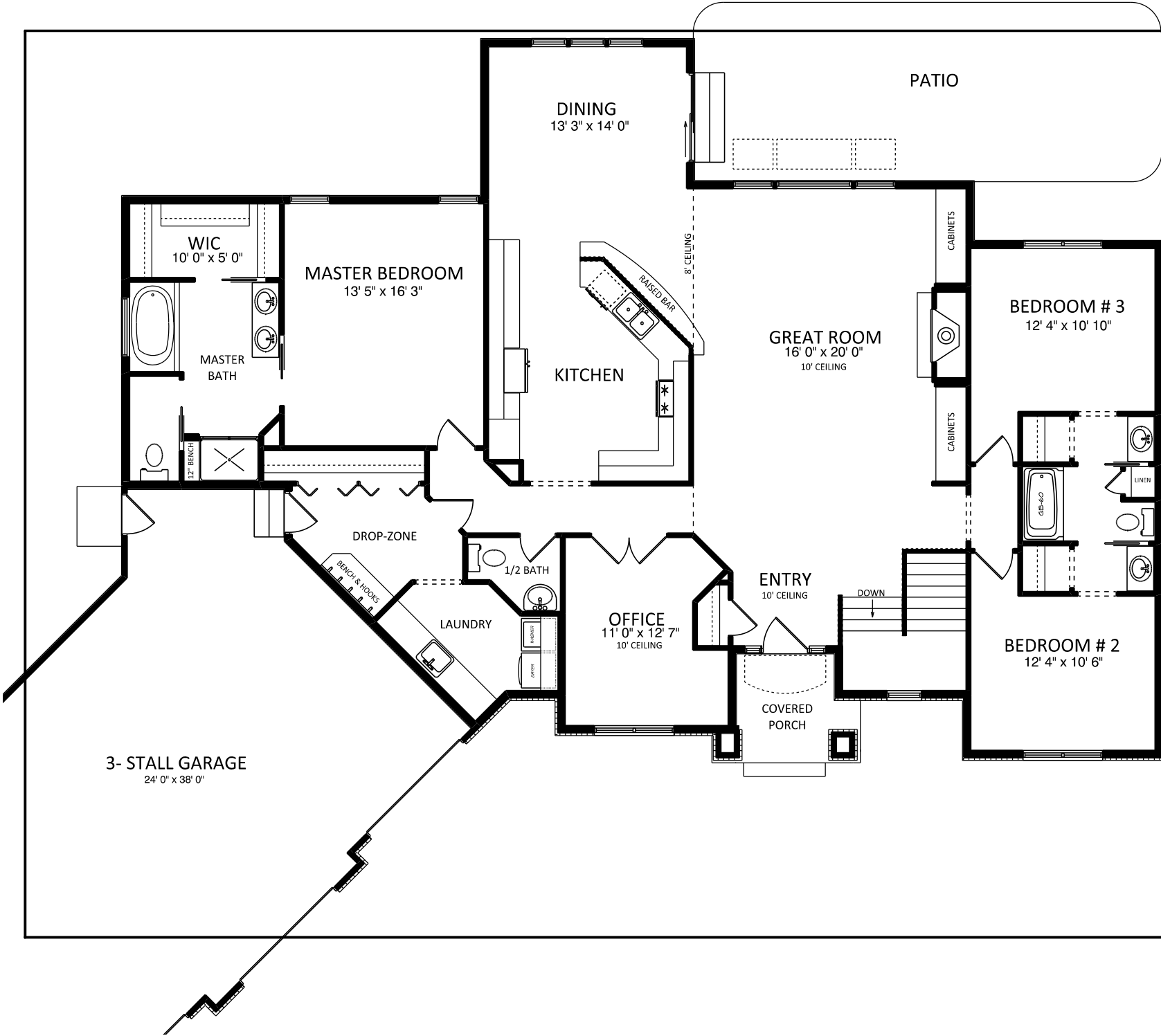
JOB LOCATION
 FIELDSTONE CROSSING lot #164
 20148 Deer Path Court

MODEL BASE
 DEVILLE

SCALE

DATE
 April 27, 2015

DRAWING
 ELEVATIONS



team
 construction
 company, inc.
a better way to build
 1849 W. Lincoln Ave.
 Gosport, IN 46526
 574-533-3100

THIS DRAWING AND ALL INFORMATION CONTAINED HEREIN IS THE PROPERTY OF TEAM CONSTRUCTION, INC. NO USE IS TO BE MADE WITHOUT THE EXPRESS WRITTEN PERMISSION OF TEAM CONSTRUCTION, INC. TEAM CONSTRUCTION, INC. ACCEPTS NO RESPONSIBILITY FOR UNAUTHORIZED USE.

- NOTES
1. 2 x 6 EXT WALLS 24" O.C.
 2. 2-1/4" CASING
 3. PELLA PROLINE WINDOWS
 4. 11-7/8" FLOOR JOISTS

| | |
|---------------------------|-------------|
| FIRST FLOOR LIVING AREA - | 2,315 sq ft |
| BASEMENT FINISHED AREA - | 1,133 sq ft |
| TOTAL FINISHED AREA - | 3,448 sq ft |

| | |
|----------------------|-----------|
| GARAGE AREA - | 950 sq ft |
| COVERED PORCH AREA - | 48 sq ft |

DETAILS

FI-PARK FIREPLACE

JOB NAME: **WEAVER**
 (Zack & Christine)

JOB LOCATION:
 FIELDSTONE CROSSING lot #164
 20148 Deer Path Court

MODEL NAME: **DEVILLE**

SCALE:

DATE: **September 04, 2015**

DRAWING:
1st FLOOR PLAN

THIS DRAWING MEANS INFORMATION CONTAINED HEREIN IS THE PROPERTY OF TEAM CONSTRUCTION COMPANY, INC. AND IS NOT TO BE REPRODUCED OR TRANSMITTED IN ANY FORM OR BY ANY MEANS, ELECTRONIC OR MECHANICAL, INCLUDING PHOTOCOPYING, RECORDING, OR BY ANY INFORMATION STORAGE AND RETRIEVAL SYSTEM, WITHOUT THE EXPRESS WRITTEN PERMISSION OF TEAM CONSTRUCTION COMPANY. TEAM CONSTRUCTION COMPANY SHALL NOT BE RESPONSIBLE FOR ANY ERRORS OR OMISSIONS.

- PLAN NOTES
1. 108" POURED WALLS
 2. TYPICAL: 8" BRICK LEDGES
12" BL @ OVERHEAD DOORS

- DETAILS
- CO-FW-01-9 9" POURED WALLS
 - ST-FW-02 1.5' FIRRING FOR STAIRS
 - CO-EW-01-9 EGRESS WINDOW WELL
 - CO-WDW-01-9 DAYLIGHT WELL

| | |
|--------------|---|
| JOB NAME | WEAVER (Zack & Christine) |
| JOB LOCATION | FIELDSTONE CROSSING lot #164 20148 Deer Path Court |
| MOCK NAME | DEVILLE |
| SCALE | |
| DATE | September 04, 2015 |
| DRAWING | BASEMENT PLAN |

