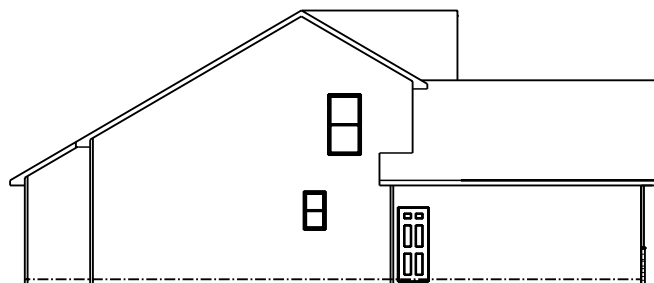
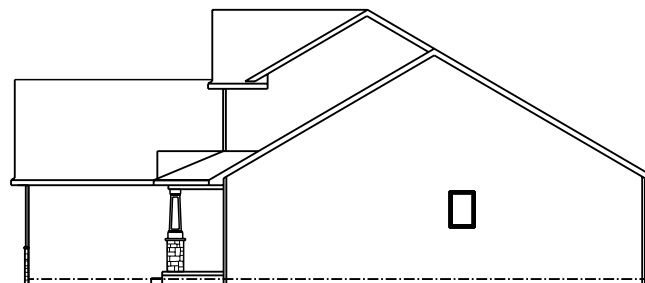


REAR ELEVATION  
 1/2 SCALE

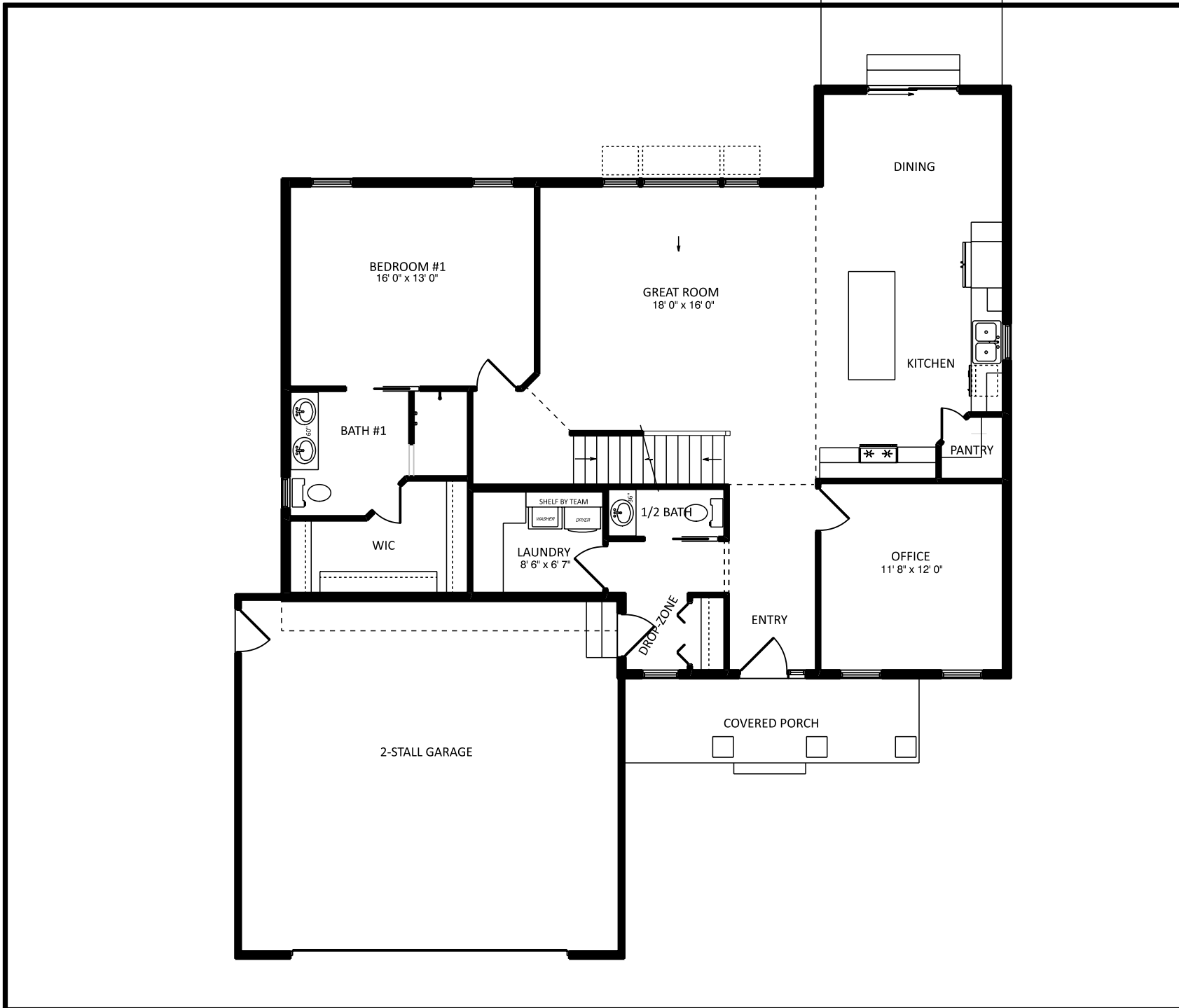


LEFT ELEVATION  
 1/2 SCALE



RIGHT ELEVATION  
 1/2 SCALE

JOB NAME	EVERTS Stephanie & Brock
TEAM JOB #	2229
PLAN NAME	JASPER
DATE	3/3/2023
SCALE	
DRAWING	ELEVATIONS



PATIO  
12'x12'



1849 W. Lincoln Ave.  
Goshen, IN 46526  
574-533-3100

THIS DRAWING AND ALL INFORMATION CONTAINED HEREIN IS THE PROPERTY OF TEAM CONSTRUCTION CO., INC. AND IS NOT TO BE REPRODUCED WITHOUT THE EXPRESS WRITTEN PERMISSION OF TEAM CONSTRUCTION CO., INC. TEAM CONSTRUCTION CO., INC. ASSUMES NO RESPONSIBILITY FOR MULTIPLE USE.

**SQUARE FOOTAGE**

1st Floor	1479 sq. ft.
2nd Floor	479 sq. ft.
Garage	575 sq. ft.
Covered Porch	93 sq. ft.

JOB NAME  
**EVERTS  
Stephanie & Brock**

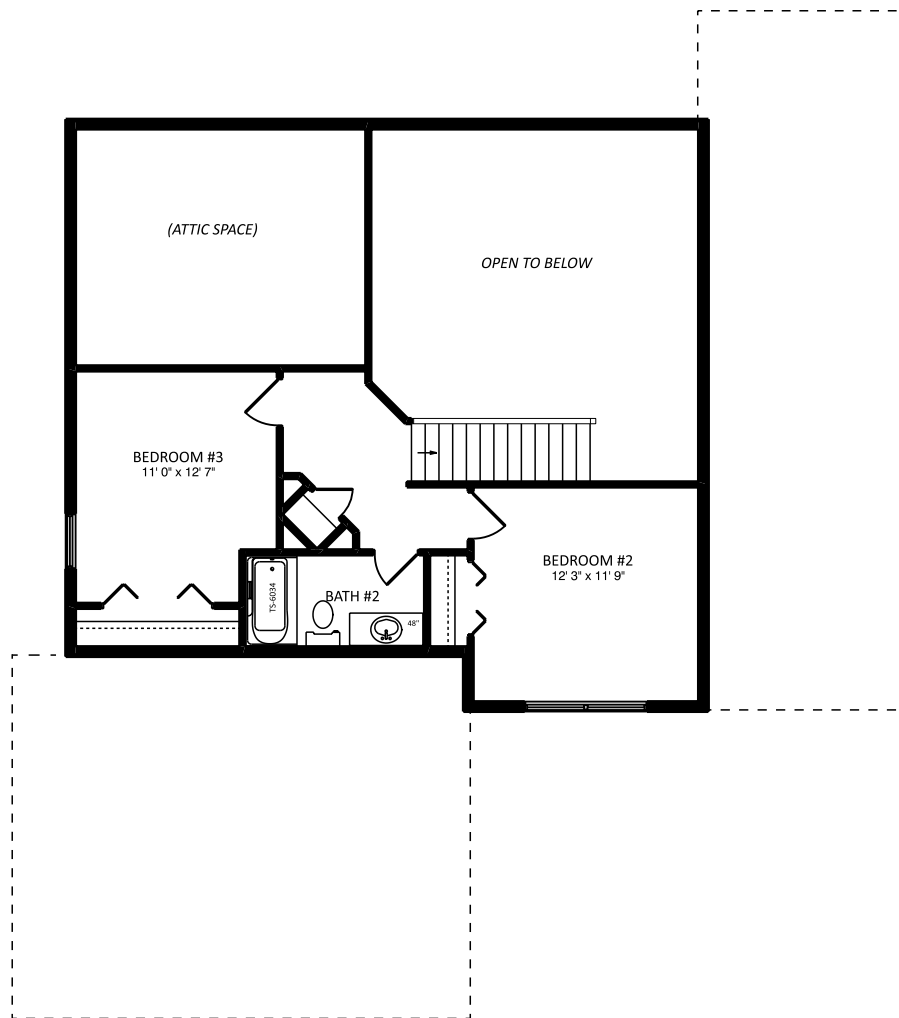
TEAM JOB #  
**2229**

PLAN NAME  
**JASPER**

DATE  
**3/3/2023**

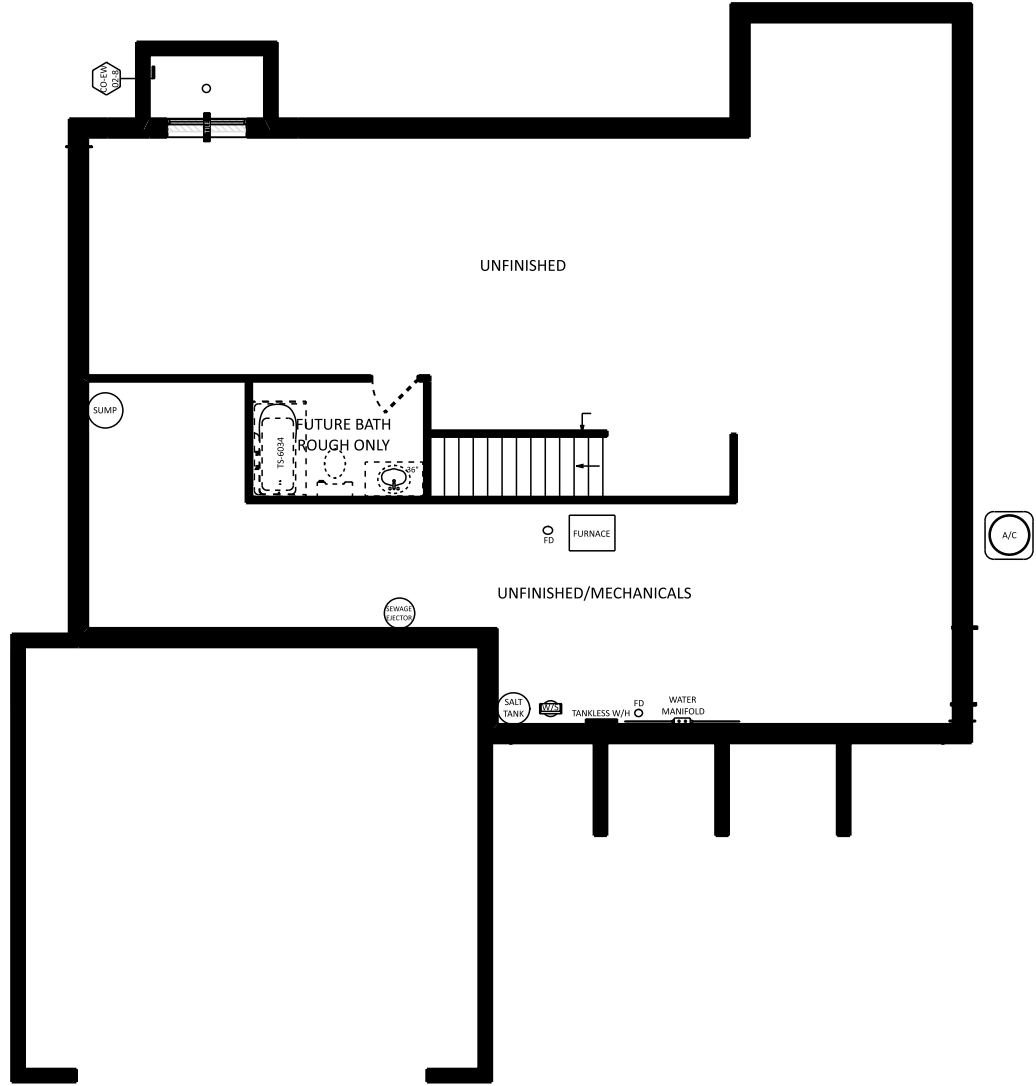
SCALE

DRAWING  
**1st FLOOR**



JOB NAME	EVERTS Stephanie & Brock
TEAM JOB #	2229
PLAN NAME	JASPER
DATE	3/3/2023
SCALE	
DRAWING	2nd FLOOR

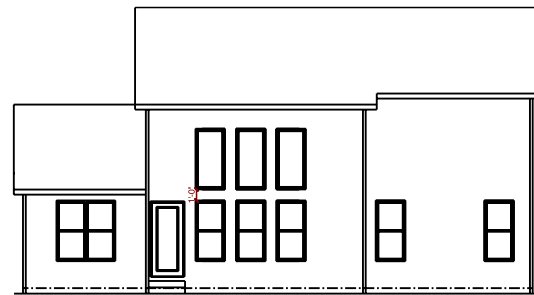
THIS DRAWING AND ALL INFORMATION CONTAINED HEREIN IS THE PROPERTY OF TEAM CONSTRUCTION CO., INC. AND IS NOT TO BE REPRODUCED WITHOUT THE EXPRESS WRITTEN PERMISSION OF TEAM CONSTRUCTION CO., INC. TEAM CONSTRUCTION CO., INC. ASSUMES NO RESPONSIBILITY FOR MULTIPLE USE.



JOB NAME	EVERTS Stephanie & Brock
TEAM JOB #	2229
PLAN NAME	JASPER
DATE	3/3/2023
SCALE	
DRAWING	BASEMENT



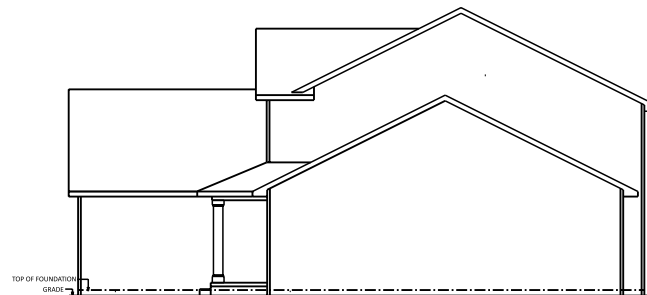
PORCH POSTS → 10" CEDAR  
 GABLE PEDIMENTS → 8" CEDAR



REAR ELEVATION  
 1/2 SCALE

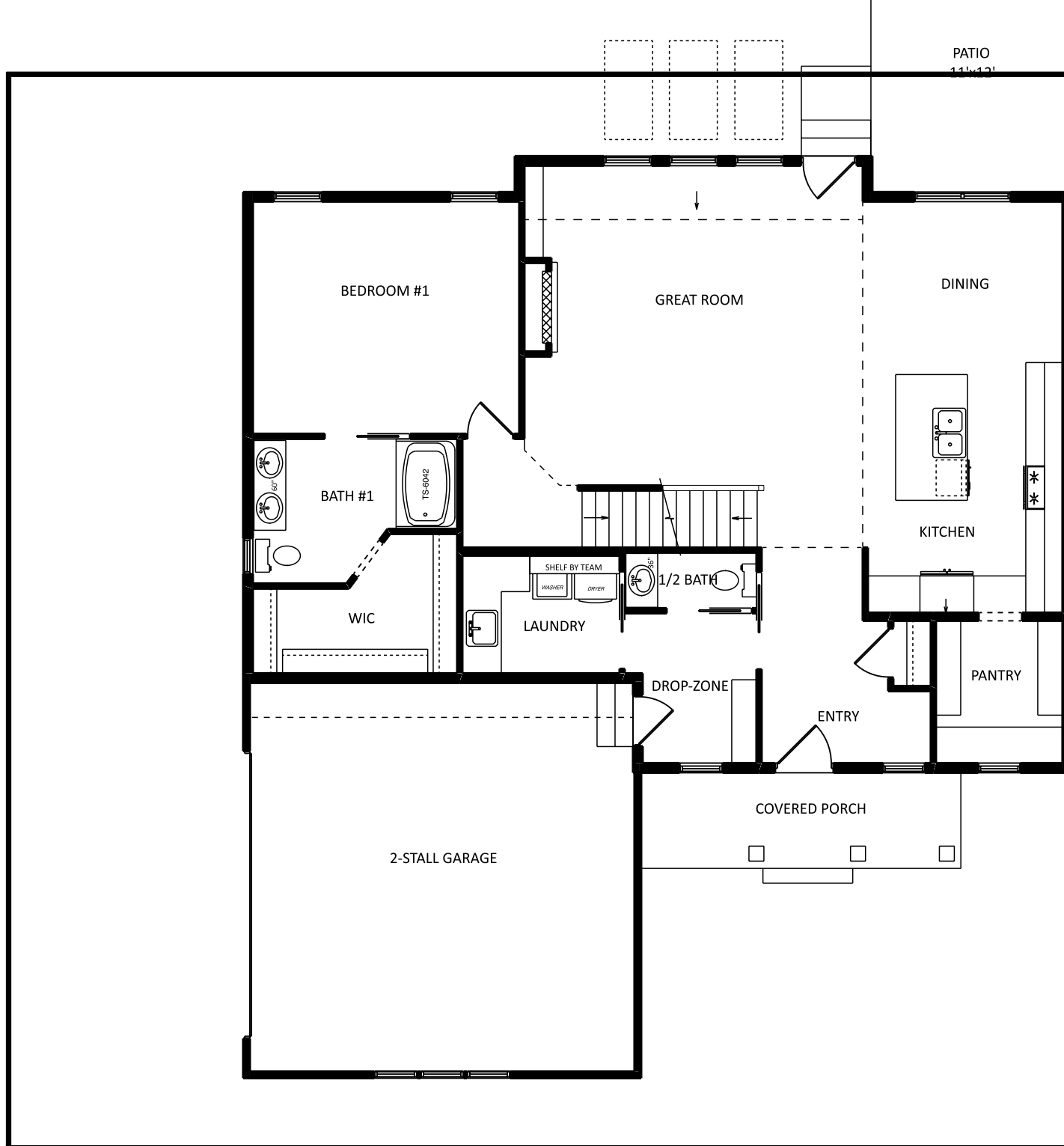


LEFT ELEVATION  
 1/2 SCALE



RIGHT ELEVATION  
 1/2 SCALE

JOB NAME	RESLER Ellizabeth and Tyler
TEAM JOB #	2105
PLAN NAME	JASPER
DATE	4/12/2021
SCALE	NO SCALE
DRAWING	ELEVATIONS



PATIO  
11' x 12'



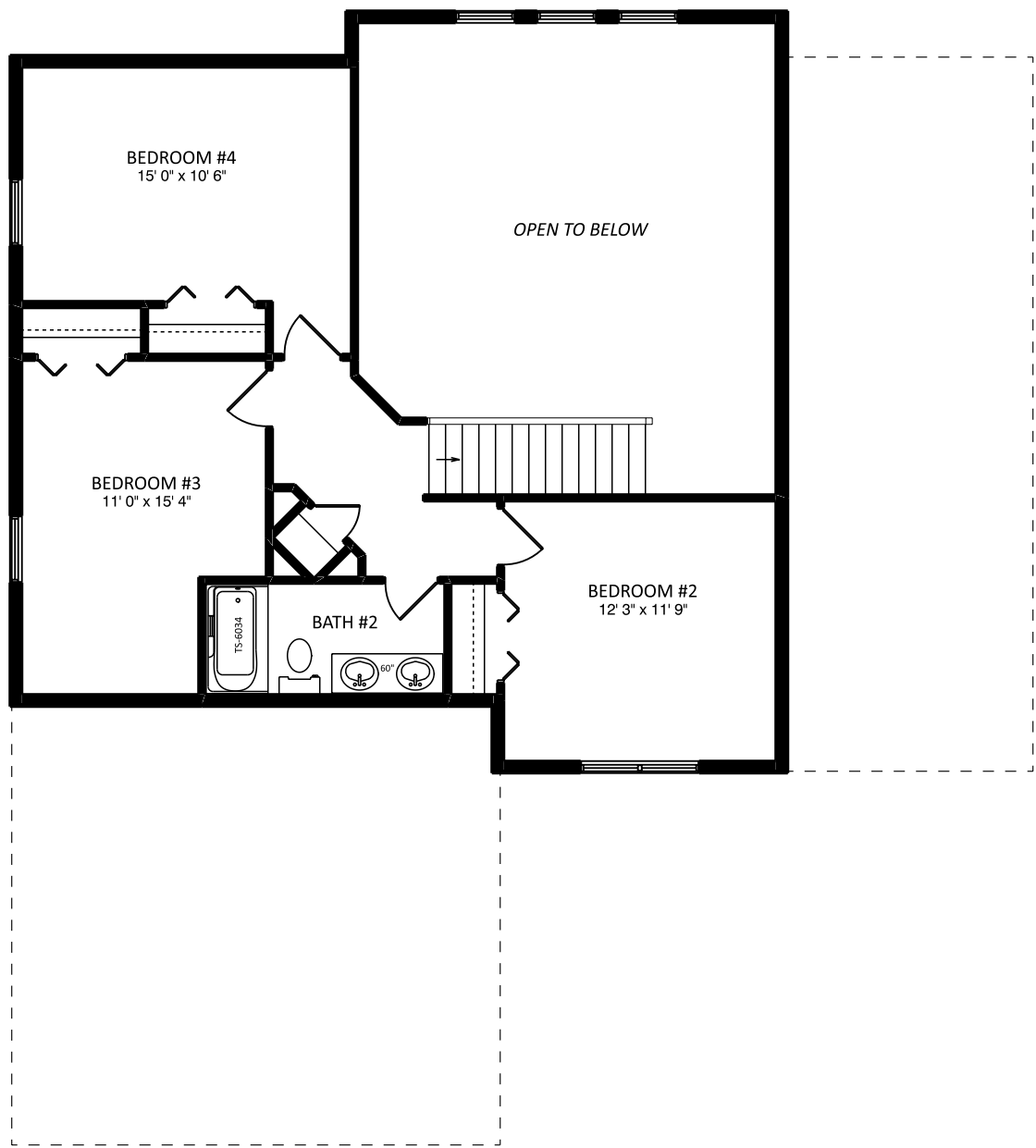
1849 W. Lincoln Ave.  
Goshen, IN 46526  
574-533-3100

THIS DRAWING AND ALL INFORMATION CONTAINED HEREIN IS THE PROPERTY OF TEAM CONSTRUCTION CO., INC. AND IS NOT TO BE REPRODUCED OR TRANSMITTED IN ANY FORM OR BY ANY MEANS, ELECTRONIC OR MECHANICAL, WITHOUT THE EXPRESS WRITTEN PERMISSION OF TEAM CONSTRUCTION CO., INC. TEAM CONSTRUCTION CO., INC. ASSUMES NO RESPONSIBILITY FOR MULTIPLE USE.

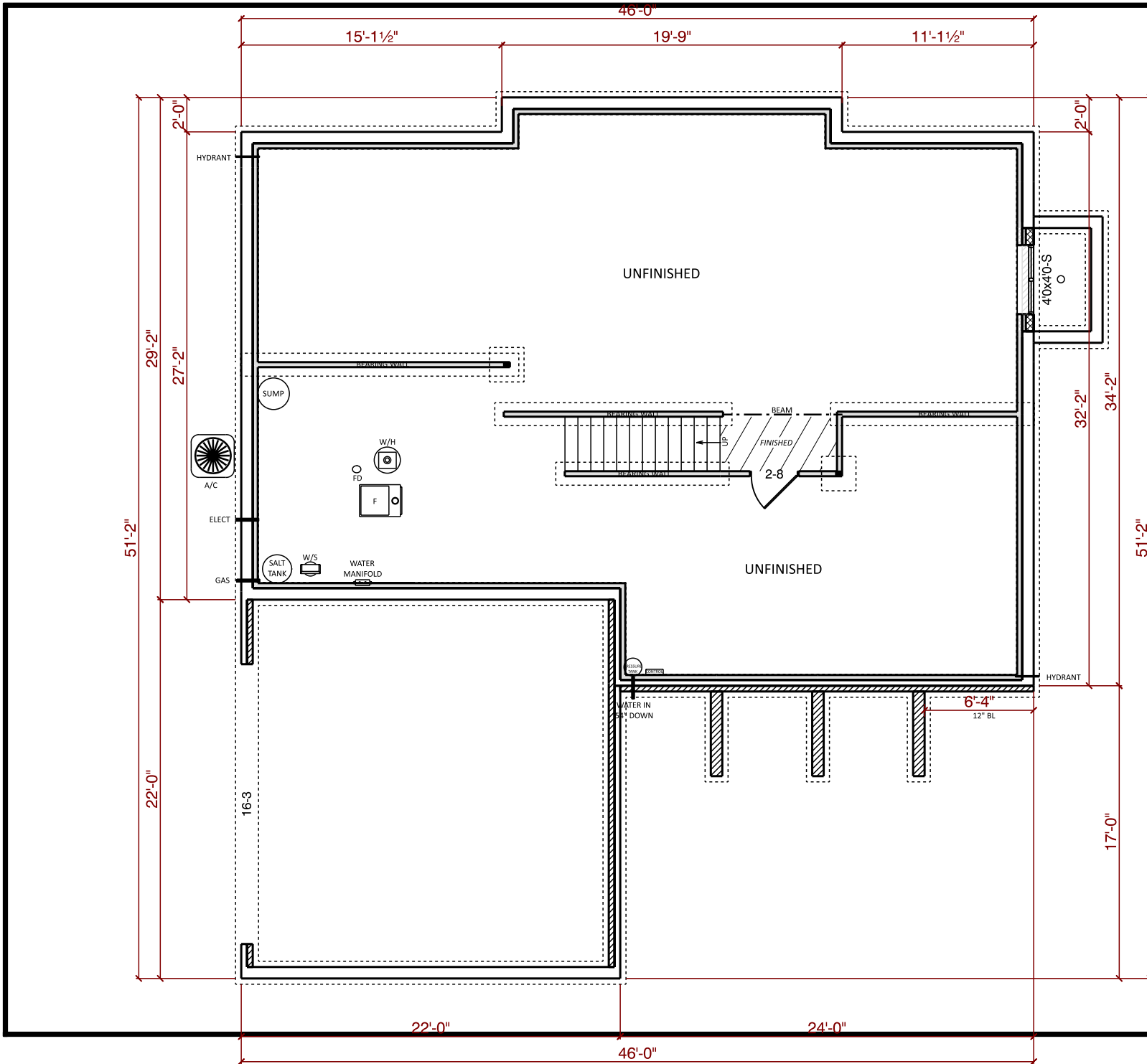
**SQUARE FOOTAGE**

1st Floor	1404 sq. ft.
2nd Floor	688 sq. ft.
Garage	489 sq. ft.
Covered Porch	87 sq. ft.

JOB NAME	RESLER Elizabeth and Tyler
TEAM JOB #	2105
PLAN NAME	JASPER
DATE	4/12/2021
SCALE	NO SCALE
DRAWING	1st FLOOR



JOB NAME	RESLER Elizabeth and Tyler
TEAM JOB #	2105
PLAN NAME	JASPER
DATE	4/12/2021
SCALE	NO SCALE
DRAWING	2nd FLOOR



1849 W. Lincoln Ave.  
Goshen, IN 46526  
574-533-3100

THIS DRAWING AND ALL INFORMATION CONTAINED HEREIN IS THE PROPERTY OF TEAM CONSTRUCTION CO., INC. AND IS NOT TO BE REPRODUCED WITHOUT THE EXPRESS WRITTEN PERMISSION OF TEAM CONSTRUCTION CO., INC. TEAM CONSTRUCTION CO., INC. ASSUMES NO RESPONSIBILITY FOR MULTIPLE USE.

JOB NAME	RESLER Ellizabeth and Tyler
TEAM JOB #	2105
PLAN NAME	JASPER
DATE	4/12/2021
SCALE	NO SCALE
DRAWING	BASEMENT

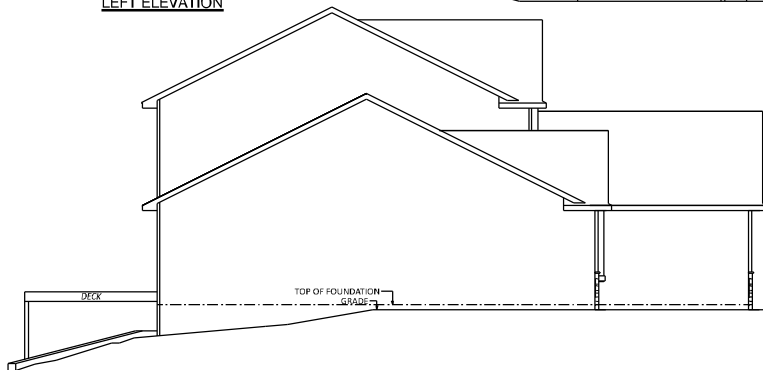




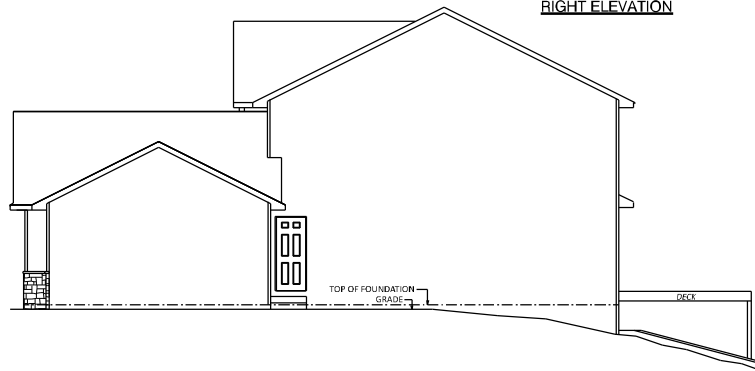
REAR ELEVATION



LEFT ELEVATION



RIGHT ELEVATION



*a better way to build*

1849 W. Lincoln Ave.  
Goshen, IN 46526  
574-533-3100

THIS DRAWING AND ALL INFORMATION CONTAINED HEREIN IS THE PROPERTY OF TEAM CONSTRUCTION CO. INC. AND IS NOT TO BE REPRODUCED WITHOUT THE EXPRESSED WRITTEN PERMISSION OF TEAM CONSTRUCTION CO. INC. TEAM CONSTRUCTION CO., INC. ASSUMES NO RESPONSIBILITY FOR UNAUTHORIZED USE.

JOB NAME

**MATTIX**  
Brandy and Melville

JOB LOCATION

11314 Fisher Pond

THE FARM Lot #59

MODEL BASE

JASPER

DATE

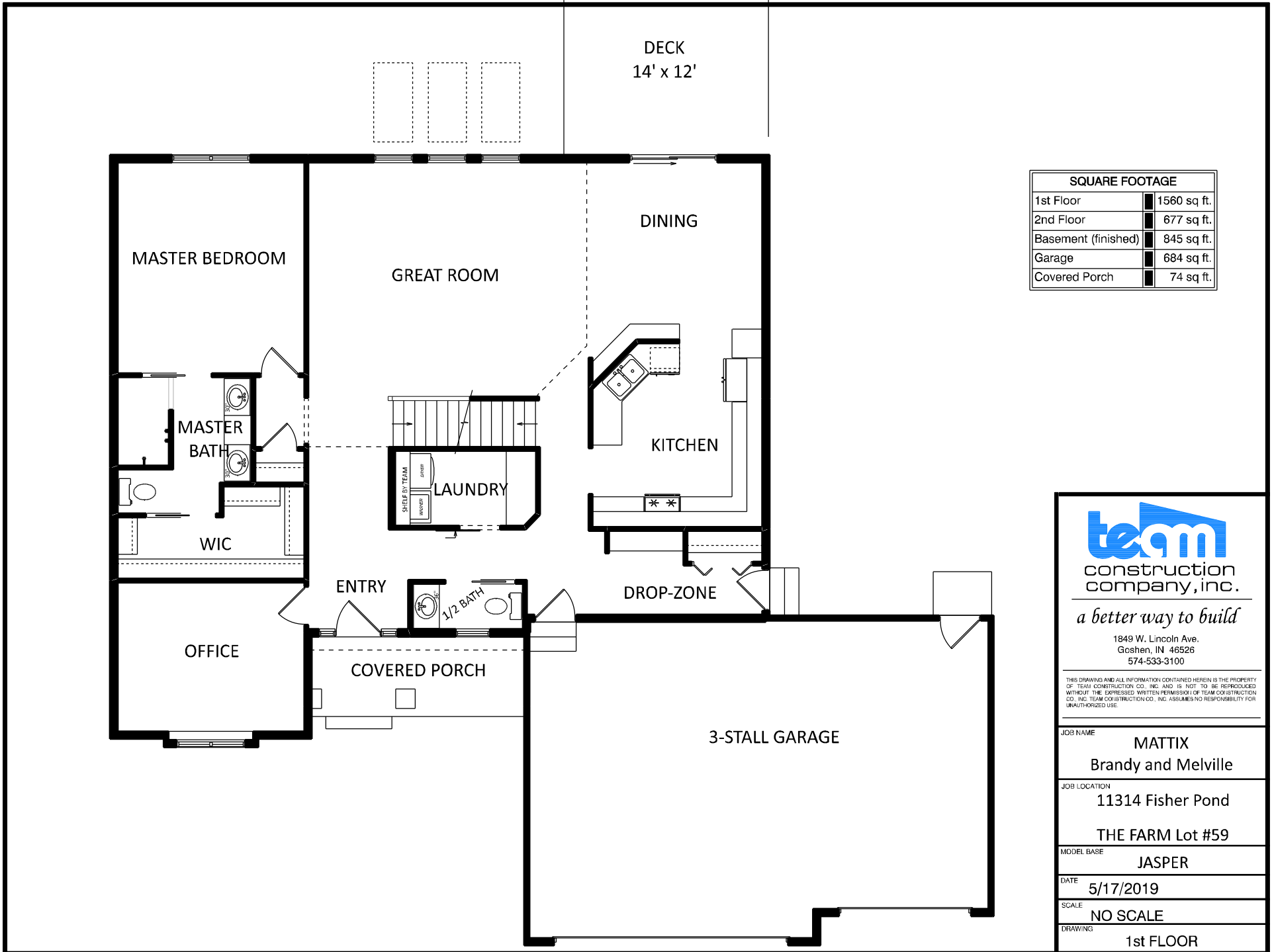
5/17/2019

SCALE

NO SCALE

DRAWING

ELEVATIONS

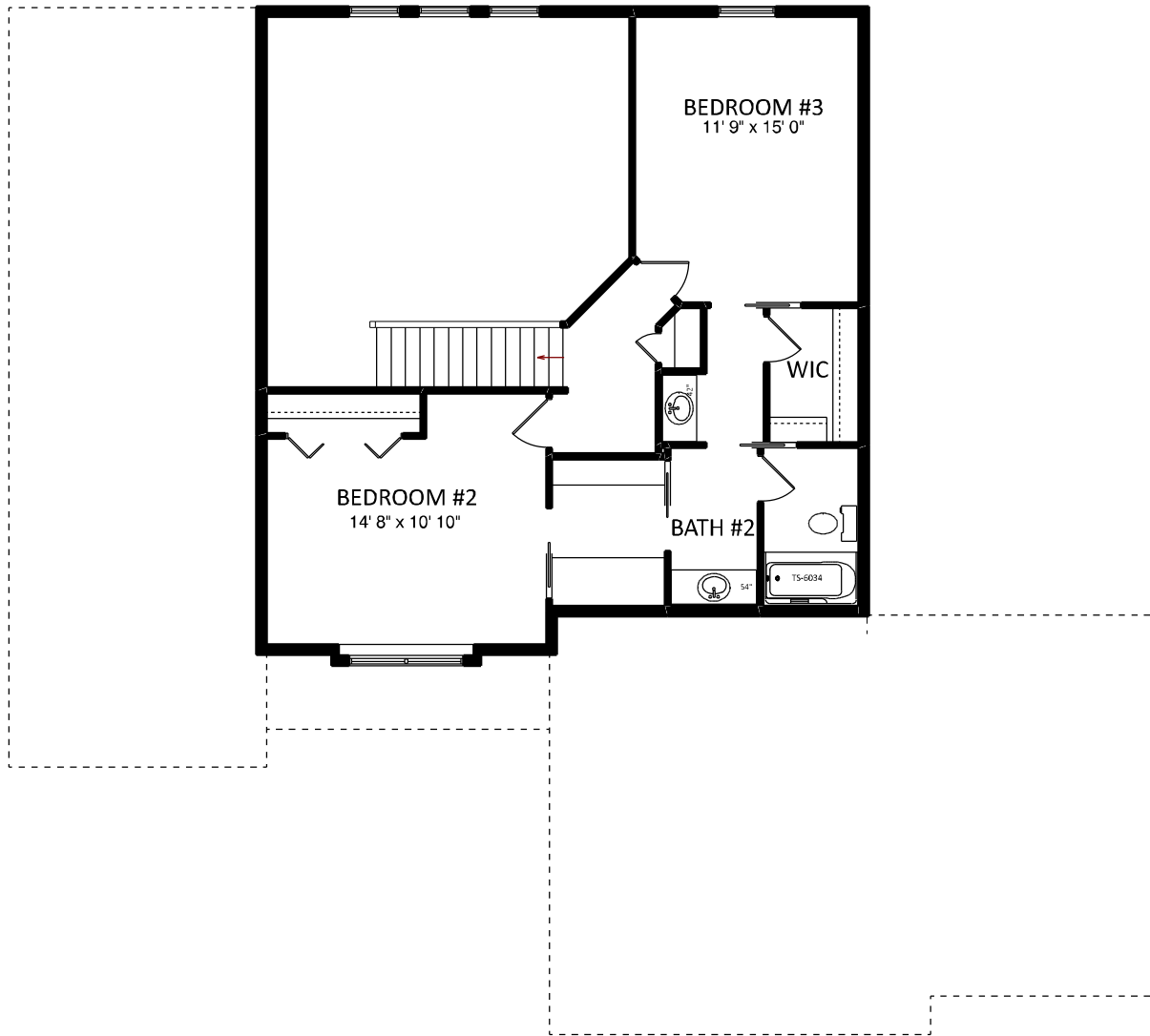


*a better way to build*

1849 W. Lincoln Ave.  
Goshen, IN 46526  
574-533-3100

THIS DRAWING AND ALL INFORMATION CONTAINED HEREIN IS THE PROPERTY OF TEAM CONSTRUCTION CO., INC. AND IS NOT TO BE REPRODUCED WITHOUT THE EXPRESSED WRITTEN PERMISSION OF TEAM CONSTRUCTION CO., INC. TEAM CONSTRUCTION CO., INC. ASSUMES NO RESPONSIBILITY FOR UNAUTHORIZED USE.

JOB NAME	<b>MATTIX</b> Brandy and Melville
JOB LOCATION	11314 Fisher Pond <b>THE FARM Lot #59</b>
MODEL BASE	<b>JASPER</b>
DATE	5/17/2019
SCALE	<b>NO SCALE</b>
DRAWING	<b>1st FLOOR</b>

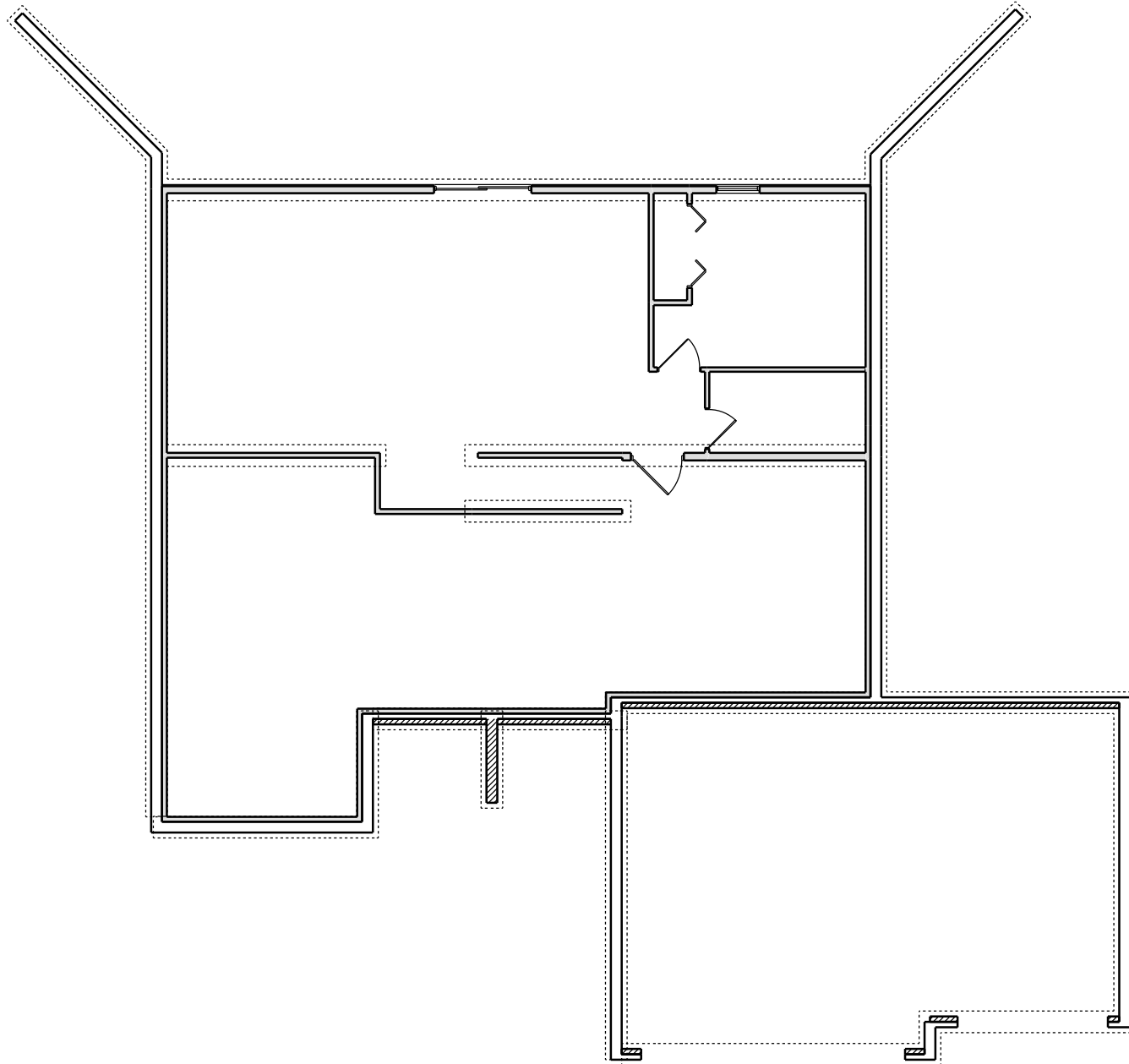


*a better way to build*

1849 W. Lincoln Ave.  
Goshen, IN 46526  
574-533-3100

THIS DRAWING AND ALL INFORMATION CONTAINED HEREIN IS THE PROPERTY OF TEAM CONSTRUCTION CO., INC. AND IS NOT TO BE REPRODUCED WITHOUT THE EXPRESSED WRITTEN PERMISSION OF TEAM CONSTRUCTION CO., INC. TEAM CONSTRUCTION CO., INC. ASSUMES NO RESPONSIBILITY FOR UNAUTHORIZED USE.

JOB NAME	MATTIX Brandy and Melville
JOB LOCATION	11314 Fisher Pond THE FARM Lot #59
MODEL BASE	JASPER
DATE	5/17/2019
SCALE	NO SCALE
DRAWING	2nd FLOOR



*a better way to build*

1849 W. Lincoln Ave.  
Goshen, IN 46526  
574-533-3100

THIS DRAWING AND ALL INFORMATION CONTAINED HEREIN IS THE PROPERTY OF TEAM CONSTRUCTION CO., INC. AND IS NOT TO BE REPRODUCED WITHOUT THE EXPRESSED WRITTEN PERMISSION OF TEAM CONSTRUCTION CO., INC. TEAM CONSTRUCTION CO., INC. ASSUMES NO RESPONSIBILITY FOR UNAUTHORIZED USE.

JOB NAME  
**MATTIX**  
Brandy and Melville

JOB LOCATION  
11314 Fisher Pond  
**THE FARM Lot #59**

MODEL BASE  
**JASPER**

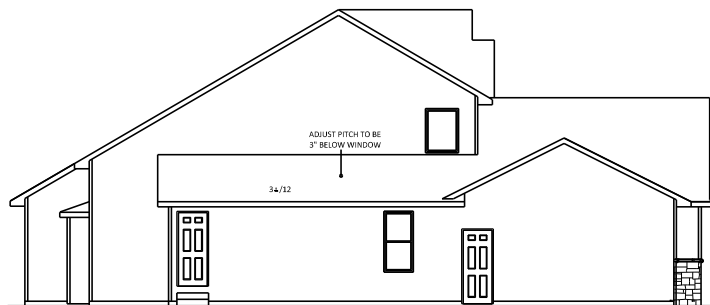
DATE  
**5/17/2019**

SCALE  
**NO SCALE**

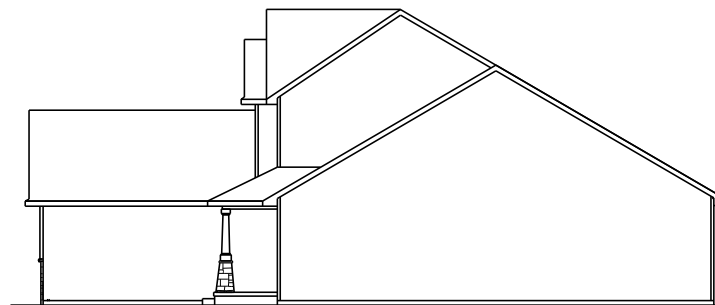
DRAWING  
**BASEMENT**



**REAR ELEVATION**  
1/2 SCALE



**LEFT ELEVATION**  
1/2 SCALE



**RIGHT ELEVATION**  
1/2 SCALE

**team**  
construction  
company, inc.

*a better way to build*

1849 W. Lincoln Ave.  
Goshen, IN 46526  
574-533-3100

THIS DRAWING AND ALL INFORMATION CONTAINED HEREIN IS THE PROPERTY OF TEAM CONSTRUCTION CO., INC. AND IS NOT TO BE REPRODUCED WITHOUT THE EXPRESSED WRITTEN PERMISSION OF TEAM CONSTRUCTION CO., INC. TEAM CONSTRUCTION CO., INC. ASSUMES NO RESPONSIBILITY FOR UNAUTHORIZED USE.

PLAN NOTES:

TYPICAL OVERHANGS

EAVES: 16"  
GABLES: 12"

\* ALL WRAP TO BE 6" ALUM,  
EXCEPT FOR PORCH POSTS

PO-C4 PORCH COLUMNS

JOB NAME

DUERKSEN, Brad & Maggie

JOB LOCATION

BLACKSTONE lot #84  
3261 Blackstone Way  
Nappanee

MODEL BASE

CUSTOM

SCALE

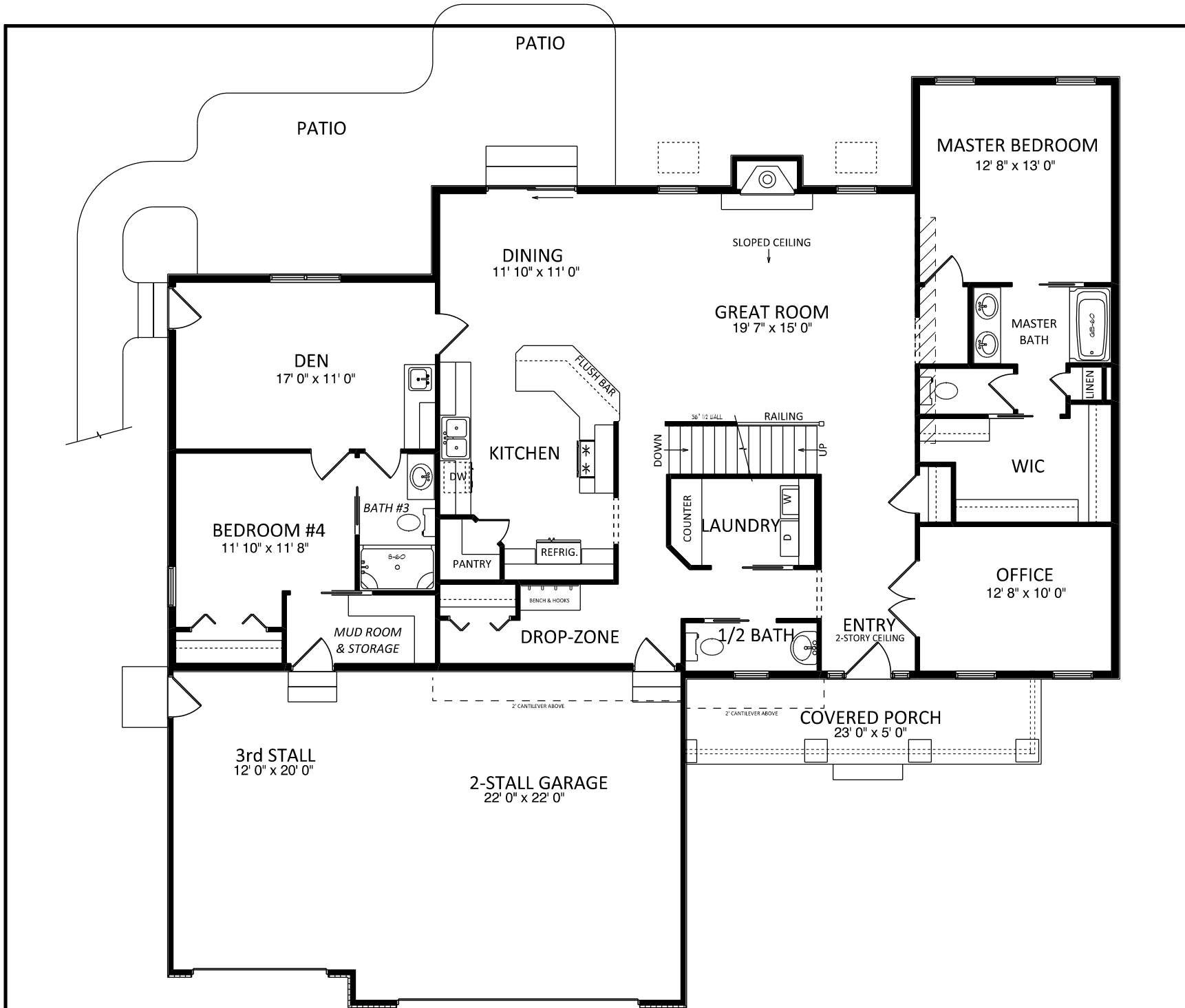
1/4" = 1'-0"

DATE

August 11, 2014

DRAWING

ELEVATIONS



construction  
company, inc.  
*a better way to build*

1849 W. Lincoln Ave.  
Goshen, IN 46526  
574-533-3100

THIS DRAWING AND ALL INFORMATION CONTAINED HEREIN IS THE PROPERTY OF TEAM CONSTRUCTION CO., INC. AND IS NOT TO BE REPRODUCED WITHOUT THE EXPRESSED WRITTEN PERMISSION OF TEAM CONSTRUCTION CO., INC. TEAM CONSTRUCTION CO., INC. ASSUMES NO RESPONSIBILITY FOR UNAUTHORIZED USE.

PLAN NOTES:

1. 2 x 6 EXT WALLS 24" O.C.
2. 3-1/4" CASING
3. PELLA ENCOMPASS WINDOWS
4. 11-7/8" FLOOR JOISTS

DETAILS:

TD-WC-01 HALF WALL w/ CAP

FIRST FLOOR LIVING AREA - 1,990 sq ft

SECOND FLOOR LIVING AREA - 436 sq ft

BASEMENT FINISHED AREA - 975 sq ft

TOTAL - 3,401sq ft

GARAGE AREA - 728 sq ft

COVERED PORCH AREA - 115 sq ft

JOB NAME:

DUERKSEN, Brad & Maggie

JOB LOCATION:

BLACKSTONE lot #84  
3261 Blackstone Way  
Nappanee

MODEL BASE:

CUSTOM

SCALE:

1/4" = 1'-0"

DATE:

August 11, 2014

DRAWING:

FIRST FLOOR PLAN



construction  
company, inc.

*a better way to build*

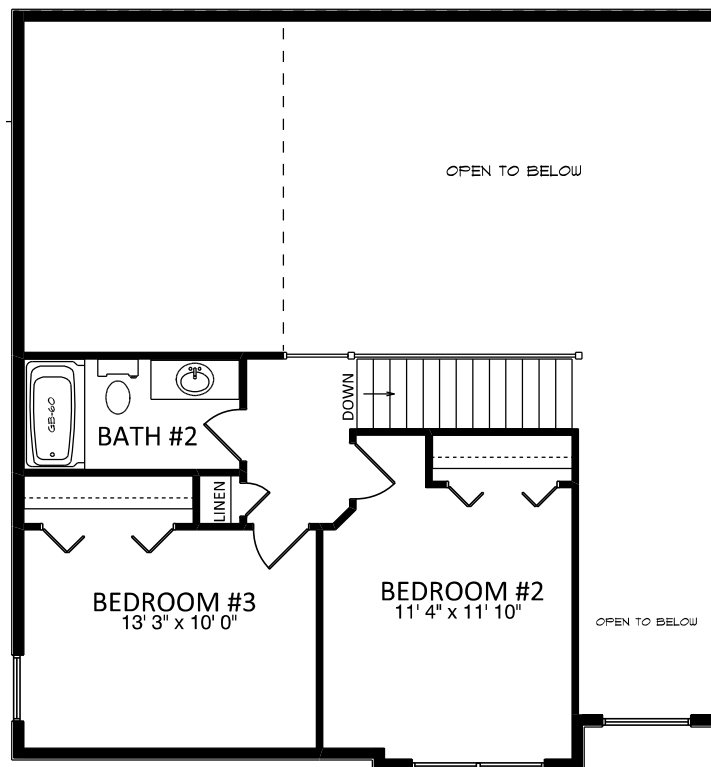
1849 W. Lincoln Ave.  
Goshen, IN 46526  
574-533-3100

THIS DRAWING AND ALL INFORMATION CONTAINED HEREIN IS THE PROPERTY OF TEAM CONSTRUCTION CO., INC. AND IS NOT TO BE REPRODUCED WITHOUT THE EXPRESSED WRITTEN PERMISSION OF TEAM CONSTRUCTION CO., INC. TEAM CONSTRUCTION CO., INC. ASSUMES NO RESPONSIBILITY FOR UNAUTHORIZED USE.

PLAN NOTES:

1. 2 x 6 EXT WALLS 24" O.C.
2. 3-1/4" CASING
3. PELLA ENCOMPASS WINDOWS
4. 11-7/8" FLOOR JOISTS

DETAILS



JOB NAME

DUERKSEN, Brad & Maggie

JOB LOCATION

BLACKSTONE lot #84  
3261 Blackstone Way  
Nappanee

MODEL BASE

CUSTOM

SCALE

1/4" = 1'-0"

DATE

August 11, 2014

DRAWING

2nd FLOOR PLAN



construction  
company, inc.

*a better way to build*

1849 W. Lincoln Ave.  
Goshen, IN 46526  
574-533-3100

THIS DRAWING AND ALL INFORMATION CONTAINED HEREIN IS THE PROPERTY OF TEAM CONSTRUCTION CO., INC. AND IS NOT TO BE REPRODUCED WITHOUT THE EXPRESSED WRITTEN PERMISSION OF TEAM CONSTRUCTION CO., INC. TEAM CONSTRUCTION CO., INC. ASSUMES NO RESPONSIBILITY FOR UNAUTHORIZED USE.

PLAN NOTES:

1. 108" POURED WALLS
2. TYPICAL: 8" BRICK LEDGES  
12" BL @ OVERHEAD DOORS

DETAILS

CO-FW-03-9 9' WALLS w/ INT & EXT TILE

CO-EW-9 EGRESS WINDOW WELL

JOB NAME

DUERKSEN, Brad & Maggie

JOB LOCATION

BLACKSTONE lot #84  
3261 Blackstone Way  
Nappanee

MODEL BASE

CUSTOM

SCALE

1/4" = 1'-0"

DATE

August 11, 2014

DRAWING

BASEMENT PLAN



HYDRANT

BRAD'S BAR

RAISED BAR

FINISHED REC ROOM

UNFINISHED

FUTURE BATH

F

W/H


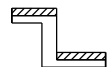
UNFINISHED

FUTURE BEDROOM

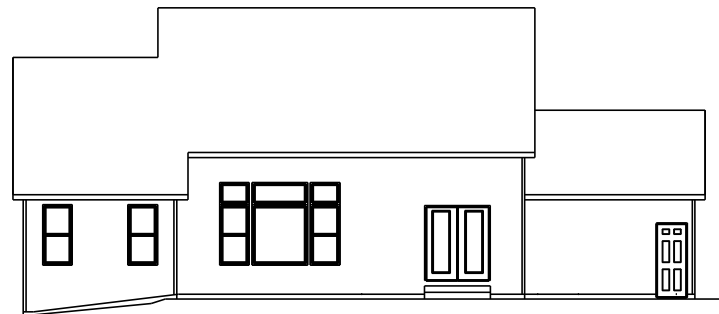
WATER  
MANIFOLD

W/S

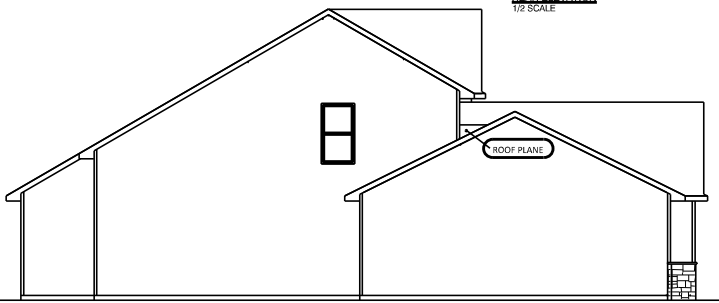
EP



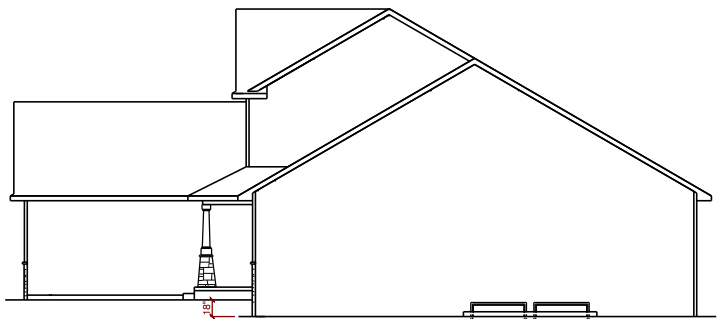




REAR ELEVATION  
1/2 SCALE



LEFT ELEVATION  
1/2 SCALE



RIGHT ELEVATION  
1/2 SCALE

GRADE DOWN 18"



*a better way to build*

1249 W. Lincoln Ave.  
Goshen, IN 46526  
574-533-3100

THIS DRAWING AND ALL INFORMATION CONTAINED HEREIN IS THE PROPERTY OF TEAM CONSTRUCTION CO., INC. AND IS NOT TO BE REPRODUCED WITHOUT THE EXPRESSED WRITTEN PERMISSION OF TEAM CONSTRUCTION CO., INC. TEAM CONSTRUCTION CO., INC. ASSUMES NO RESPONSIBILITY FOR UNAUTHORIZED USE.

JOB NAME  
**LOT 59 EMERALD CHASE**

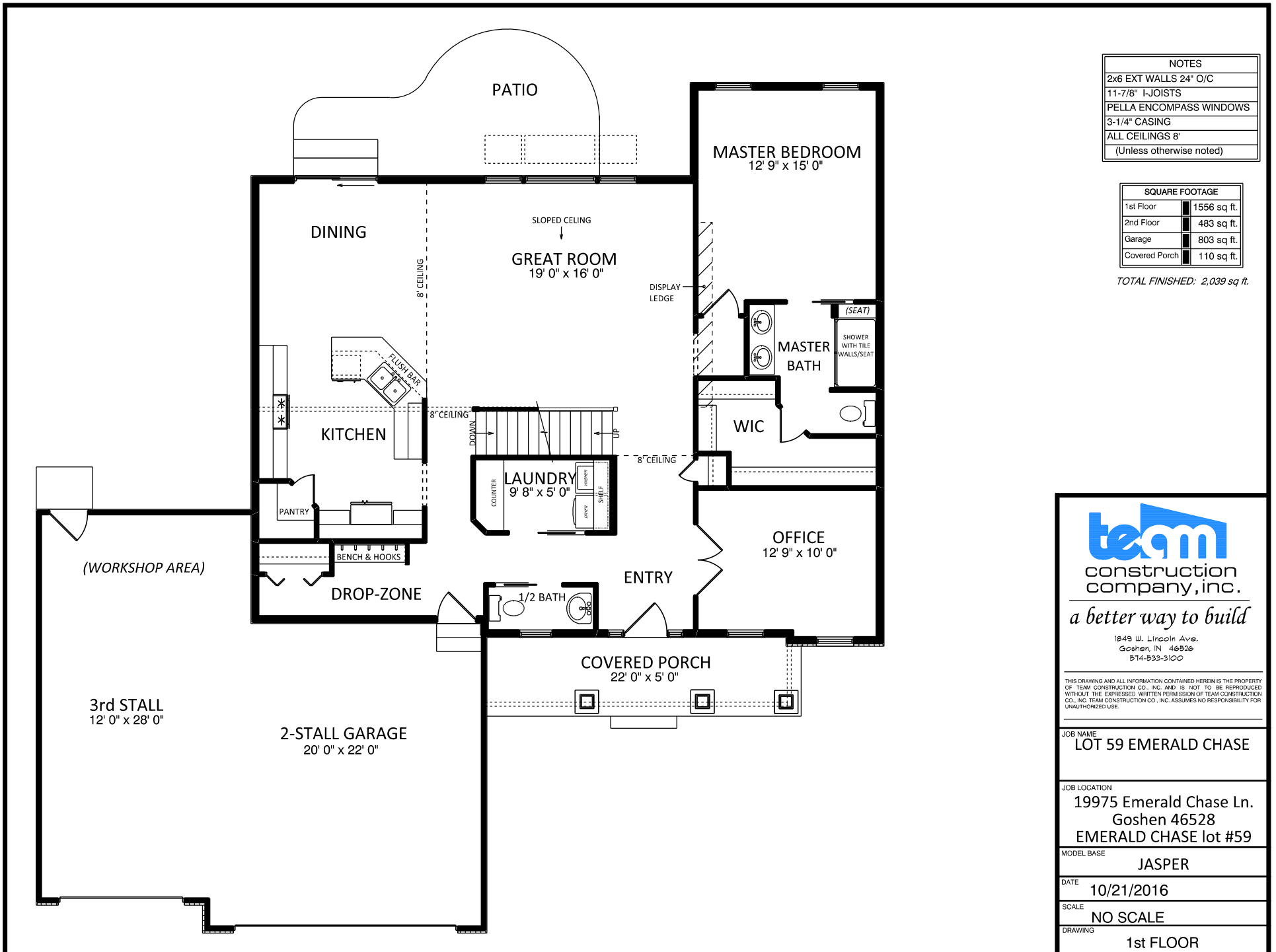
JOB LOCATION  
**19975 Emerald Chase Ln.  
Goshen 46528  
EMERALD CHASE lot #59**

MODEL BASE  
**JASPER**

DATE  
**10/21/2016**

SCALE  
**NO SCALE**

DRAWING  
**ELEVATIONS**



NOTES	
2x6 EXT WALLS	24" O/C
11-7/8" I-JOISTS	
PELLA ENCOMPASS WINDOWS	
3-1/4" CASING	
ALL CEILINGS	8'
(Unless otherwise noted)	

SQUARE FOOTAGE	
1st Floor	1556 sq. ft.
2nd Floor	483 sq. ft.
Garage	803 sq. ft.
Covered Porch	110 sq. ft.

TOTAL FINISHED: 2,039 sq. ft.

**team**  
 construction  
 company, inc.

*a better way to build*

1249 W. Lincoln Ave.  
 Goshen, IN 46536  
 574-533-3100

THIS DRAWING AND ALL INFORMATION CONTAINED HEREIN IS THE PROPERTY OF TEAM CONSTRUCTION CO., INC. AND IS NOT TO BE REPRODUCED WITHOUT THE EXPRESSED WRITTEN PERMISSION OF TEAM CONSTRUCTION CO., INC. TEAM CONSTRUCTION CO., INC. ASSUMES NO RESPONSIBILITY FOR UNAUTHORIZED USE.

JOB NAME  
**LOT 59 EMERALD CHASE**

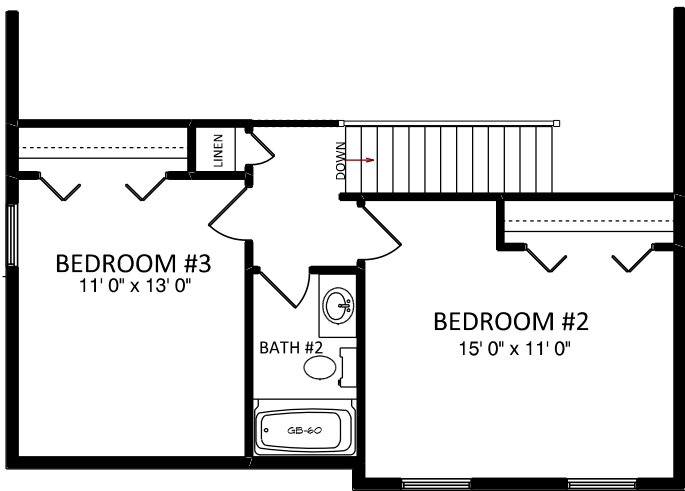
JOB LOCATION  
**19975 Emerald Chase Ln.  
 Goshen 46528  
 EMERALD CHASE lot #59**

MODEL BASE  
**JASPER**

DATE  
**10/21/2016**

SCALE  
**NO SCALE**

DRAWING  
**1st FLOOR**



NOTES
2x6 EXT WALLS 24" O/C
11-7/8" I-JOISTS
PELLA ENCOMPASS WINDOWS
3-1/4" CASING
ALL CEILINGS 8'
(Unless otherwise noted)



*a better way to build*

1849 W. Lincoln Ave.  
Goshen, IN 46526  
514-533-3100

THIS DRAWING AND ALL INFORMATION CONTAINED HEREIN IS THE PROPERTY OF TEAM CONSTRUCTION CO., INC. AND IS NOT TO BE REPRODUCED WITHOUT THE EXPRESSED WRITTEN PERMISSION OF TEAM CONSTRUCTION CO., INC. TEAM CONSTRUCTION CO., INC. ASSUMES NO RESPONSIBILITY FOR UNAUTHORIZED USE.

JOB NAME  
**LOT 59 EMERALD CHASE**

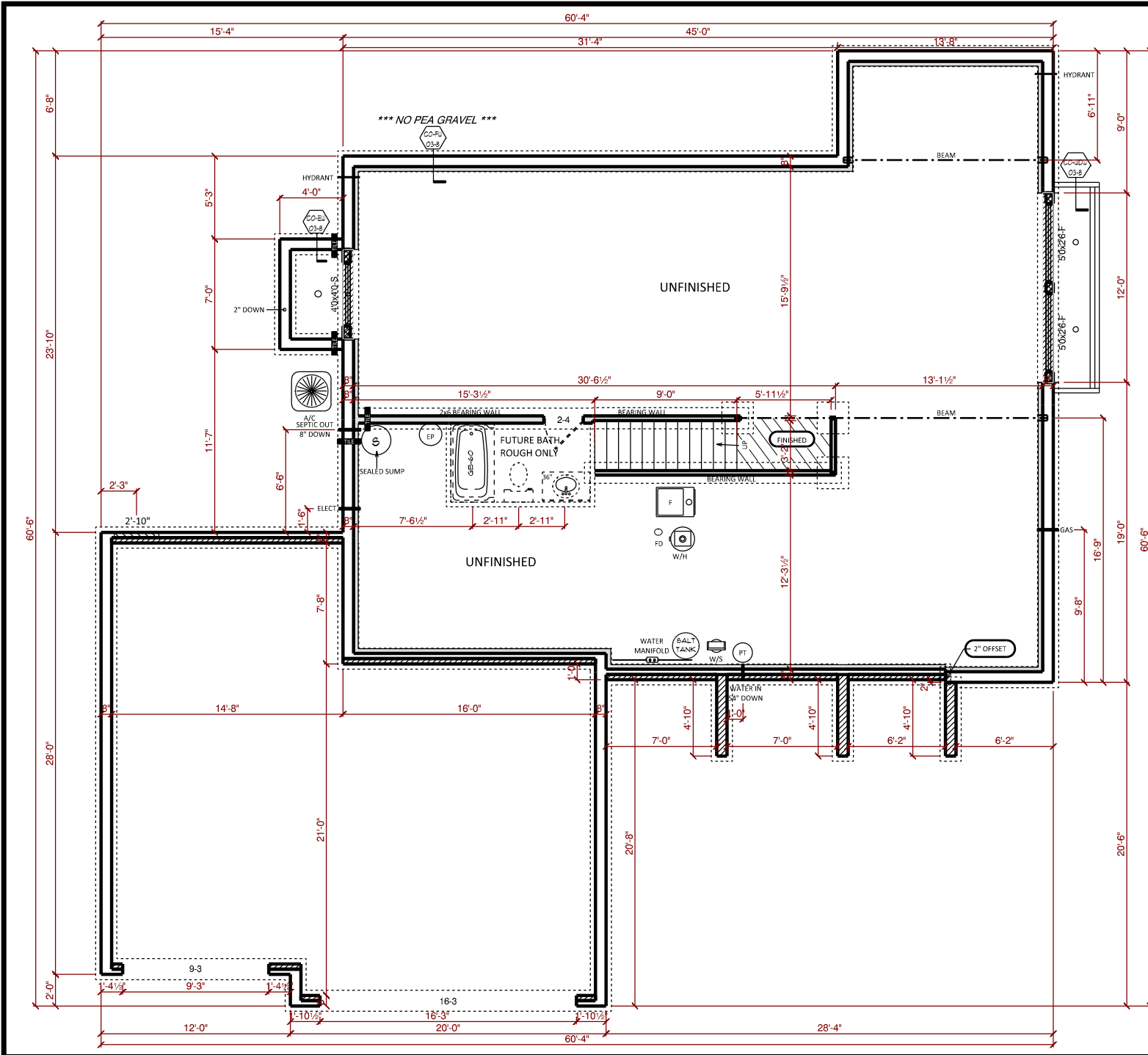
JOB LOCATION  
**19975 Emerald Chase Ln.  
Goshen 46528  
EMERALD CHASE lot #59**

MODEL BASE  
**JASPER**

DATE  
**10/21/2016**

SCALE  
**NO SCALE**

DRAWING  
**2nd FLOOR**



NOTES	
96" POURED WALLS	
TYPICAL: 8" BRICK LEDGES	
12" @ OVERHEAD DOORS	
	BLOCK FOOTER FOR TILE
RADON MITIGATION SYSTEM	

FOUNDATION HT: 42" ABOVE CURB

DETAILS	
CO-FW-03-8	8' WALLS w/ INT & EXT TILE *** NO PEA GRAVEL ***
CO-WDW-03-8	WOOD DAYLIGHT WELL *** NO PEA GRAVEL ***
CO-EW-03-8	EGRESS WINDOW WELL *** NO PEA GRAVEL ***



*a better way to build*

1849 W. Lincoln Ave.  
Goshen, IN 46536  
574-533-3100

THIS DRAWING AND ALL INFORMATION CONTAINED HEREIN IS THE PROPERTY OF TEAM CONSTRUCTION CO., INC. AND IS NOT TO BE REPRODUCED WITHOUT THE EXPRESSED WRITTEN PERMISSION OF TEAM CONSTRUCTION CO., INC. TEAM CONSTRUCTION CO., INC. ASSUMES NO RESPONSIBILITY FOR UNAUTHORIZED USE.

JOB NAME  
**LOT 59 EMERALD CHASE**

JOB LOCATION  
**19975 Emerald Chase Ln.  
Goshen 46528  
EMERALD CHASE lot #59**

MODEL BASE  
**JASPER**

DATE  
**10/21/2016**

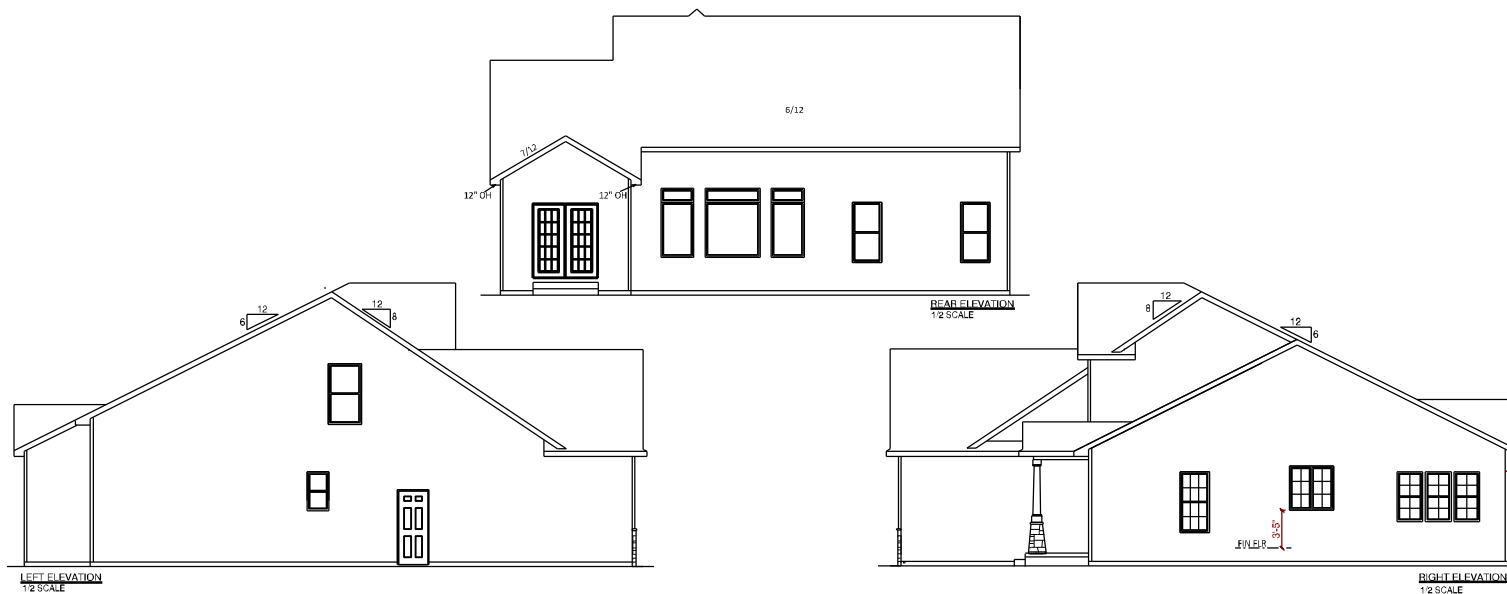
SCALE  
**NO SCALE**

DRAWING  
**BASEMENT**



NOTES
TYPICAL OVERHANGS
EAVES: 16"
GABLES: 12"
WRAP (WHERE DRAWN): 6" P/T
-unless noted otherwise-

- A → PO-C4 PORCH POSTS
- B → MID-AMERICA 9" CUSTOM CUT HEADER w/ KEY
- C → MID-AMERICA 6" STANDARD FLAT PANEL HEADER w/ KEY
- D → MID-AMERICA 12"x18" RECTANGLE w/ 4" WRAP, HEADER, & KEY



*a better way to build*

1849 W. Lincoln Ave.  
Goshen, IN 46526  
574-533-3100

THIS DRAWING AND ALL INFORMATION CONTAINED HEREIN IS THE PROPERTY OF TEAM CONSTRUCTION CO. INC. AND IS NOT TO BE REPRODUCED WITHOUT THE EXPRESSED WRITTEN PERMISSION OF TEAM CONSTRUCTION CO. INC. TEAM CONSTRUCTION CO., INC. ASSUMES NO RESPONSIBILITY FOR UNAUTHORIZED USE.

JOB NAME  
**GAUT  
Donnie and Lucinda**

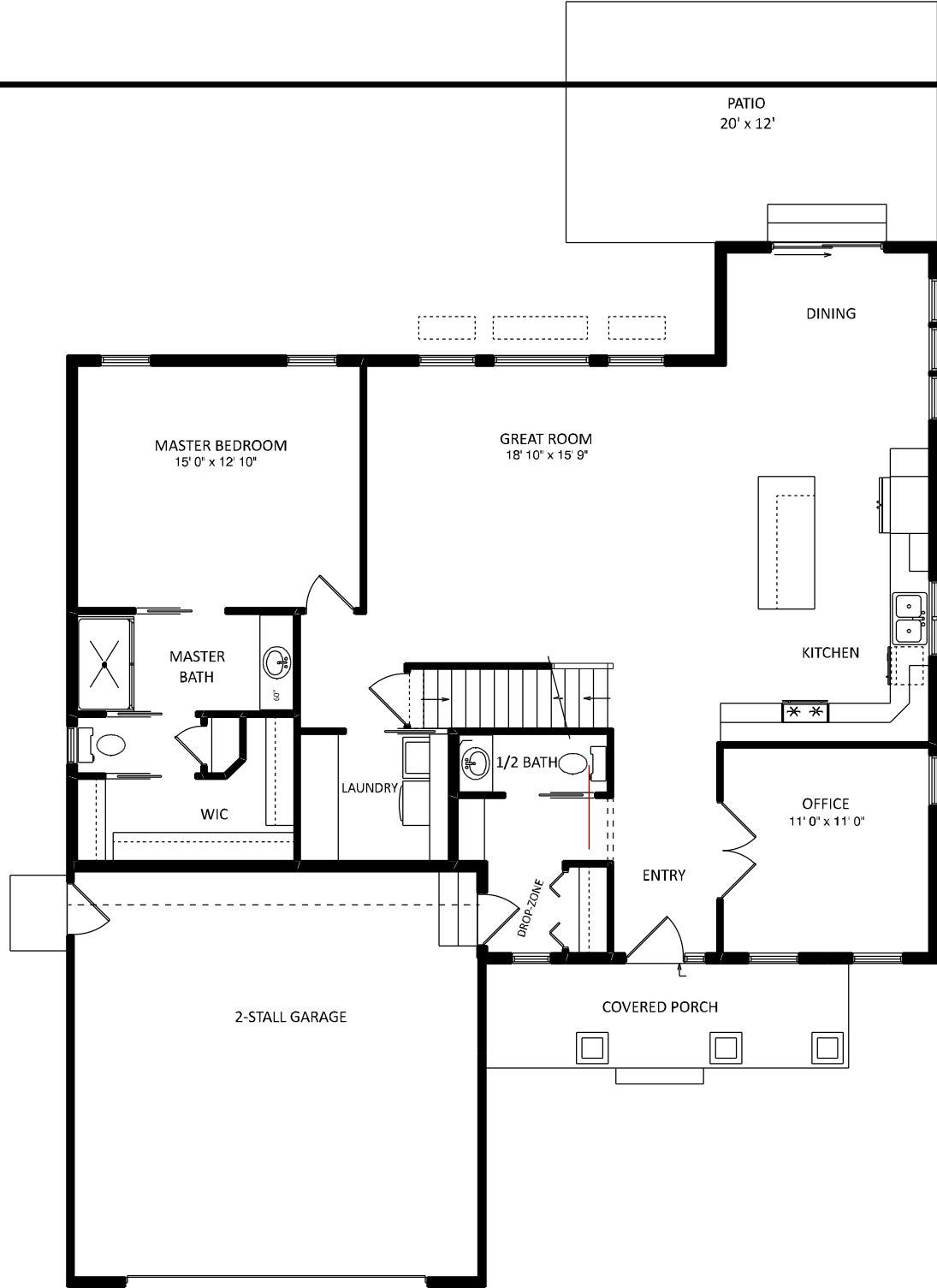
JOB LOCATION  
**69754 CR 1  
Nappanee 46550**

MODEL BASE  
**JASPER**

DATE  
**10/11/2018**

SCALE  
**NO SCALE**

DRAWING  
**ELEVATIONS**



NOTES	
2x6 EXT WALLS	24" O/C
11-7/8" I-JOISTS	
2x4 INT/GARAGE WALLS	16" O/C
PELLA ENCOMPASS WINDOWS	
3-1/4" WINDOW TRIM	
ALL CEILINGS 9'	
(unless otherwise noted)	

SQUARE FOOTAGE	
1st Floor	1434 sq. ft.
2nd Floor	472 sq. ft.
Garage	483 sq. ft.
Covered Porch	92 sq. ft.

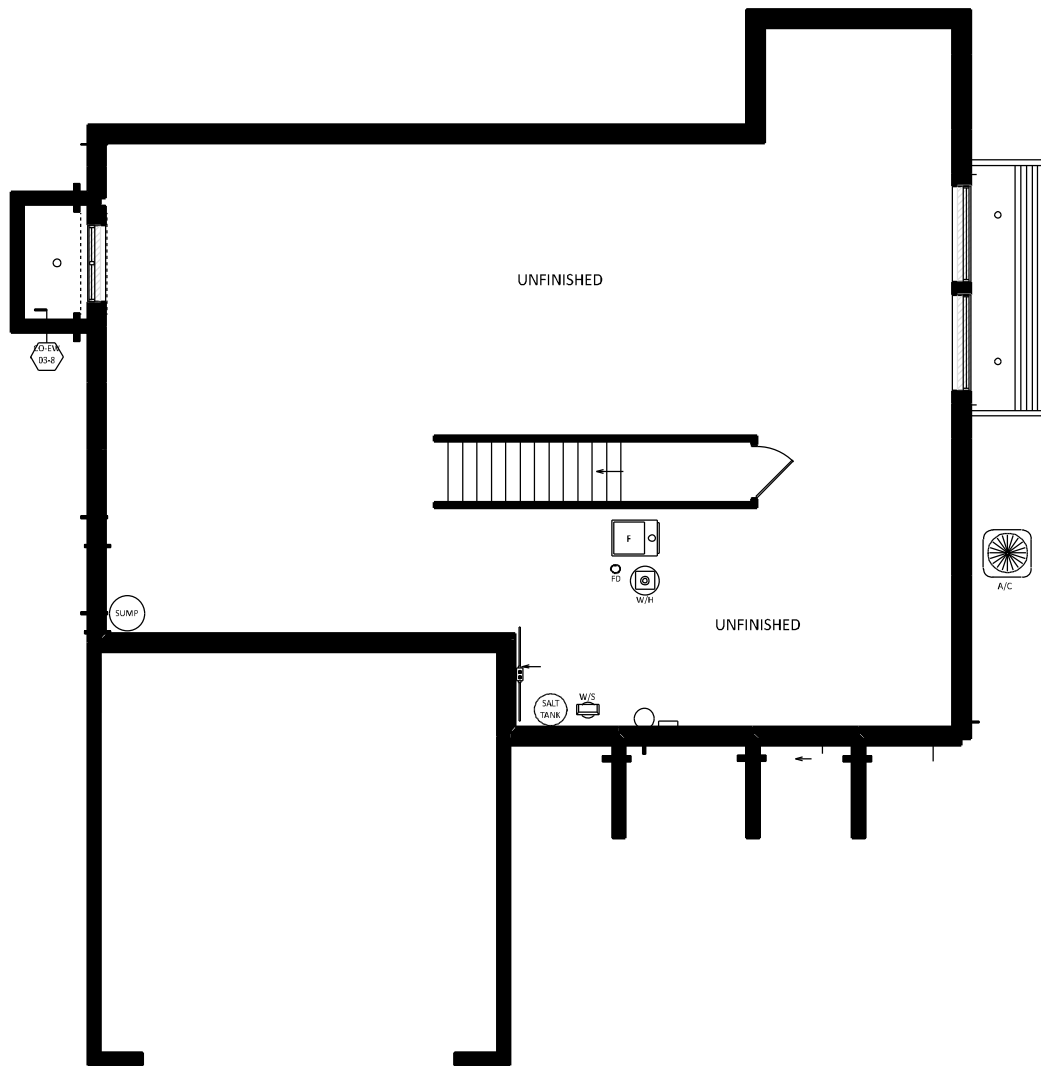


*a better way to build*

1849 W. Lincoln Ave.  
Goshen, IN 46526  
574-533-3100

THIS DRAWING AND ALL INFORMATION CONTAINED HEREIN IS THE PROPERTY OF TEAM CONSTRUCTION CO., INC. AND IS NOT TO BE REPRODUCED WITHOUT THE EXPRESSED WRITTEN PERMISSION OF TEAM CONSTRUCTION CO., INC. TEAM CONSTRUCTION CO., INC. ASSUMES NO RESPONSIBILITY FOR UNAUTHORIZED USE.

JOB NAME	GAUT Donnie and Lucinda
JOB LOCATION	69754 CR 1 Nappanee 46550
MODEL BASE	JASPER
DATE	10/11/2018
SCALE	NO SCALE
DRAWING	1st FLOOR



NOTES	
96" POURED WALLS	
TYPICAL: 8" BRICK LEDGES	
12' @ OVER-HEAD DOORS	

DETAILS	
CO-FW-03-8	8" WALLS w/ INT & EXT TILE
CO-EW-03-8	EGRESS WINDOW WELL
CO-WDW-03-8	DAYLIGHT WINDOW WELL

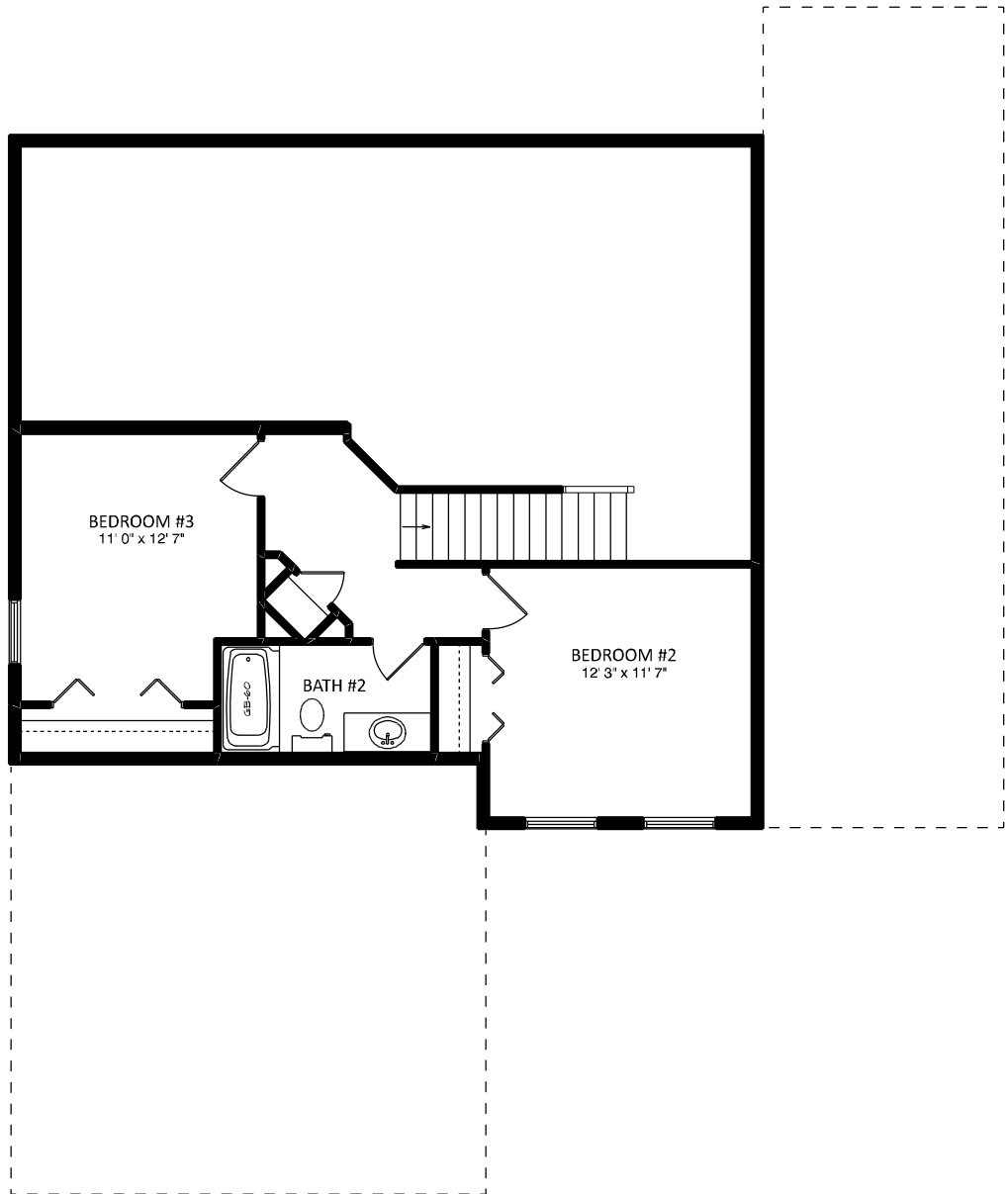


*a better way to build*

1849 W. Lincoln Ave.  
Goshen, IN 46526  
574-533-3100

THIS DRAWING AND ALL INFORMATION CONTAINED HEREIN IS THE PROPERTY OF TEAM CONSTRUCTION CO., INC. AND IS NOT TO BE REPRODUCED WITHOUT THE EXPRESSED WRITTEN PERMISSION OF TEAM CONSTRUCTION CO., INC. TEAM CONSTRUCTION CO., INC. ASSUMES NO RESPONSIBILITY FOR UNAUTHORIZED USE.

JOB NAME	GAUT Donnie and Lucinda
JOB LOCATION	69754 CR 1 Nappanee 46550
MODEL BASE	JASPER
DATE	10/11/2018
SCALE	NO SCALE
DRAWING	BASEMENT



NOTES
2x6 EXT WALLS 24" O/C
2x4 INT/GARAGE WALLS 16" O/C
11-7/8" I-JOISTS
PELLA ENCOMPASS WINDOWS
3-1/4" WINDOW TRIM
ALL CEILINGS 8"
(unless otherwise noted)



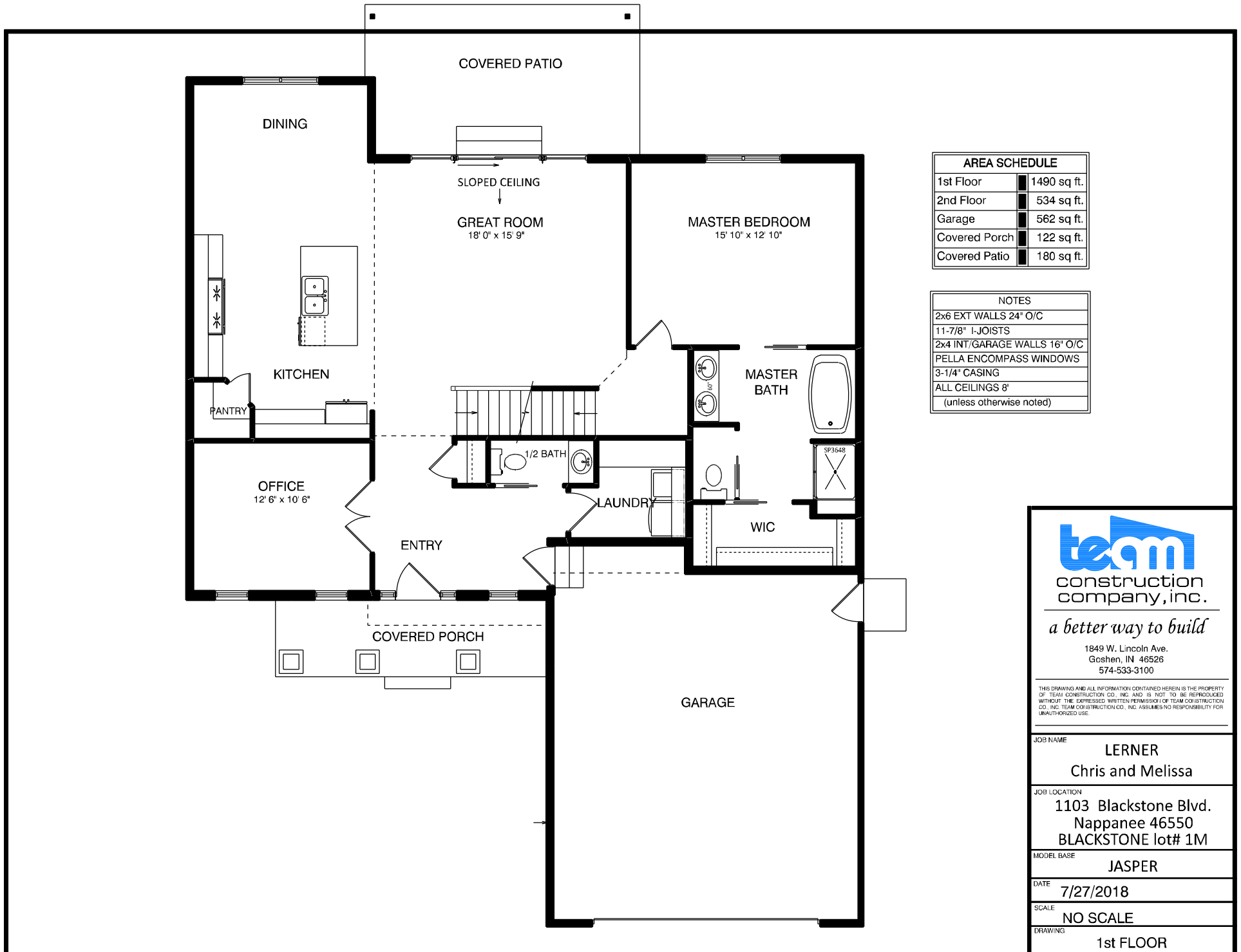
*a better way to build*

1849 W. Lincoln Ave.  
Goshen, IN 46526  
574-533-3100

THIS DRAWING AND ALL INFORMATION CONTAINED HEREIN IS THE PROPERTY OF TEAM CONSTRUCTION CO., INC. AND IS NOT TO BE REPRODUCED WITHOUT THE EXPRESSED WRITTEN PERMISSION OF TEAM CONSTRUCTION CO., INC. TEAM CONSTRUCTION CO., INC. ASSUMES NO RESPONSIBILITY FOR UNAUTHORIZED USE.

JOB NAME	<b>GAUT Donnie and Lucinda</b>
JOB LOCATION	<b>69754 CR 1 Nappanee 46550</b>
MODEL BASE	<b>JASPER</b>
DATE	<b>10/11/2018</b>
SCALE	<b>NO SCALE</b>
DRAWING	<b>2nd FLOOR</b>





AREA SCHEDULE	
1st Floor	1490 sq. ft.
2nd Floor	534 sq. ft.
Garage	562 sq. ft.
Covered Porch	122 sq. ft.
Covered Patio	180 sq. ft.

NOTES	
2x6 EXT WALLS 24" O/C	
11-7/8" I-JOISTS	
2x4 INT/GARAGE WALLS 16" O/C	
PELLA ENCOMPASS WINDOWS	
3-1/4" CASING	
ALL CEILINGS 8'	
(unless otherwise noted)	

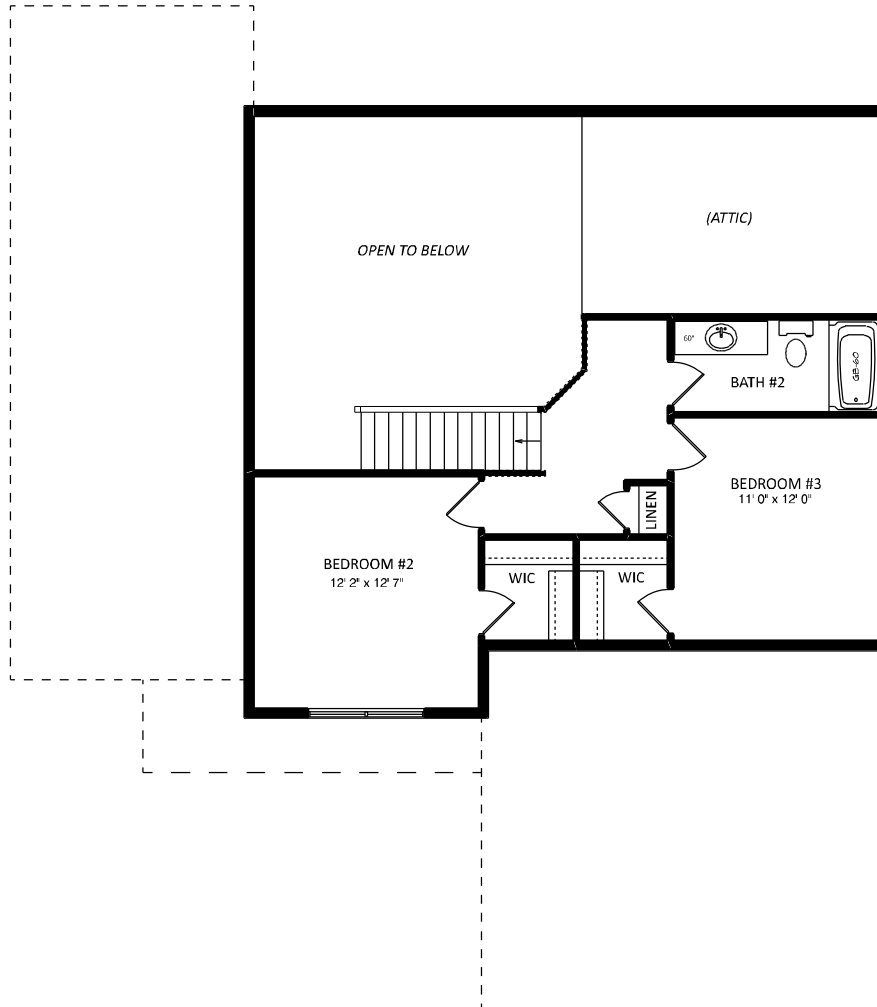


*a better way to build*

1849 W. Lincoln Ave.  
Goshen, IN 46526  
574-533-3100

THIS DRAWING AND ALL INFORMATION CONTAINED HEREIN IS THE PROPERTY OF TEAM CONSTRUCTION CO., INC. AND IS NOT TO BE REPRODUCED WITHOUT THE EXPRESSED WRITTEN PERMISSION OF TEAM CONSTRUCTION CO., INC. TEAM CONSTRUCTION CO., INC. ASSUMES NO RESPONSIBILITY FOR UNAUTHORIZED USE.

JOB NAME	<b>LERNER</b> Chris and Melissa
JOB LOCATION	<b>1103 Blackstone Blvd.</b> Nappanee 46550 <b>BLACKSTONE lot# 1M</b>
MODEL BASE	<b>JASPER</b>
DATE	<b>7/27/2018</b>
SCALE	<b>NO SCALE</b>
DRAWING	<b>1st FLOOR</b>

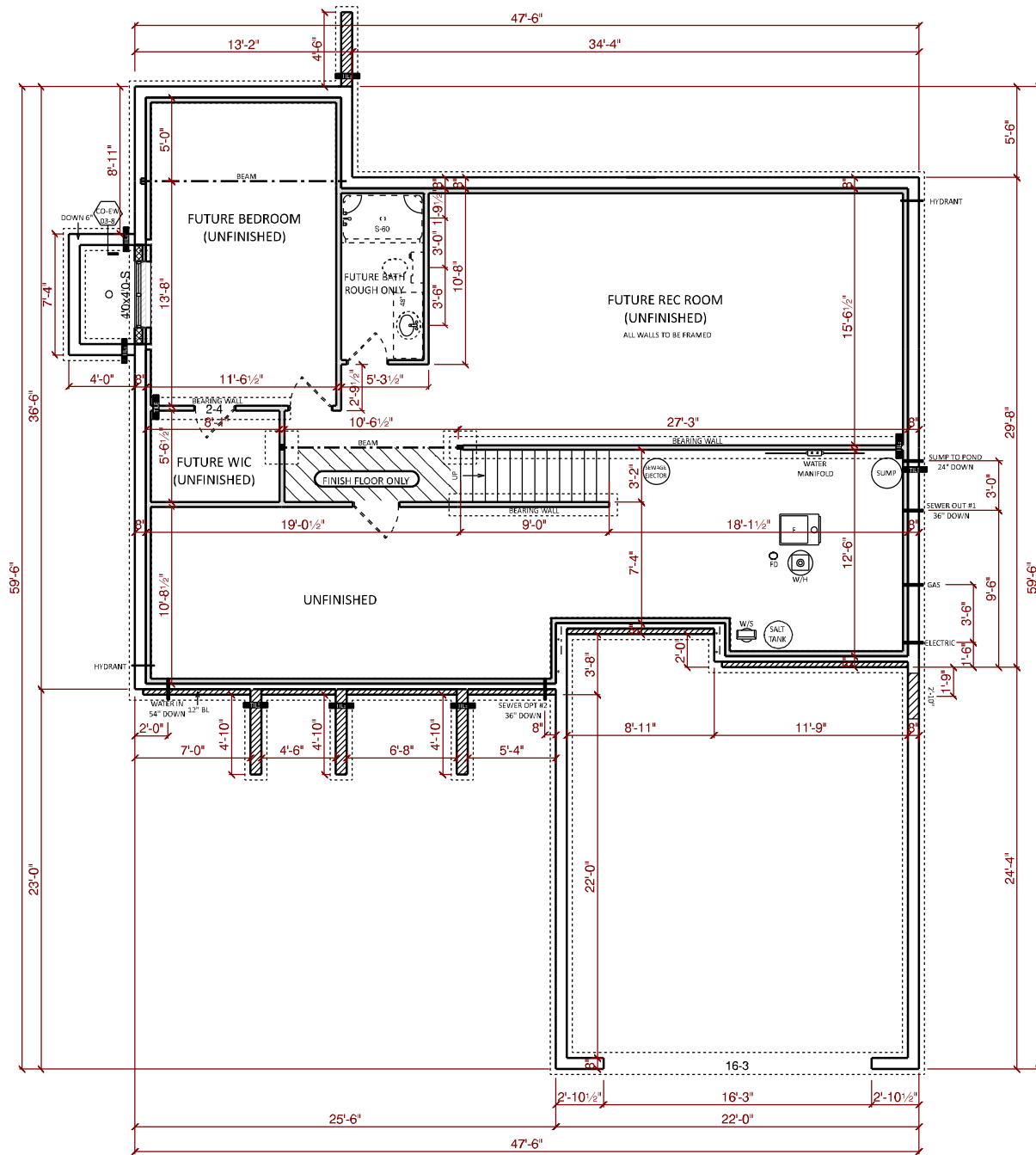


*a better way to build*

1849 W. Lincoln Ave.  
Goshen, IN 46526  
574-533-3100

THIS DRAWING AND ALL INFORMATION CONTAINED HEREIN IS THE PROPERTY OF TEAM CONSTRUCTION CO., INC. AND IS NOT TO BE REPRODUCED WITHOUT THE EXPRESSED WRITTEN PERMISSION OF TEAM CONSTRUCTION CO., INC. TEAM CONSTRUCTION CO., INC. ASSUMES NO RESPONSIBILITY FOR UNAUTHORIZED USE.


JOB NAME	LERNER Chris and Melissa
JOB LOCATION	1103 Blackstone Blvd. Nappanee 46550 BLACKSTONE lot# 1M
MODEL BASE	JASPER
DATE	7/27/2018
SCALE	NO SCALE
DRAWING	2nd FLOOR



NOTES	
96" FOURED WALLS	
TYPICAL: 8" BRICK LEDGES	
12' @ OVERHEAD DOORS	

DETAILS	
CO-FW-03-B	8" WALLS w/ INT & EXT TILE
CO-EW-03-B	EGRESS WINDOW WELL





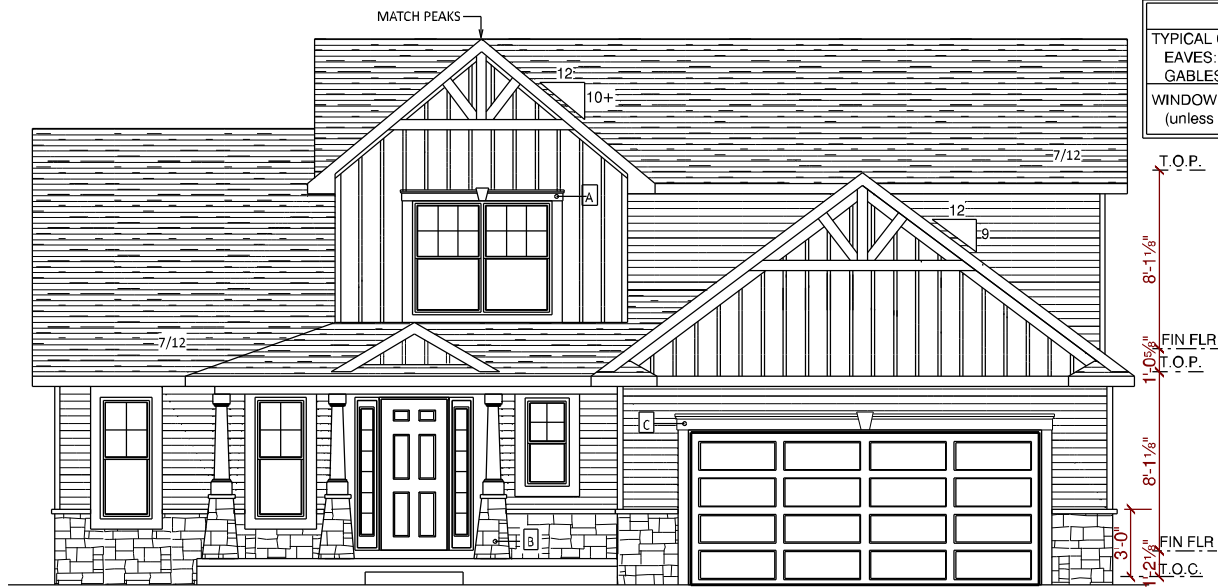
**team**  
construction  
company, inc.

*a better way to build*

1849 W. Lincoln Ave.  
Goshen, IN 46526  
574-533-3100

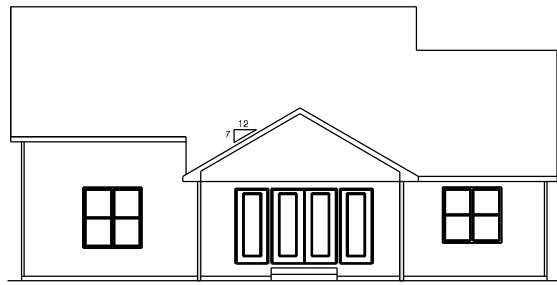
THIS DRAWING AND ALL INFORMATION CONTAINED HEREIN IS THE PROPERTY OF TEAM CONSTRUCTION CO. INC AND IS NOT TO BE REPRODUCED WITHOUT THE EXPRESSED WRITTEN PERMISSION OF TEAM CONSTRUCTION CO. INC. TEAM CONSTRUCTION CO., INC. ASSUMES NO RESPONSIBILITY FOR UNAUTHORIZED USE.

JOB NAME	<b>LERNER</b> Chris and Melissa
JOB LOCATION	<b>1103 Blackstone Blvd.</b> Nappanee 46550 BLACKSTONE lot# 1M
MODEL BASE	<b>JASPER</b>
DATE	<b>7/27/2018</b>
SCALE	<b>NO SCALE</b>
DRAWING	<b>BASEMENT</b>

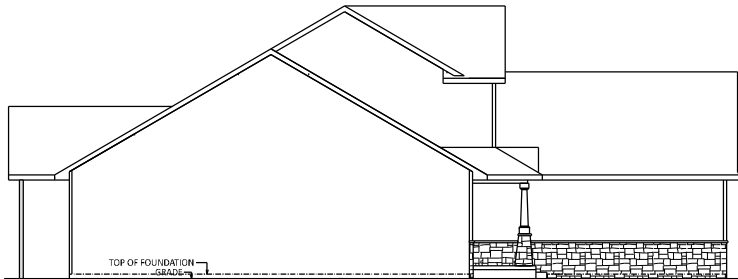


NOTES
TYPICAL OVERHANGS
EAVES: 16"
GABLES: 12"
WINDOW WRAP: 6" P/T (unless noted otherwise)

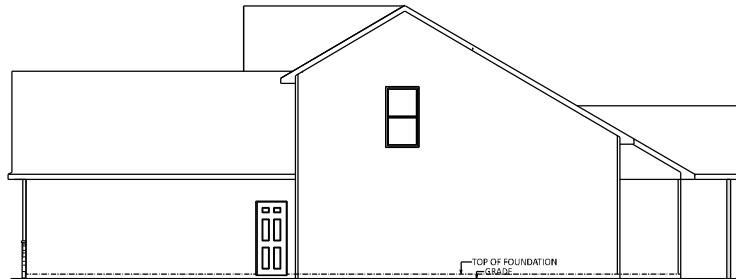
- A → MID-AMERICA 6" STANDARD FLAT PANEL HEADER w/ KEY
- B → PO-C4 PORCH POSTS
- C → MID-AMERICA 9" FLAT PANEL HEADER w/ KEY



REAR ELEVATION  
1/2 SCALE



LEFT ELEVATION  
1/2 SCALE



RIGHT ELEVATION  
1/2 SCALE

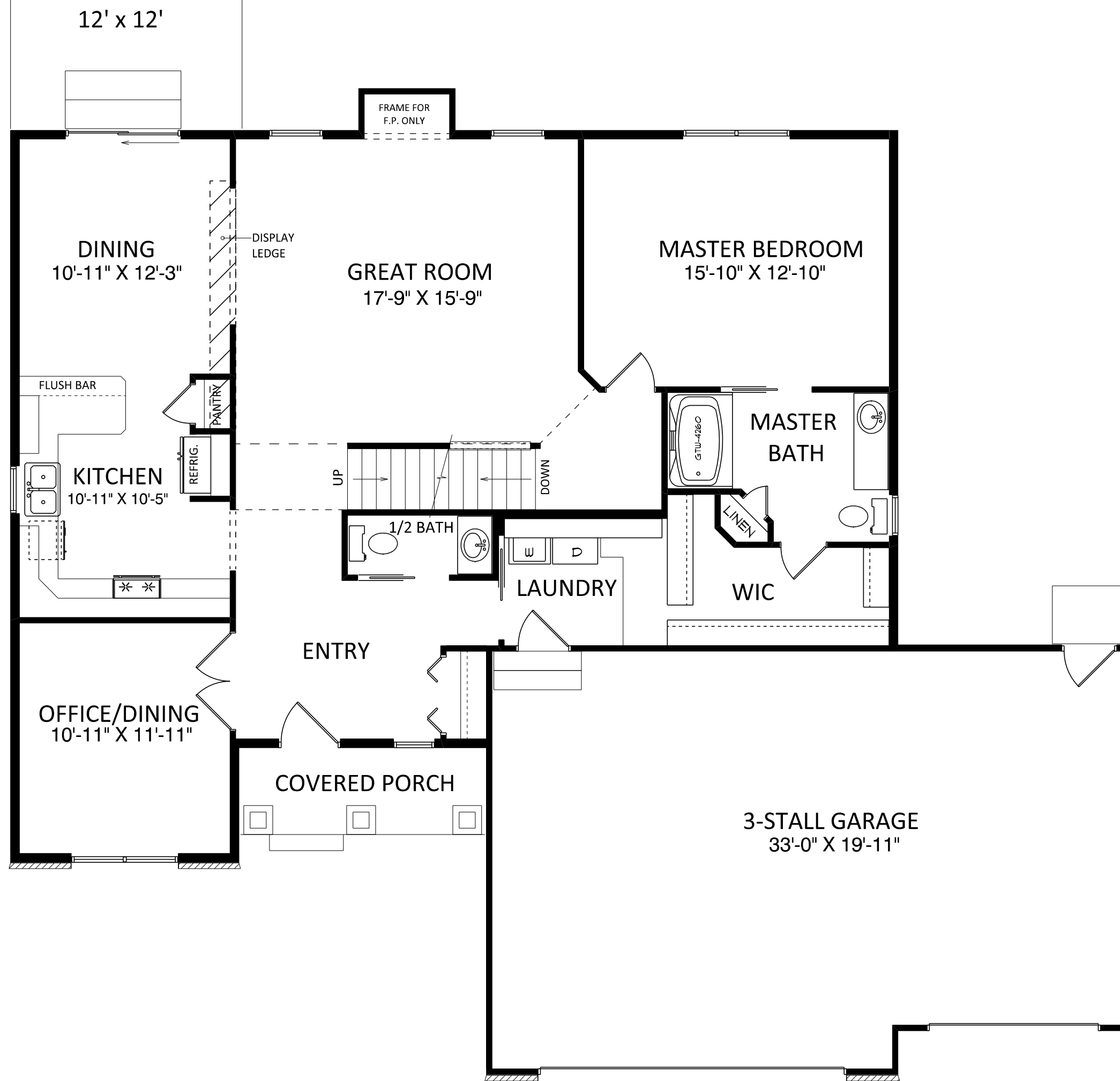


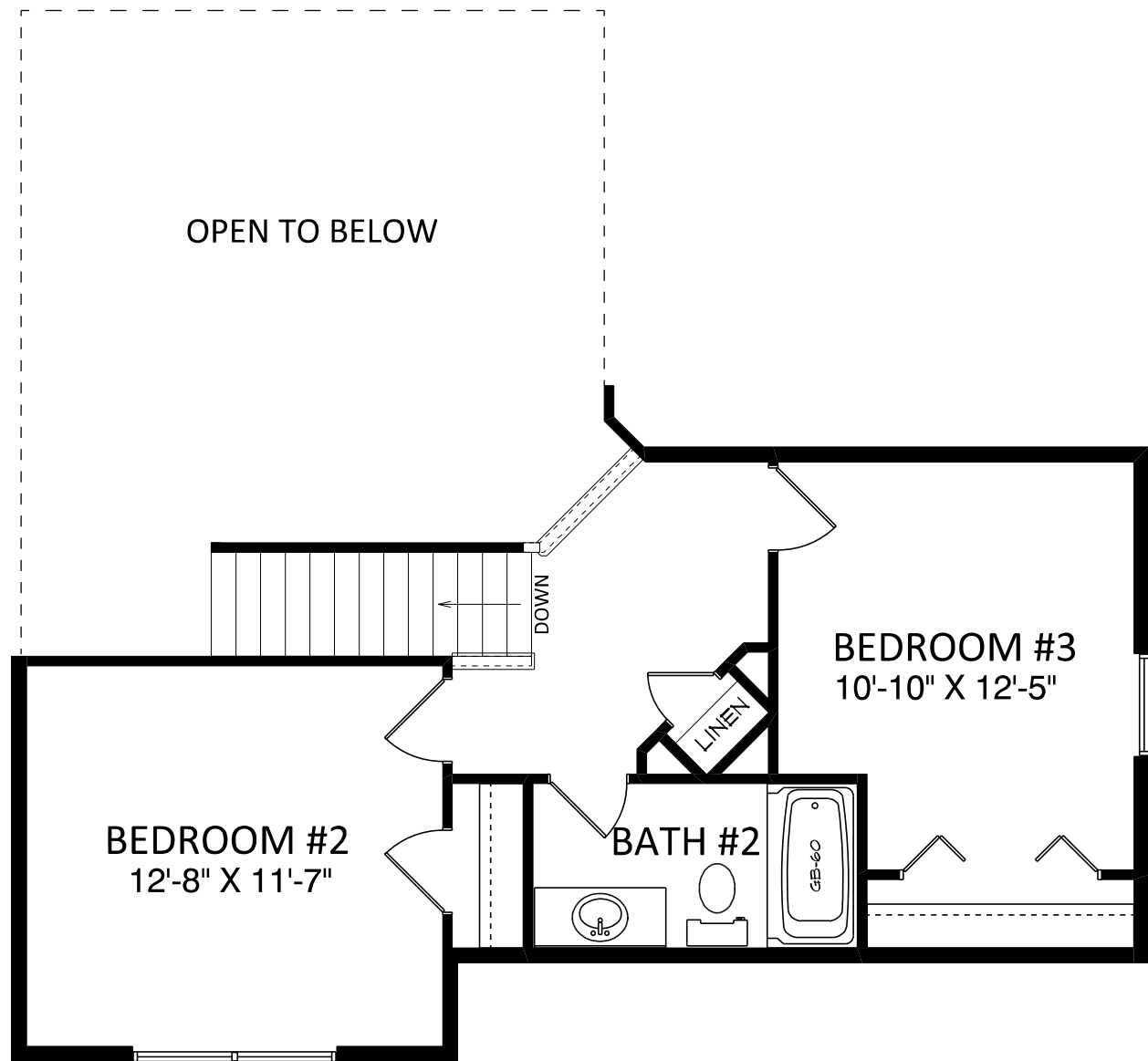
*a better way to build*

1849 W. Lincoln Ave.  
Goshen, IN 46526  
574-533-3100

THIS DRAWING AND ALL INFORMATION CONTAINED HEREIN IS THE PROPERTY OF TEAM CONSTRUCTION CO. INC. AND IS NOT TO BE REPRODUCED WITHOUT THE EXPRESSED WRITTEN PERMISSION OF TEAM CONSTRUCTION CO. INC. TEAM CONSTRUCTION CO., INC. ASSUMES NO RESPONSIBILITY FOR UNAUTHORIZED USE.

JOB NAME	LERNER Chris and Melissa
JOB LOCATION	1103 Blackstone Blvd. Nappanee 46550 BLACKSTONE lot# 1M
MODEL BASE	JASPER
DATE	7/27/2018
SCALE	NO SCALE
DRAWING	ELEVATIONS



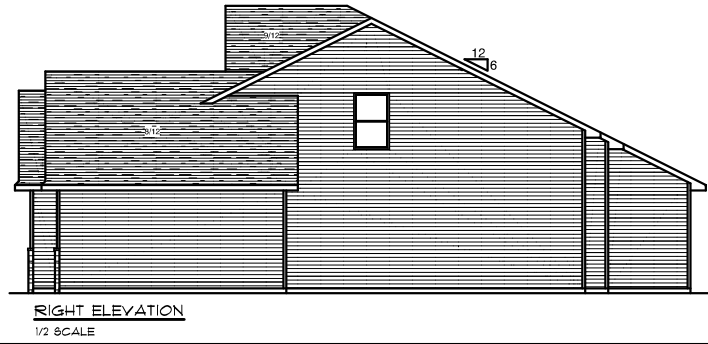
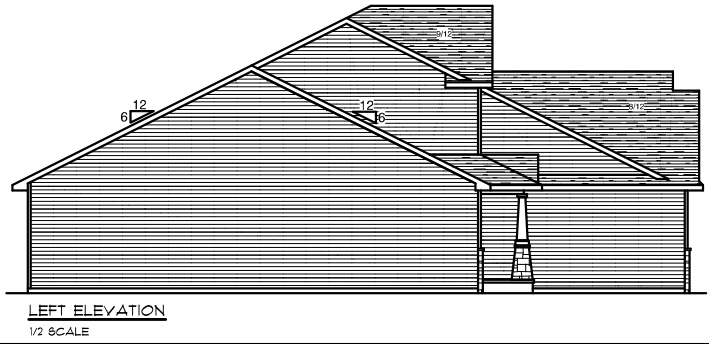


THIS DRAWING AND ALL INFORMATION CONTAINED HEREIN IS THE PROPERTY OF TEAM CONSTRUCTION CO., INC. AND IS NOT TO BE REPRODUCED WITHOUT THE EXPRESSED WRITTEN PERMISSION OF TEAM CONSTRUCTION CO., INC. TEAM CONSTRUCTION CO., INC. ASSUMES NO RESPONSIBILITY FOR UNAUTHORIZED USE.



TYPICAL OVERHANGS:  
 EAVES - 16"  
 GABLES - 12"

A	18" x 24" VENT w/ 4" WRAP
B	MID-AMERICA 6" HEADER w/ KEY
C	6" WRAP
D	MID-AMERICA 9" HEADER w/ KEY



JOB NAME  
**NEVIN & KATIE MILLER**

JOB LOCATION  
**JACKSON TERRACE  
 lot #24**

JOB ADDRESS  
**21032 TERRACE TRAIL  
 NEW PARIS, IN**

MODEL BASE  
**JASPER**

SCALE

DATE  
**September 17, 2010**

DRAWING  
**ELEVATIONS**

THIS DRAWING AND ALL INFORMATION CONTAINED HEREIN IS THE PROPERTY OF TEAM CONSTRUCTION CO., INC. AND IS NOT TO BE REPRODUCED WITHOUT THE EXPRESSED WRITTEN PERMISSION OF TEAM CONSTRUCTION CO., INC. TEAM CONSTRUCTION CO., INC. ASSUMES NO RESPONSIBILITY FOR UNAUTHORIZED USE.

NOTES

1. PELLA PROLINE CLAD DBL. HUNG WINDOWS.
- 2.
- 3.

FIRST FLOOR LIVING AREA - 1,451 sq ft

SECOND FLOOR LIVING AREA - 469 sq ft

TOTAL LIVING AREA - 1,920 sq ft

BASEMENT FINISHED AREA - 0 sq ft

GARAGE AREA - 585 sq ft

COVERED PORCH AREA - 113 sq ft

DECK AREA - 0 sq ft

JOB NAME  
**NEVIN & KATIE MILLER**

JOB LOCATION  
**JACKSON TERRACE  
 lot #24**

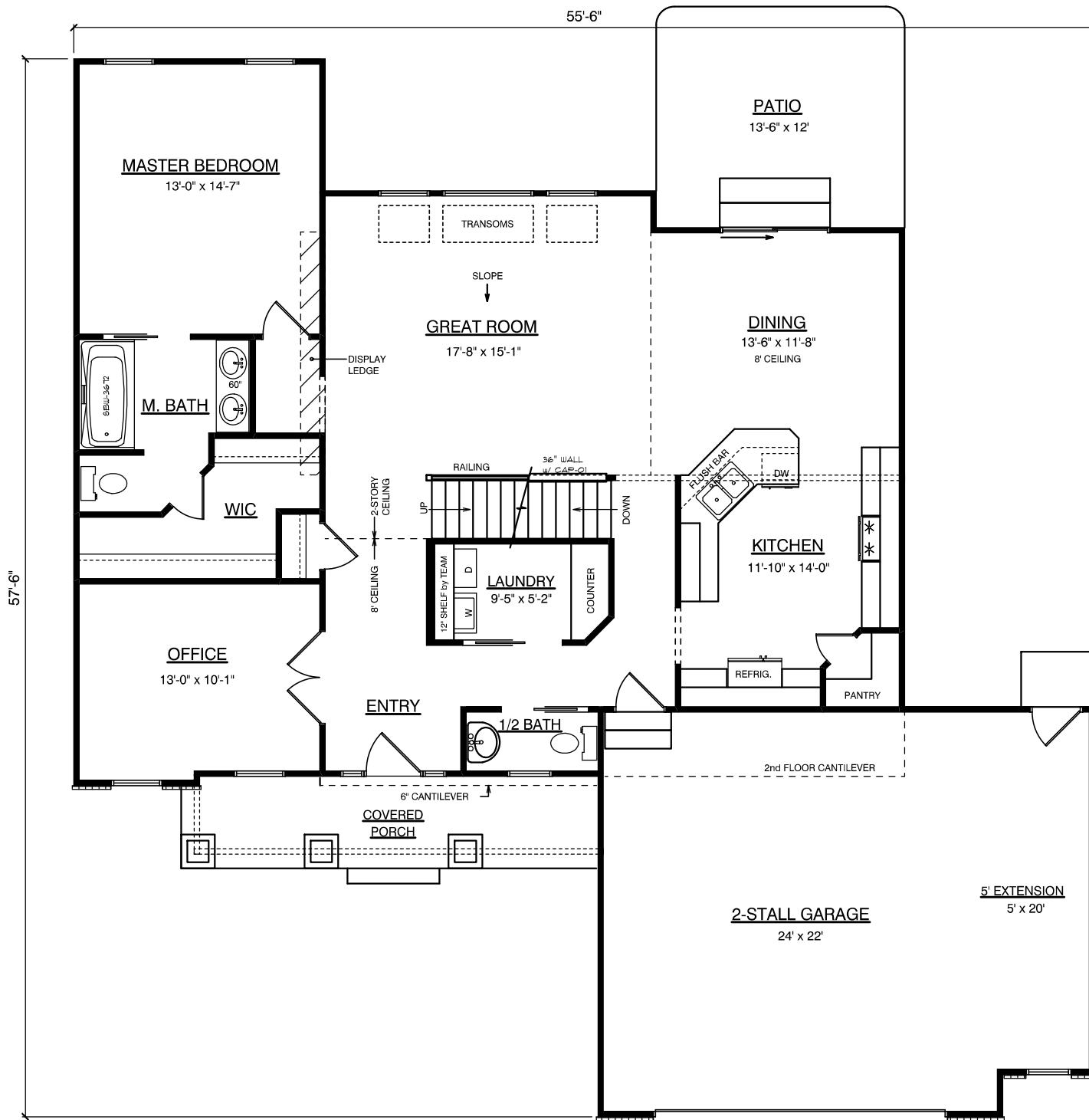
JOB ADDRESS  
**21032 TERRACE TRAIL  
 NEW PARIS, IN**

MODEL BASE  
**CUSTOM**

SCALE  
 1/8" = 1'-0"

DATE  
 September 17, 2010

DRAWING  
**FIRST FLOOR PLAN**

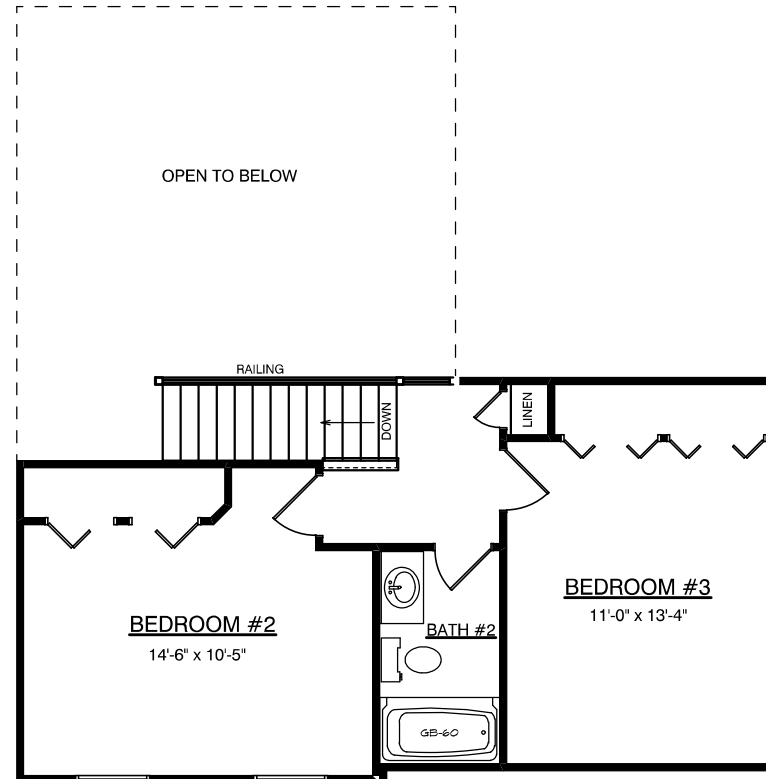




THIS DRAWING AND ALL INFORMATION CONTAINED HEREIN IS THE PROPERTY OF TEAM CONSTRUCTION CO., INC. AND IS NOT TO BE REPRODUCED WITHOUT THE EXPRESSED WRITTEN PERMISSION OF TEAM CONSTRUCTION CO., INC. TEAM CONSTRUCTION CO., INC. ASSUMES NO RESPONSIBILITY FOR UNAUTHORIZED USE.

NOTES

1. PELLA PROLINE CLAD DBL. HUNG WINDOWS.
- 2.
- 3.



JOB NAME  
**NEVIN & KATIE MILLER**

JOB LOCATION  
**JACKSON TERRACE  
 lot #24**

JOB ADDRESS  
**21032 TERRACE TRAIL  
 NEW PARIS, IN**

MODEL BASE  
**CUSTOM**

SCALE  
 1/8" = 1'-0"

DATE  
 September 17, 2010

DRAWING  
**SECOND FLOOR PLAN**

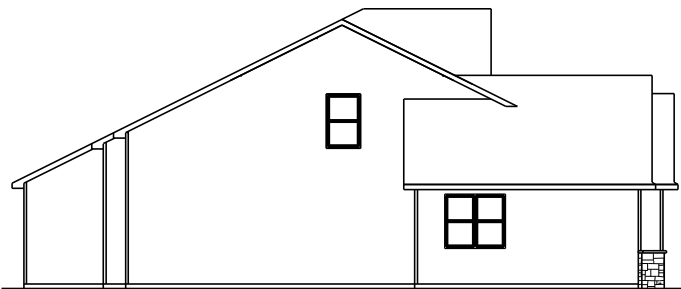


NOTES	
TYPICAL OVERHANGS	
EAVES:	16"
GABLES:	12"
WINDOW WRAP: 6" P/T (unless noted otherwise)	

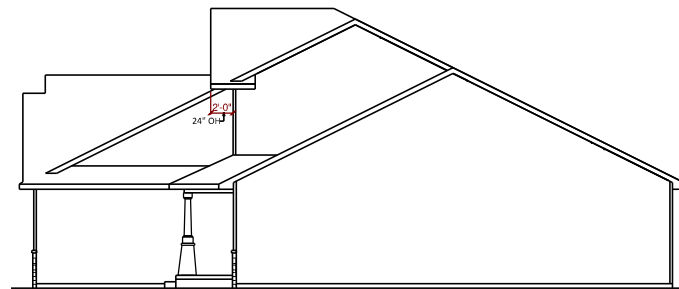
- A → MID-AMERICA 6" STANDARD FLAT PANEL HEADER w/ KEY
- B → PO-C4 PORCH POSTS
- C → MID-AMERICA 9" OHD HEADER w/ KEY
- D → MID-AMERICA 12"x18" RECTANGLE



REAR ELEVATION  
1/8" = 1'-0"



LEFT ELEVATION  
1/8" = 1'-0"



RIGHT ELEVATION  
1/8" = 1'-0"

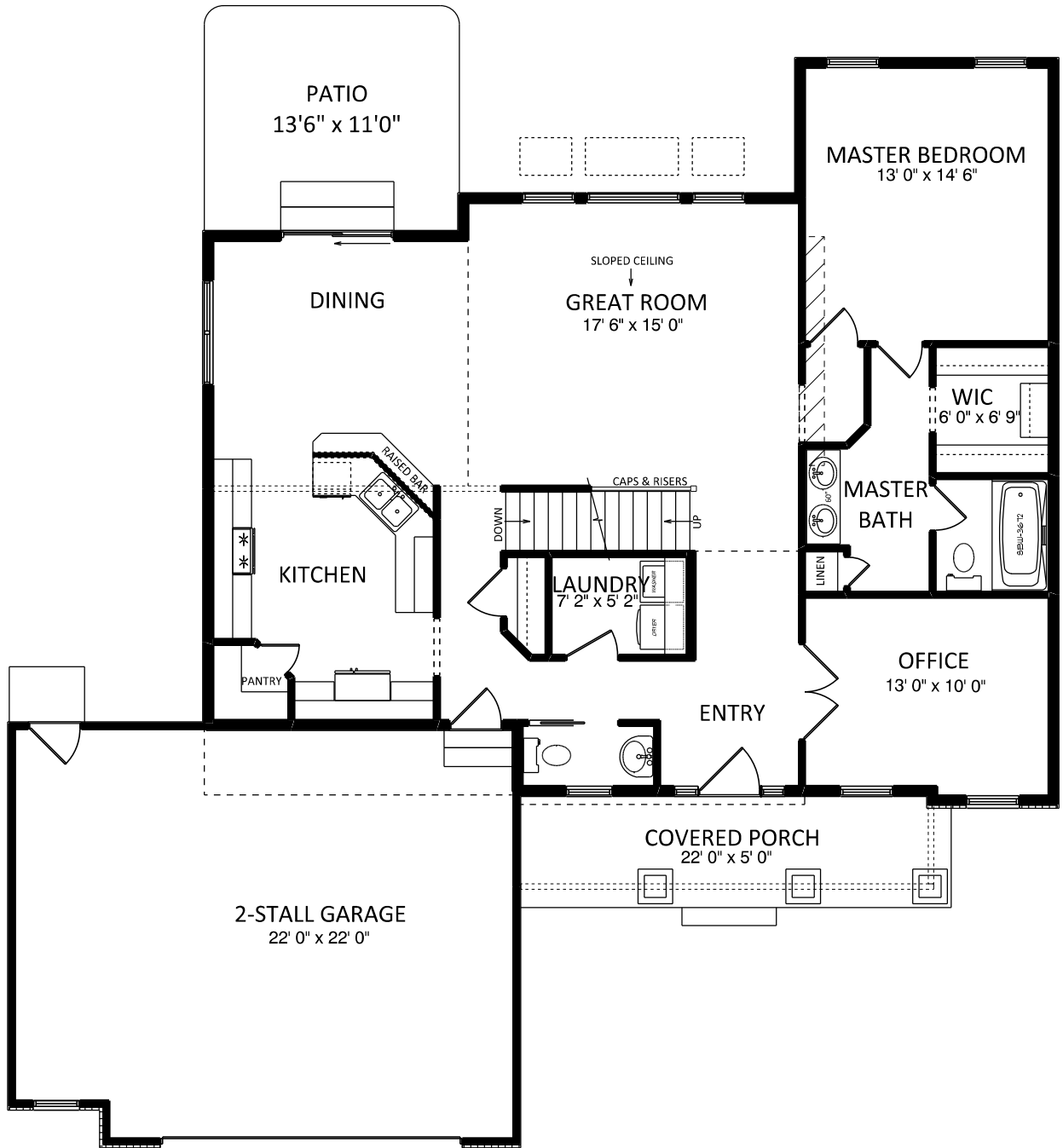
**team**  
construction  
company, inc.

*a better way to build*

1249 W. Lincoln Ave.  
Goshen, IN 46526  
574-533-3100

THIS DRAWING AND ALL INFORMATION CONTAINED HEREIN IS THE PROPERTY OF TEAM CONSTRUCTION CO., INC. AND IS NOT TO BE REPRODUCED WITHOUT THE EXPRESSED WRITTEN PERMISSION OF TEAM CONSTRUCTION CO., INC. TEAM CONSTRUCTION CO., INC. ASSUMES NO RESPONSIBILITY FOR UNAUTHORIZED USE.

JOB NAME	PENLAND Billy and Stephanie
JOB LOCATION	2402 Tulip Blvd. Goshen 46526 THE GARDENS lot#133
MODEL BASE	JASPER
DATE	4/14/2017
SCALE	NO SCALE
DRAWING	ELEVATIONS



NOTES	
2x6 EXT WALLS 24" O/C	
11-7/8" I-JOISTS	
PELLA PROLINE WINDOWS	
2-1/4" CASING	
ALL CEILINGS 8'	
(unless otherwise noted)	

SQUARE FOOTAGE	
1st Floor	1451 sq. ft.
2nd Floor	469 sq. ft.
Garage	584 sq. ft.
Covered Porch	110 sq. ft.



*a better way to build*

1249 W. Lincoln Ave.  
Goshen, IN 46526  
574-533-3100

THIS DRAWING AND ALL INFORMATION CONTAINED HEREIN IS THE PROPERTY OF TEAM CONSTRUCTION CO., INC. AND IS NOT TO BE REPRODUCED WITHOUT THE EXPRESSED WRITTEN PERMISSION OF TEAM CONSTRUCTION CO., INC. TEAM CONSTRUCTION CO., INC. ASSUMES NO RESPONSIBILITY FOR UNAUTHORIZED USE.

JOB NAME	PENLAND Billy and Stephanie
JOB LOCATION	2402 Tulip Blvd. Goshen 46526 THE GARDENS lot#133
MODEL BASE	JASPER
DATE	4/14/2017
SCALE	NO SCALE
DRAWING	1st FLOOR



NOTES
2x6 EXT WALLS 24" O/C
11-7/8" I-JOISTS
PELLA PROLINE WINDOWS
2-1/4" CASING
ALL CEILINGS 8'
(unless otherwise noted)



1849 W. Lincoln Ave.  
Goshen, IN 46526  
514-533-3100

THIS DRAWING AND ALL INFORMATION CONTAINED HEREIN IS THE PROPERTY OF TEAM CONSTRUCTION CO., INC. AND IS NOT TO BE REPRODUCED WITHOUT THE EXPRESSED WRITTEN PERMISSION OF TEAM CONSTRUCTION CO., INC. TEAM CONSTRUCTION CO., INC. ASSUMES NO RESPONSIBILITY FOR UNAUTHORIZED USE.

JOB NAME  
**PENLAND**  
**Billy and Stephanie**

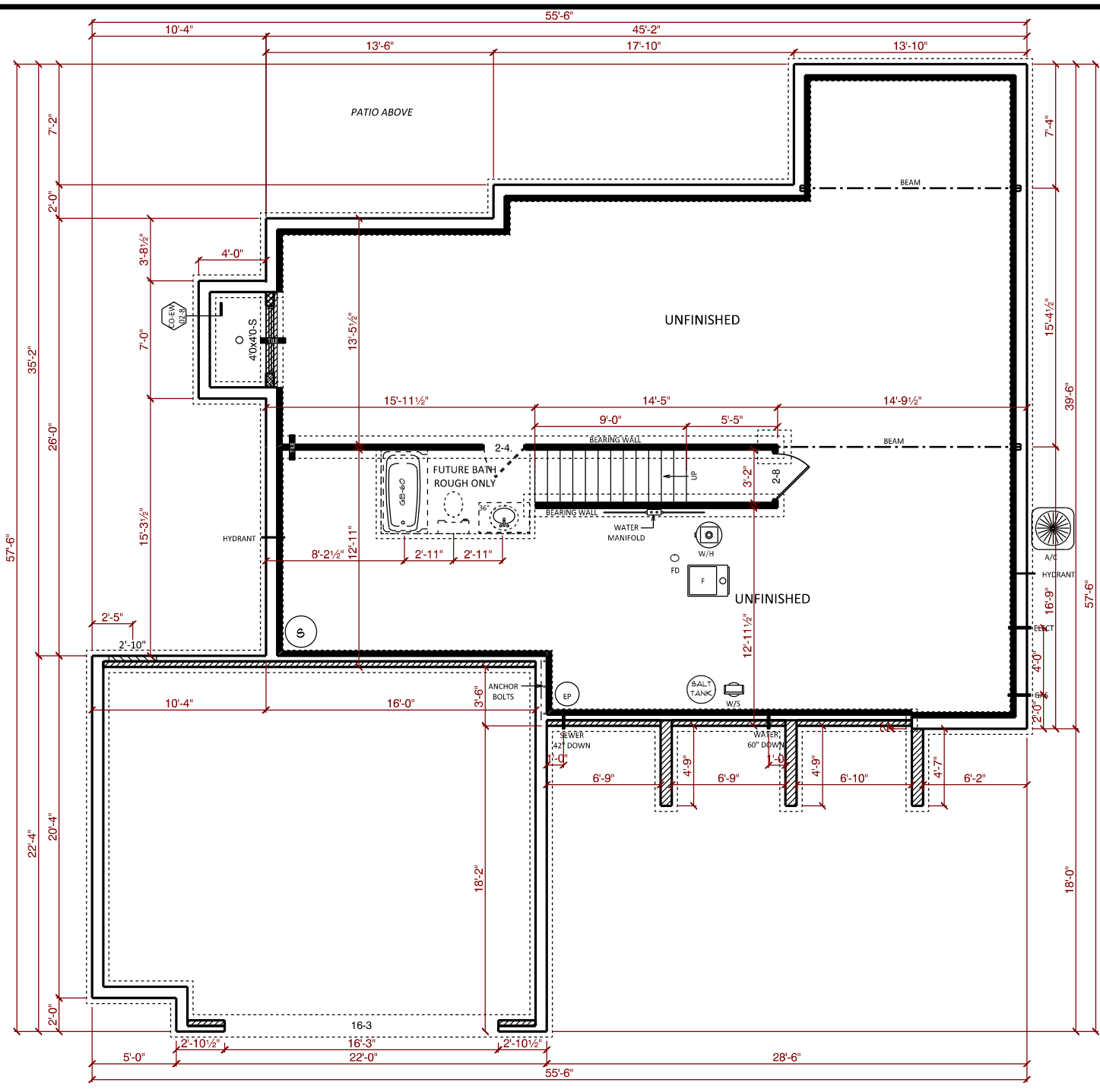
JOB LOCATION  
**2402 Tulip Blvd.**  
**Goshen 46526**  
**THE GARDENS lot#133**

MODEL BASE  
**JASPER**

DATE  
**4/14/2017**

SCALE  
**NO SCALE**

DRAWING  
**2nd FLOOR**



NOTES	
96" POURED WALLS	
TYPICAL: 8" BRICK LEDGES	
12" @ OVERHEAD DOORS	
TILE	→ BLOCK FOOTER FOR TILE

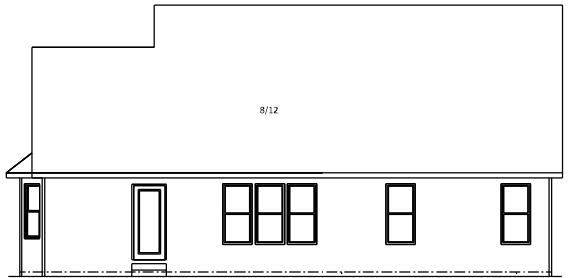
DETAILS	
CO-FW-02-8	8" WALLS w/ INT TILE
CO-EW-02-8	EGRESS WINDOW WELL

**team**  
 construction  
 company, inc.  
*a better way to build*

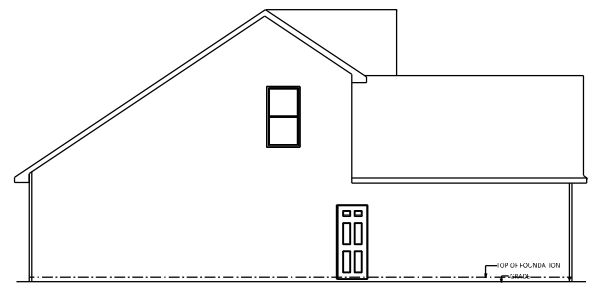
1249 W. Lincoln Ave.  
 Goshen, IN 46536  
 574-533-3100

THIS DRAWING AND ALL INFORMATION CONTAINED HEREIN IS THE PROPERTY OF TEAM CONSTRUCTION CO., INC. AND IS NOT TO BE REPRODUCED WITHOUT THE EXPRESSED WRITTEN PERMISSION OF TEAM CONSTRUCTION CO., INC. TEAM CONSTRUCTION CO., INC. ASSUMES NO RESPONSIBILITY FOR UNAUTHORIZED USE.

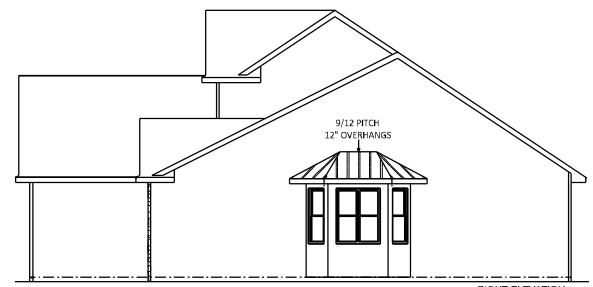
JOB NAME	PENLAND Billy and Stephanie
JOB LOCATION	2402 Tulip Blvd. Goshen 46526 THE GARDENS lot#133
MODEL BASE	JASPER
DATE	4/14/2017
SCALE	NO SCALE
DRAWING	BASEMENT



REAR ELEVATION  
 1/2 SCALE



LEFT ELEVATION  
 1/2 SCALE



RIGHT ELEVATION  
 1/2 SCALE

JOB NAME	RANGEL-SONORA Ailynn & Alejandro
JOB LOCATION	2628 Redspire Blvd. Goshen 46526 The Gardens Lot #88
MODEL BASE	JASPER
DATE	1/7/2020
SCALE	NO SCALE
DRAWING	ELEVATIONS



1849 W. Lincoln Ave.  
Goshen, IN 46526  
574-533-3100

THIS DRAWING AND ALL INFORMATION CONTAINED HEREIN IS THE PROPERTY OF TEAM CONSTRUCTION CO., INC. AND IS NOT TO BE REPRODUCED OR USED IN ANY MANNER WITHOUT THE WRITTEN PERMISSION OF TEAM CONSTRUCTION CO., INC. TEAM CONSTRUCTION CO., INC. ASSUMES NO LIABILITY FOR UNAUTHORIZED USE.

**SQUARE FOOTAGE**

1st Floor	1449 sq. ft.
Garage	489 sq. ft.
Covered Porch	62 sq. ft.

JOB NAME  
**RANGEL-SONORA**  
Ailynn & Alejandro

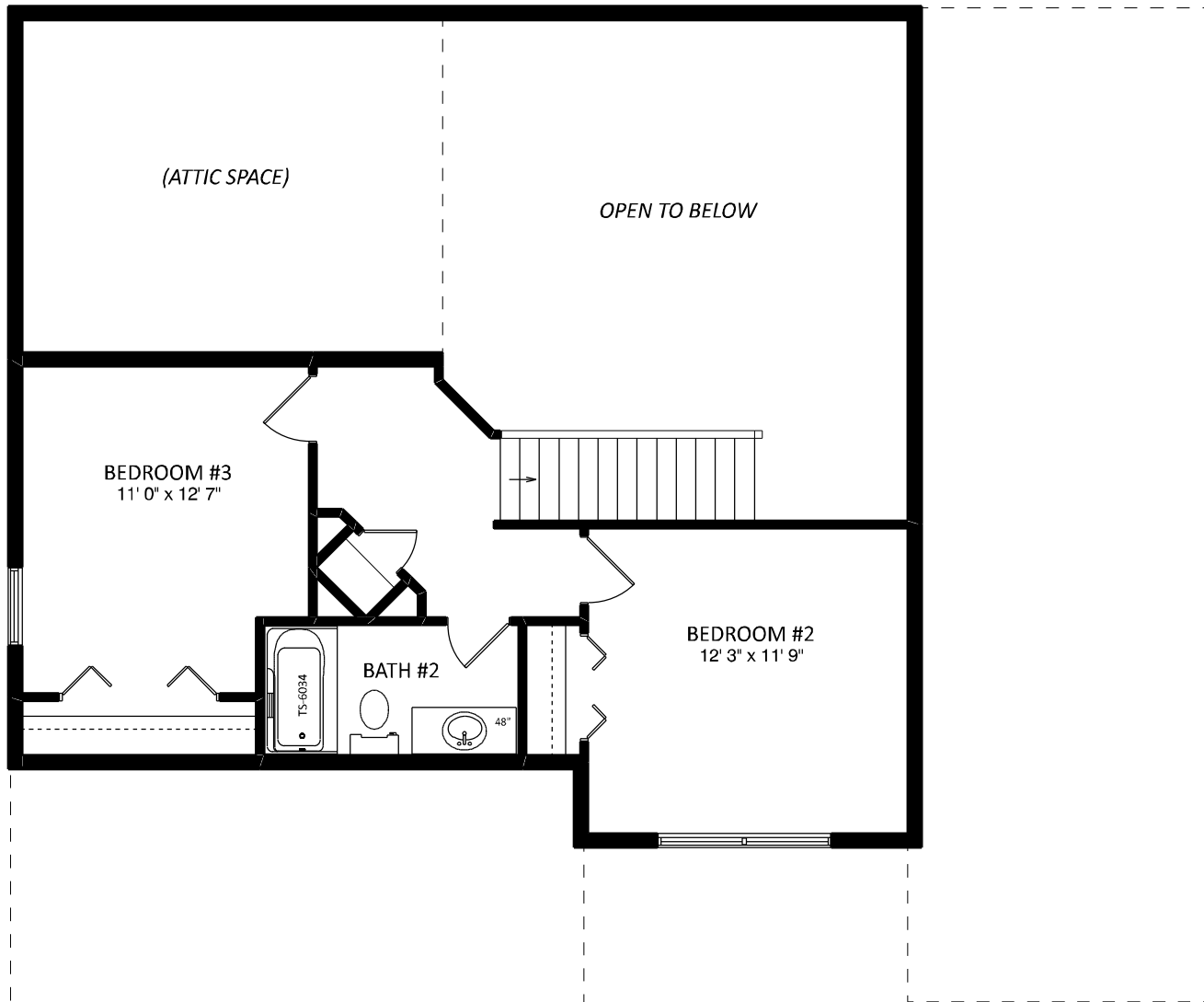
JOB LOCATION  
2628 Redspire Blvd.  
Goshen 46526  
The Gardens Lot #88

MODEL BASE  
JASPER

DATE  
1/7/2020

SCALE  
NO SCALE

DRAWING  
1st FLOOR



**team**  
 construction  
 company, inc.  
*a better way to build*

1849 W. Lincoln Ave.  
 Goshen, IN 46526  
 574-533-3100

THIS DRAWING AND ALL INFORMATION CONTAINED HEREIN IS THE PROPERTY OF TEAM CONSTRUCTION CO., INC. AND IS NOT TO BE REPRODUCED WITHOUT THE EXPRESS WRITTEN PERMISSION OF TEAM CONSTRUCTION CO., INC. TEAM CONSTRUCTION CO., INC. ASSUMES NO RESPONSIBILITY FOR IMPROPER USE.

JOB NAME

RANGEL-SONORA  
 Ailynn & Alejandro

JOB LOCATION

2628 Redspire Blvd.  
 Goshen 46526  
 The Gardens Lot #88

MODEL BASE

JASPER

DATE

1/7/2020

SCALE

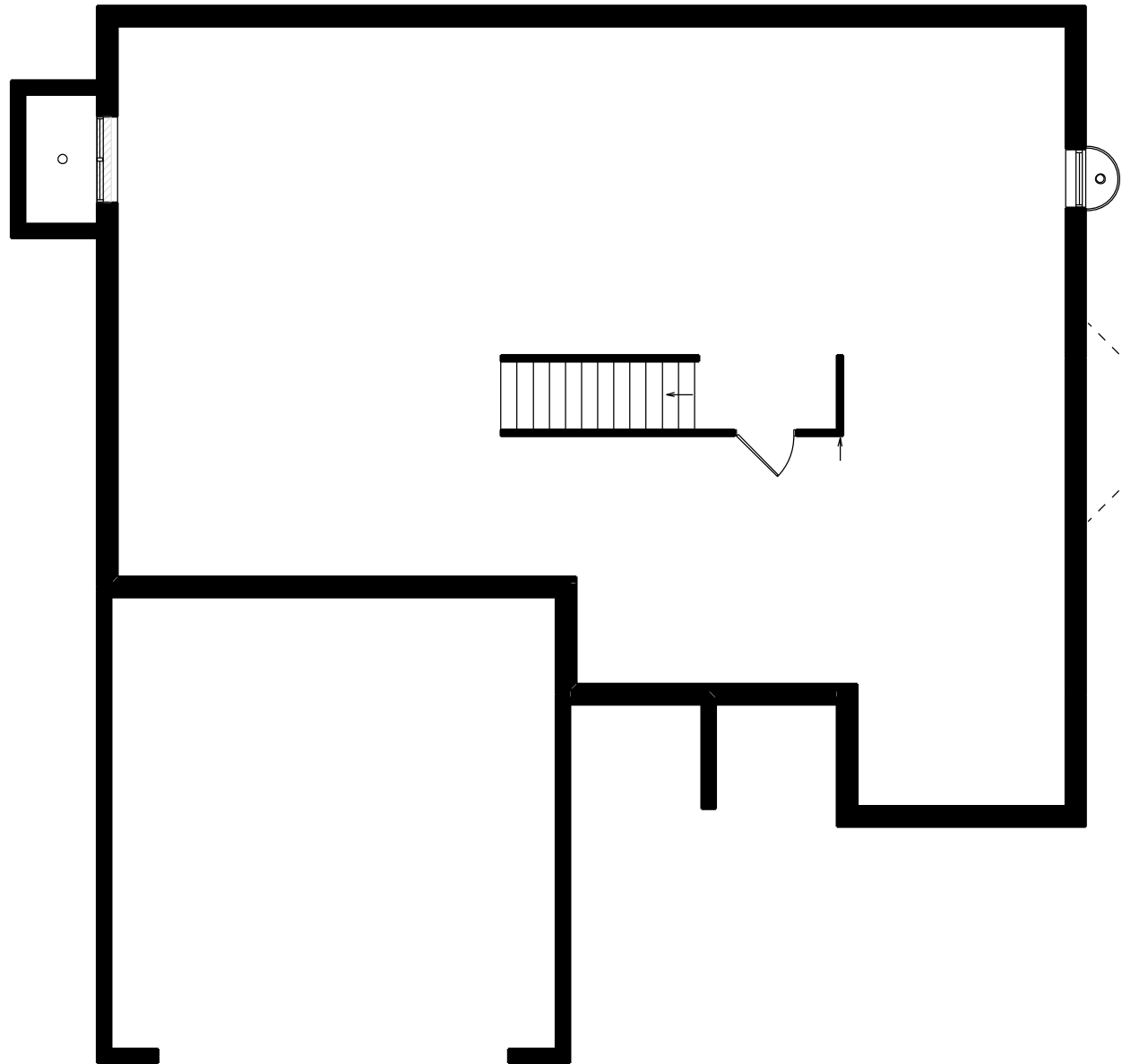
NO SCALE

DRAWING

2nd FLOOR



PATIO ABOVE



**team**  
construction  
company, inc.  
*a better way to build*

1849 W. Lincoln Ave.  
Goshen, IN 46526  
574-533-3100

THIS DRAWING AND ALL INFORMATION CONTAINED HEREIN IS THE PROPERTY OF TEAM CONSTRUCTION CO., INC. AND IS NOT TO BE REPRODUCED OR USED IN ANY MANNER WITHOUT THE WRITTEN PERMISSION OF TEAM CONSTRUCTION CO., INC. TEAM CONSTRUCTION CO., INC. ASSUMES NO LIABILITY FOR ANY ERRORS OR OMISSIONS.

JOB NAME

RANGEL-SONORA  
Ailynn & Alejandro

JOB LOCATION

2628 Redspire Blvd.  
Goshen 46526  
The Gardens Lot #88

MODEL BASE

JASPER

DATE

1/7/2020

SCALE

NO SCALE

DRAWING

BASEMENT



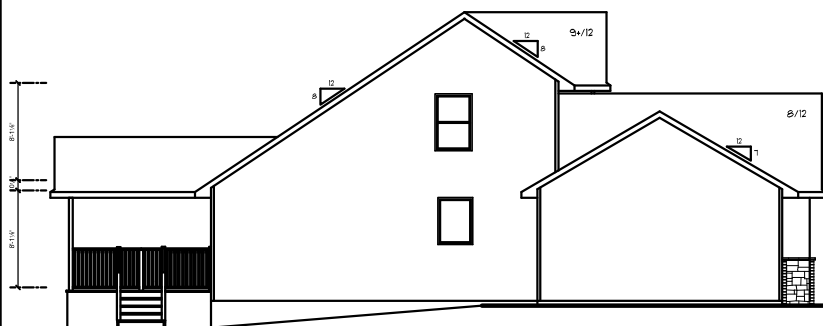
FRONT ELEVATION

TYPICAL OVERHANGS:  
EAVES - 16"  
GABLES - 12"

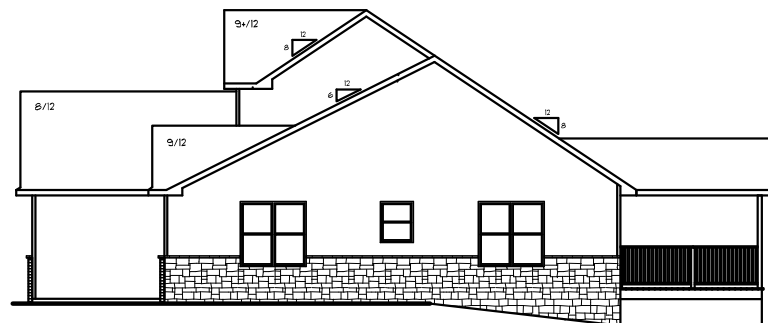
A	MID-AMERICA 30" DESIGNER VENT w/ KEYS
B	8" PRIME TRIM COLUMN
C	6" PRIME TRIM WRAP
D	4" PRIME TRIM WRAP



REAR ELEVATION  
1/2 SCALE



LEFT ELEVATION  
1/2 SCALE



RIGHT ELEVATION  
1/2 SCALE

JOB NAME	ANDY STILLSON
JOB LOCATION	WESTGATE CROSSING LOT 28
JOB ADDRESS	202 LAURELWOOD COURT WAKARUSA, INDIANA 46573
MODEL BASE	JASPER
SCALE	N.T.S.
DATE	September 01, 2011
DRAWING	ELEVATIONS

"your design build professional"

P.O. Box 535  
 Goshen, IN 46527  
 574-533-3100

THIS DRAWING AND ALL INFORMATION CONTAINED HEREIN IS THE PROPERTY OF TEAM CONSTRUCTION CO., INC. AND IS NOT TO BE REPRODUCED WITHOUT THE EXPRESSED WRITTEN PERMISSION OF TEAM CONSTRUCTION CO., INC. TEAM CONSTRUCTION CO., INC. ASSUMES NO RESPONSIBILITY FOR UNAUTHORIZED USE.

NOTES

1. PELLA PROLINE CLAD DBL. HUNG WINDOWS.
- 2.
- 3.

FIRST FLOOR AREA - 1,434 sq ft

SECOND FLOOR AREA - 480 sq ft

TOTAL LIVING AREA - 1,914 sq ft

BASEMENT FINISHED AREA - 986 sq ft

GARAGE AREA - 723 sq ft

COVERED PORCH AREA - 55 sq ft

COVERED DECK AREA - 144 sq ft

PATIO AREA - 144 sq ft

JOB NAME  
**ANDY STILLSON**

JOB LOCATION  
**WESTGATE CROSSING  
 LOT 28**

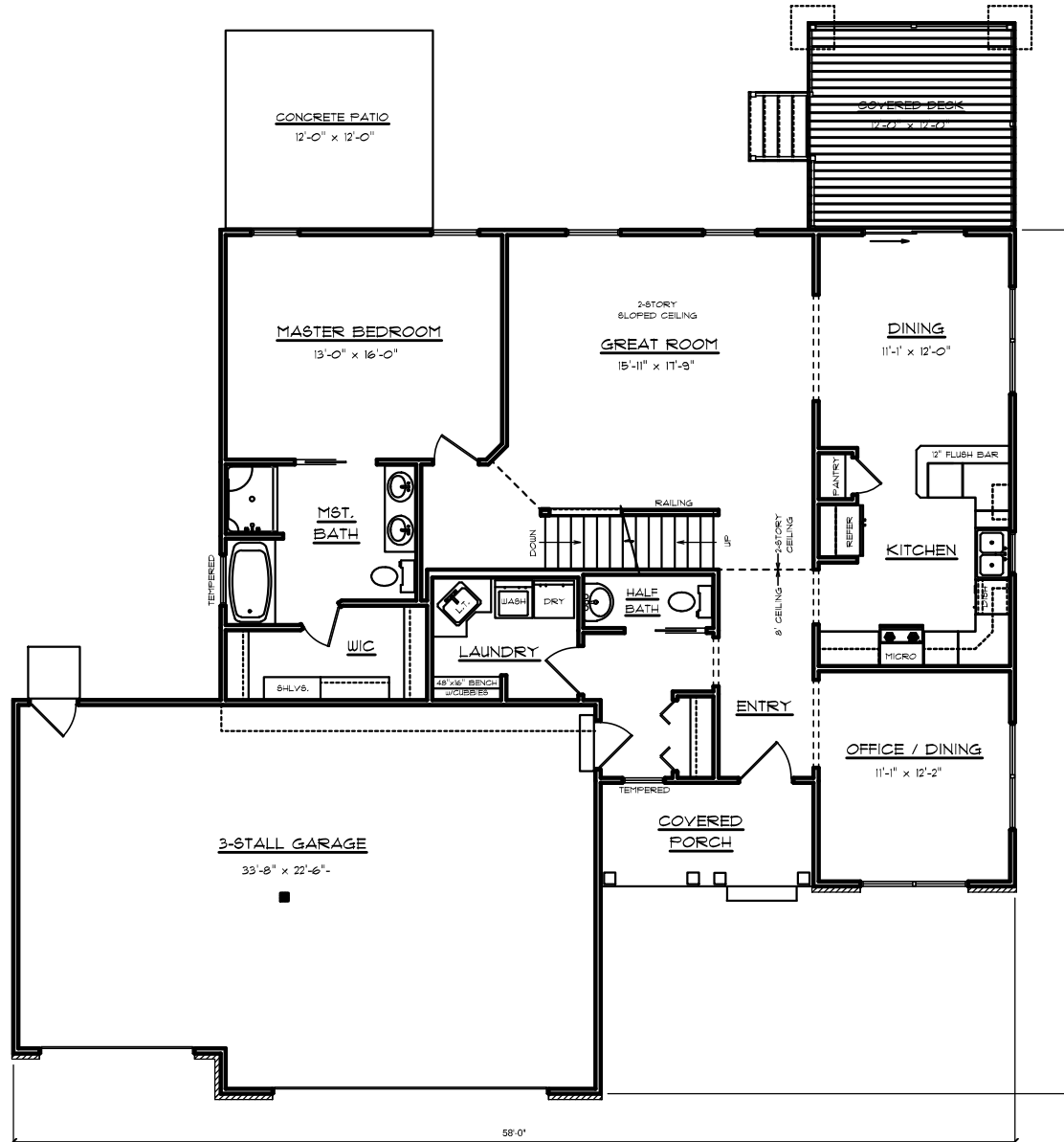
JOB ADDRESS  
**202 LAURELWOOD COURT  
 WAKARUSA, INDIANA 46573**

MODEL BASE  
**JASPER**

SCALE  
**N.T.S.**

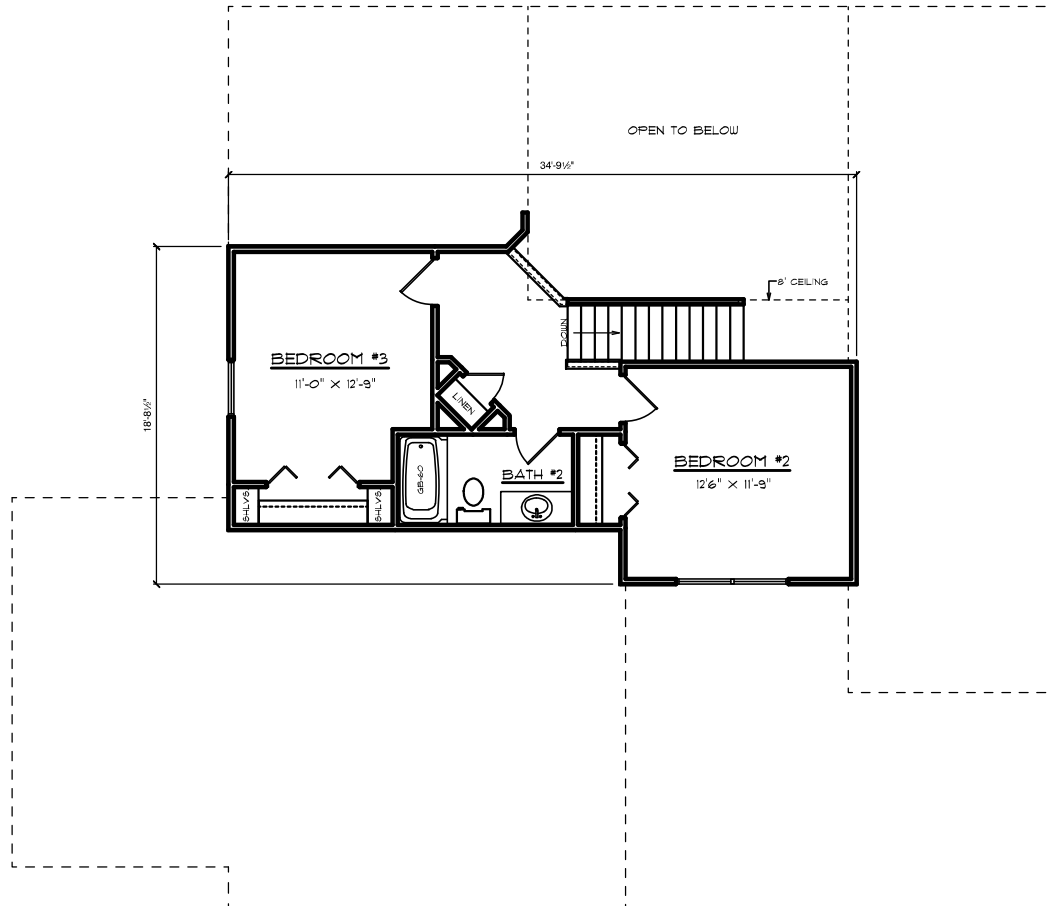
DATE  
**September 01, 2011**

DRAWING  
**FIRST FLOOR PLAN**



NOTES

1. PELLA PROLINE CLAD DBL HUNG WINDOWS.
- 2.
- 3.



JOB NAME

ANDY STILLSON

JOB LOCATION

WESTGATE CROSSING  
 LOT 28

JOB ADDRESS

202 LAURELWOOD COURT  
 WAKARUSA, INDIANA 46573

MODEL BASE

JASPER

SCALE

N.T.S.

DATE

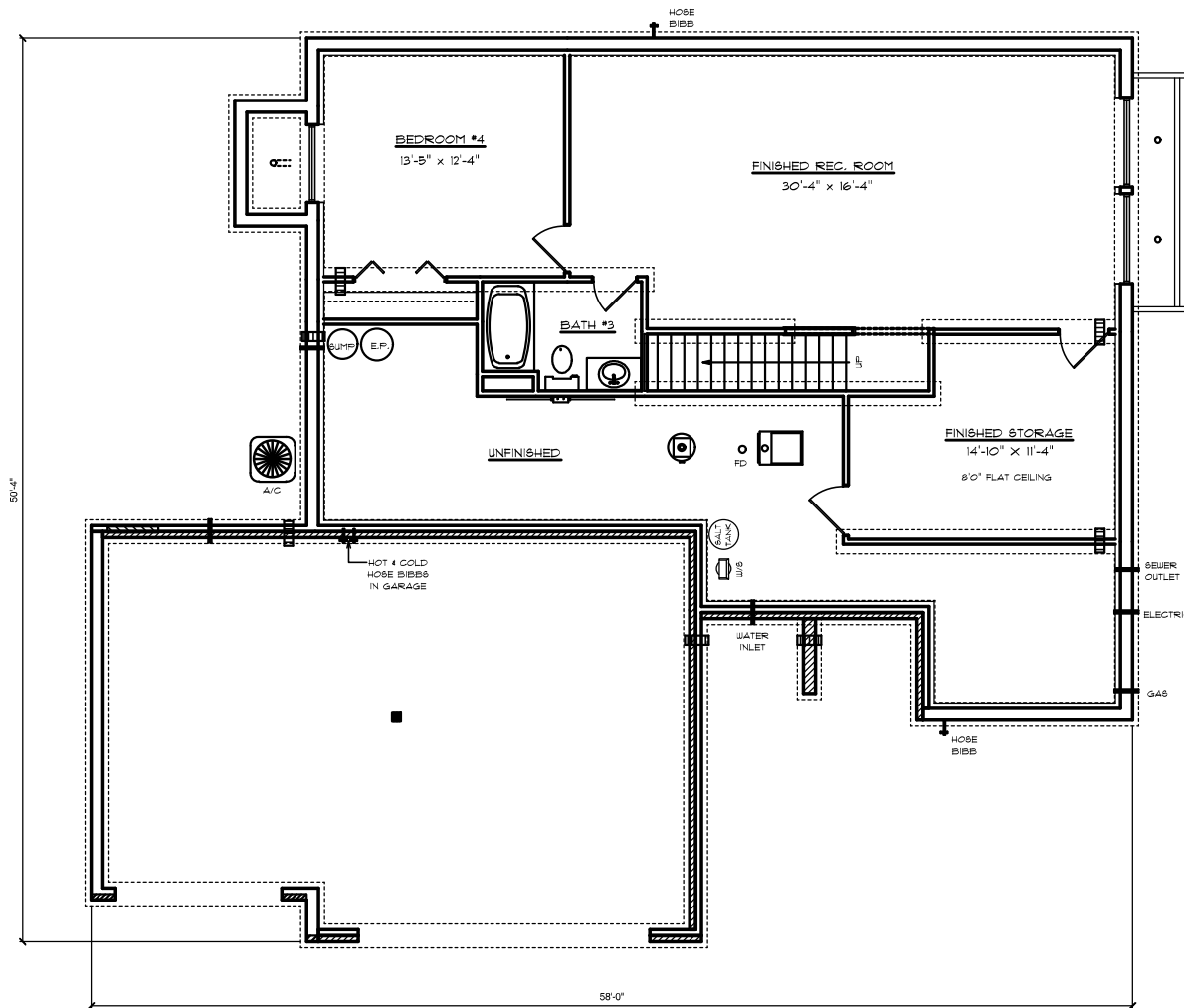
September 01, 2011

DRAWING

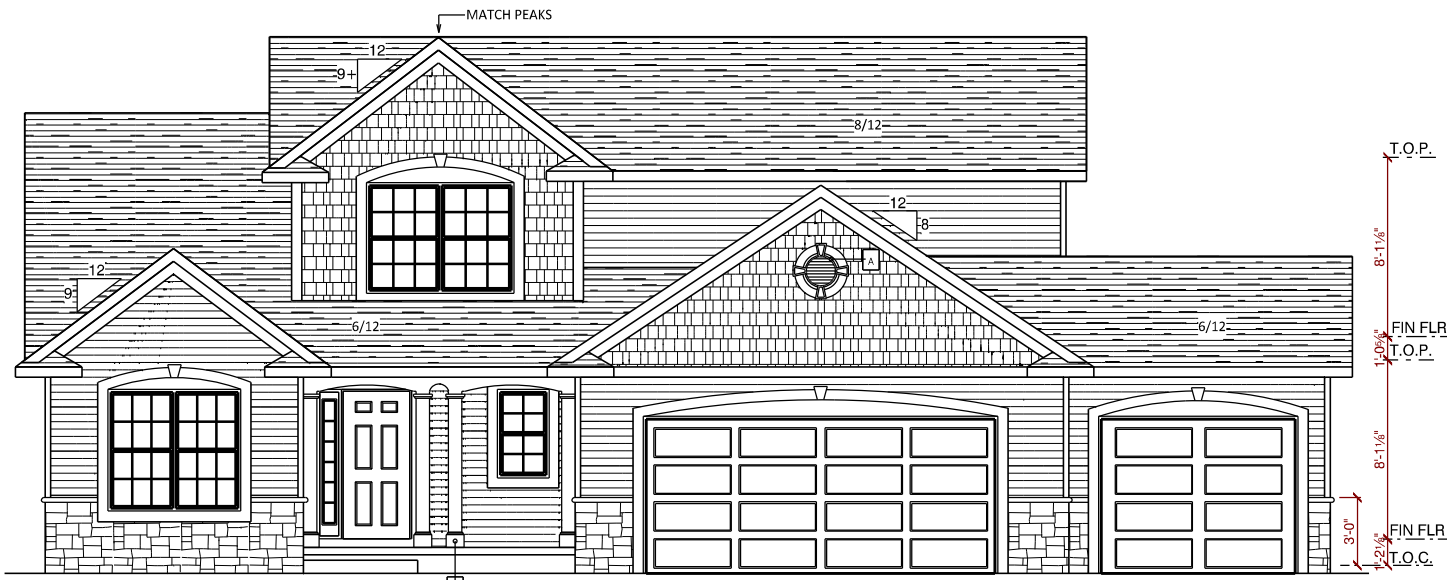
SECOND FLOOR PLAN

NOTES

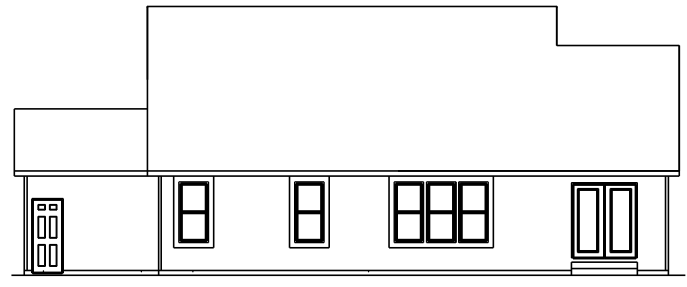
1. PELLA PROLINE CLAD DBL. HUNG WINDOWS.
- 2.
- 3.



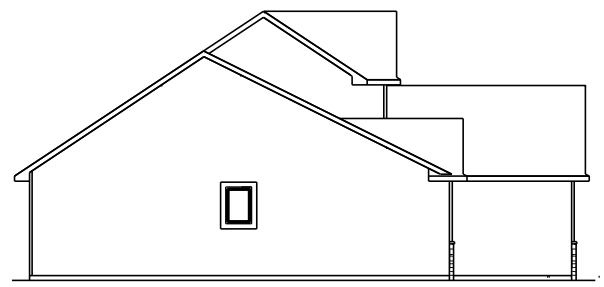
JOB NAME	ANDY STILLSON
JOB LOCATION	WESTGATE CROSSING LOT 28
JOB ADDRESS	202 LAURELWOOD COURT WAKARUSA, INDIANA 46573
MODEL BASE	JASPER
SCALE	N.T.S.
DATE	September 01, 2011
DRAWING	BASEMENT PLAN



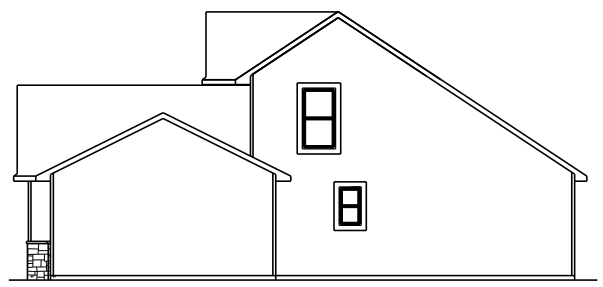
- A → MID-AMERICA 30" DESIGNER ROUND w/ KEYS
- B → 7" P/T COLUMN



REAR ELEVATION  
1/2 SCALE



LEFT ELEVATION  
1/2 SCALE



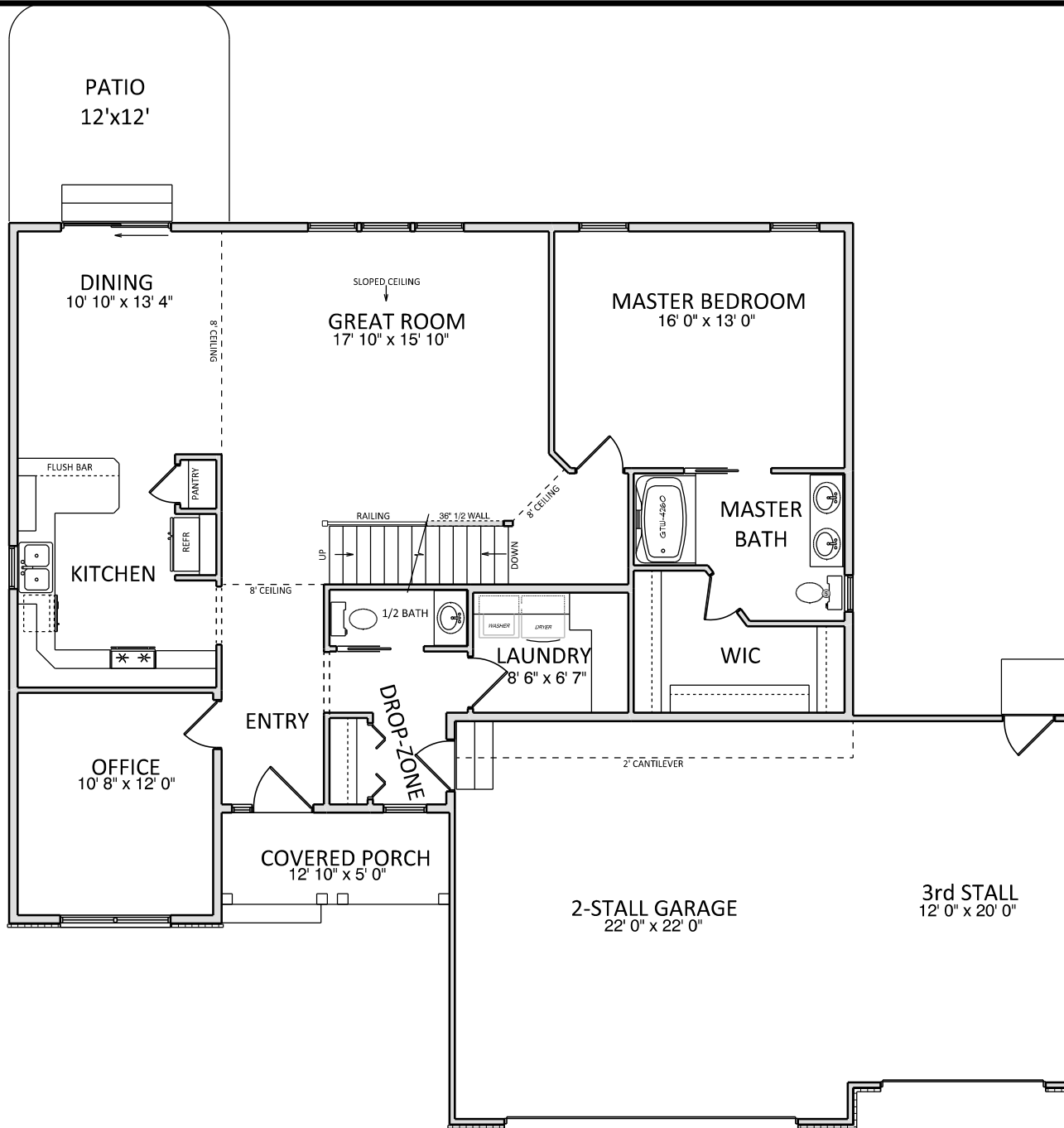
RIGHT ELEVATION  
1/2 SCALE



1249 W. Lincoln Ave.  
Goshen, IN 46536  
574-533-3100

THIS DRAWING AND ALL INFORMATION CONTAINED HEREIN IS THE PROPERTY OF TEAM CONSTRUCTION CO., INC. AND IS NOT TO BE REPRODUCED WITHOUT THE EXPRESSED WRITTEN PERMISSION OF TEAM CONSTRUCTION CO., INC. TEAM CONSTRUCTION CO., INC. ASSUMES NO RESPONSIBILITY FOR UNAUTHORIZED USE.

JOB NAME	WARSTLER Robert
JOB LOCATION	69071 Turnwood Ct. New Paris 46553 JACKSON TERRACE lot# 7
MODEL BASE	JASPER
DATE	8/16/2016
SCALE	NO SCALE
DRAWING	ELEVATIONS



NOTES	
2x6 EXT WALLS	24" O/C
11-7/8" I-JOISTS	
PELLA ENCOMPASS WINDOWS	
3-1/4" CASING	
ALL CEILINGS	8'
(unless otherwise noted)	

SQUARE FOOTAGE	
1st Floor (finished)	1434.0 sq ft.
2nd Floor (finished)	480 sq ft.
Basement (finished)	300 sq ft.
TOTAL (finished)	2214.0 sq ft.
Garage	730.1 sq ft.
Covered Porch	62.1 sq ft.

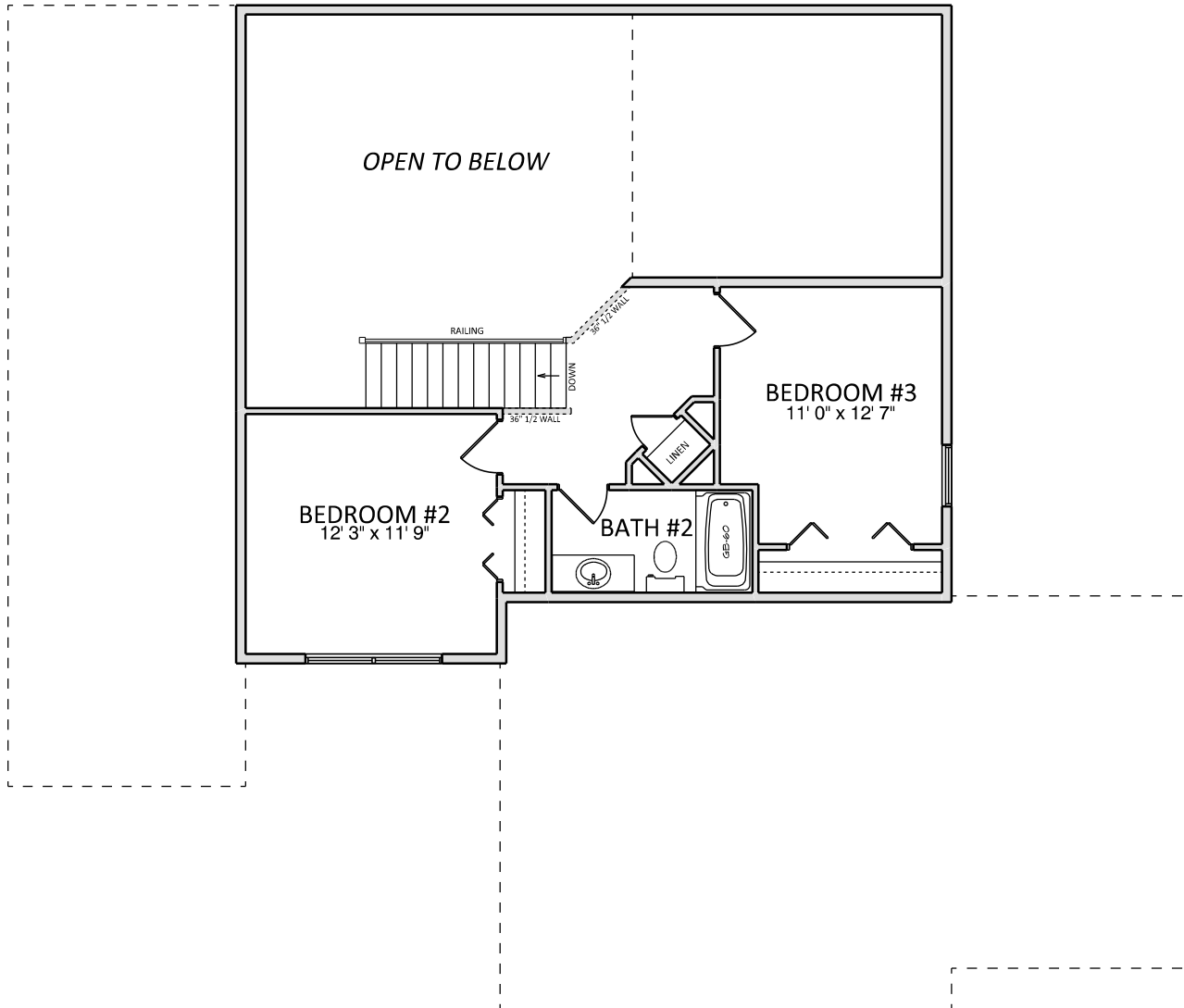


*a better way to build*

1249 W. Lincoln Ave.  
Goshen, IN 46536  
574-533-3100

THIS DRAWING AND ALL INFORMATION CONTAINED HEREIN IS THE PROPERTY OF TEAM CONSTRUCTION CO., INC. AND IS NOT TO BE REPRODUCED WITHOUT THE EXPRESSED WRITTEN PERMISSION OF TEAM CONSTRUCTION CO., INC. TEAM CONSTRUCTION CO., INC. ASSUMES NO RESPONSIBILITY FOR UNAUTHORIZED USE.

JOB NAME	WARSTLER Robert
JOB LOCATION	69071 Turnwood Ct. New Paris 46553 JACKSON TERRACE lot# 7
MODEL BASE	JASPER
DATE	8/16/2016
SCALE	NO SCALE
DRAWING	1st FLOOR



NOTES
2x6 EXT WALLS 24" O/C
11-7/8" I-JOISTS
PELLA ENCOMPASS WINDOWS
3-1/4" CASING
ALL CEILINGS 8'
(unless otherwise noted)



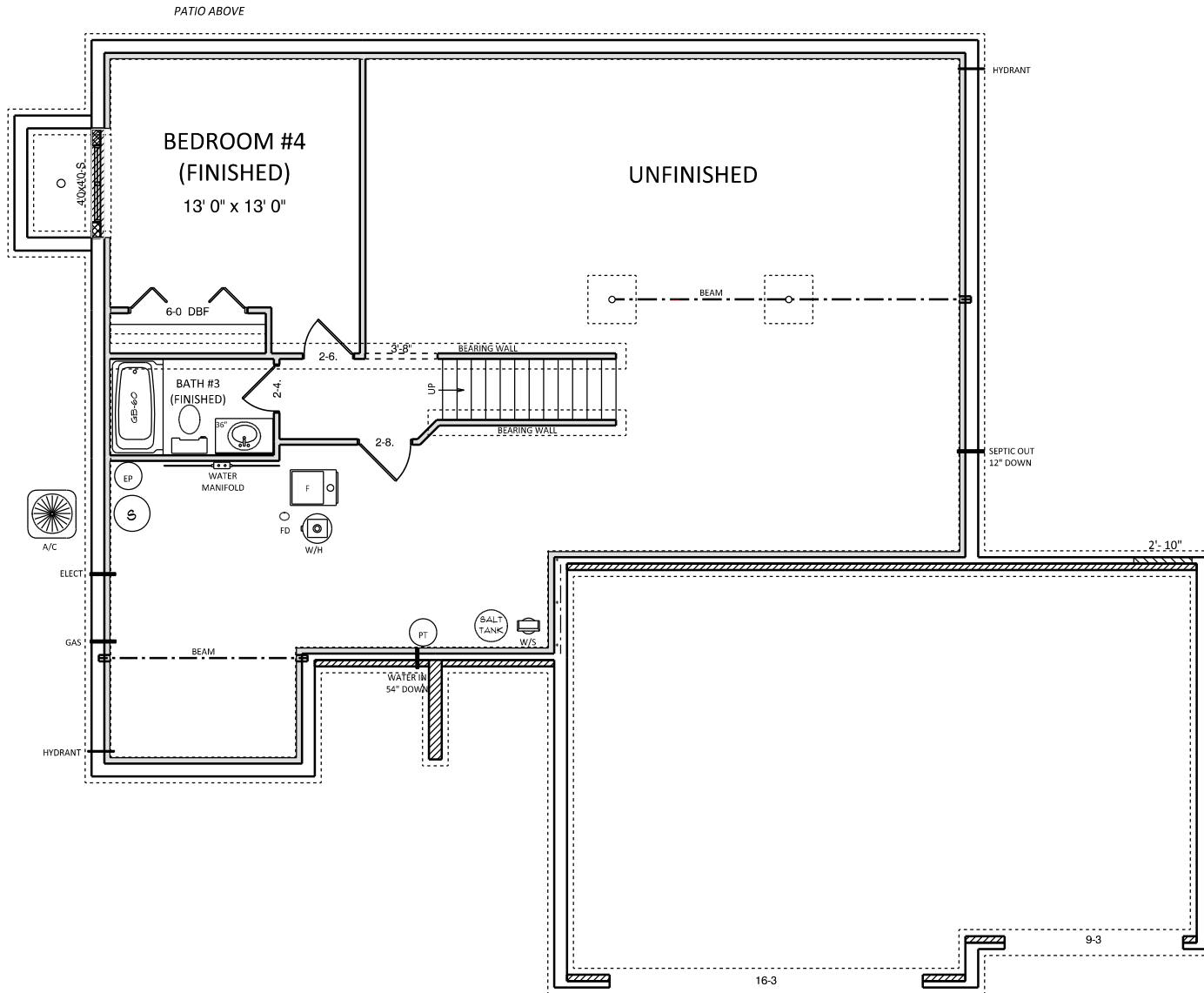
*a better way to build*

1249 W. Lincoln Ave.  
Goshen, IN 46536  
574-533-3100

THIS DRAWING AND ALL INFORMATION CONTAINED HEREIN IS THE PROPERTY OF TEAM CONSTRUCTION CO., INC. AND IS NOT TO BE REPRODUCED WITHOUT THE EXPRESSED WRITTEN PERMISSION OF TEAM CONSTRUCTION CO., INC. TEAM CONSTRUCTION CO., INC. ASSUMES NO RESPONSIBILITY FOR UNAUTHORIZED USE.

JOB NAME	WARSTLER Robert
JOB LOCATION	69071 Turnwood Ct. New Paris 46553 JACKSON TERRACE lot# 7
MODEL BASE	JASPER
DATE	8/16/2016
SCALE	NO SCALE
DRAWING	2nd FLOOR





NOTES	
96" POURED WALLS	
TYPICAL: 8" BRICK LEDGES	
12" @ OVERHEAD DOORS	
FOUNDATION: 18" ABOVE CURB	

DETAILS	
CO-FW-02-8	8" WALLS w/ INT TILE
CO-EW-02-8	8" WALLS w/ INT TILE



*a better way to build*

1249 W. Lincoln Ave.  
Goshen, IN 46536  
574-533-3100

THIS DRAWING AND ALL INFORMATION CONTAINED HEREIN IS THE PROPERTY OF TEAM CONSTRUCTION CO., INC. AND IS NOT TO BE REPRODUCED WITHOUT THE EXPRESSED WRITTEN PERMISSION OF TEAM CONSTRUCTION CO., INC. TEAM CONSTRUCTION CO., INC. ASSUMES NO RESPONSIBILITY FOR UNAUTHORIZED USE.

JOB NAME  
**WARSTLER  
Robert**

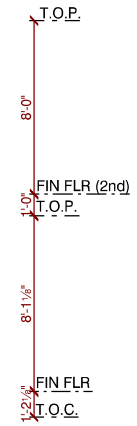
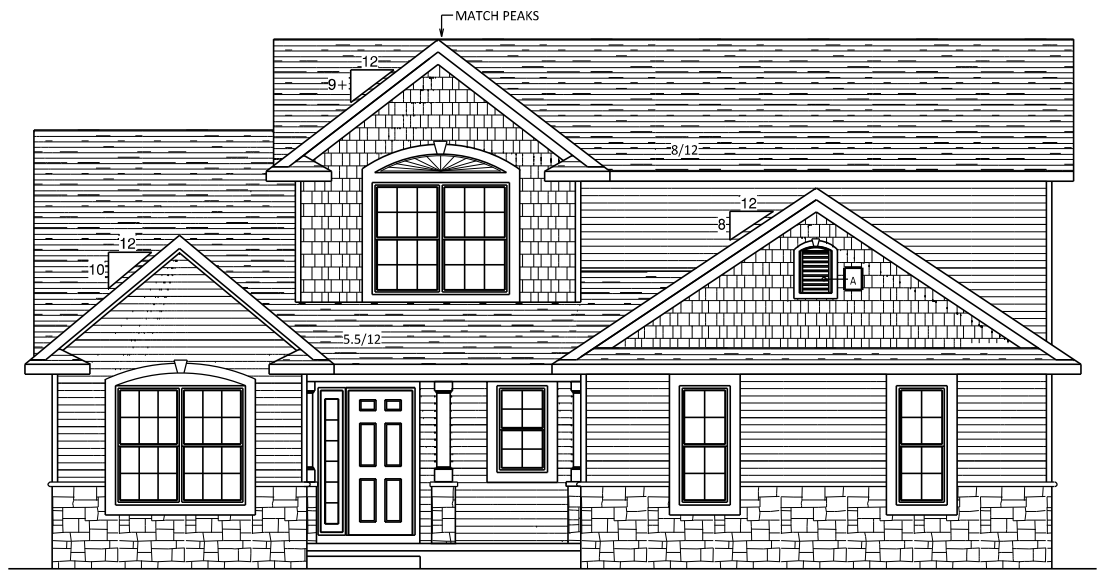
JOB LOCATION  
**69071 Turnwood Ct.  
New Paris 46553  
JACKSON TERRACE lot# 7**

MODEL BASE  
**JASPER**

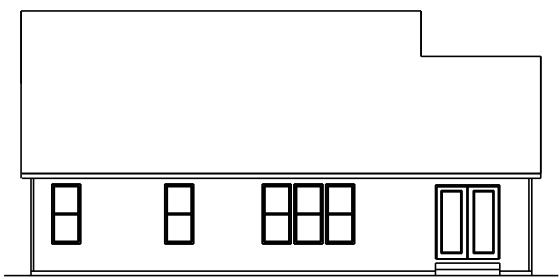
DATE  
**8/16/2016**

SCALE  
**NO SCALE**

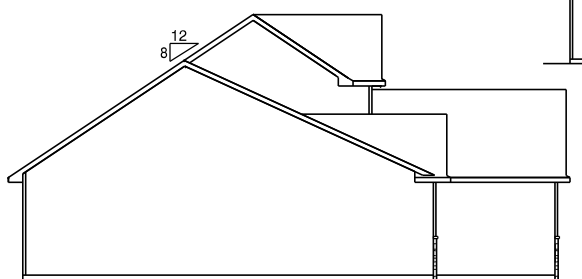
DRAWING  
**BASEMENT**



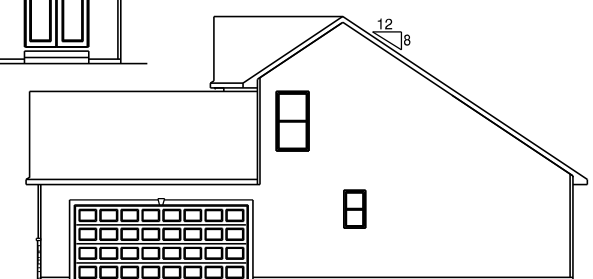
A → NU-WOOD BVLV 1830 w/ 4" WRAP & KEY



REAR ELEVATION  
1/2 SCALE



LEFT ELEVATION  
1/2 SCALE



RIGHT ELEVATION  
1/2 SCALE

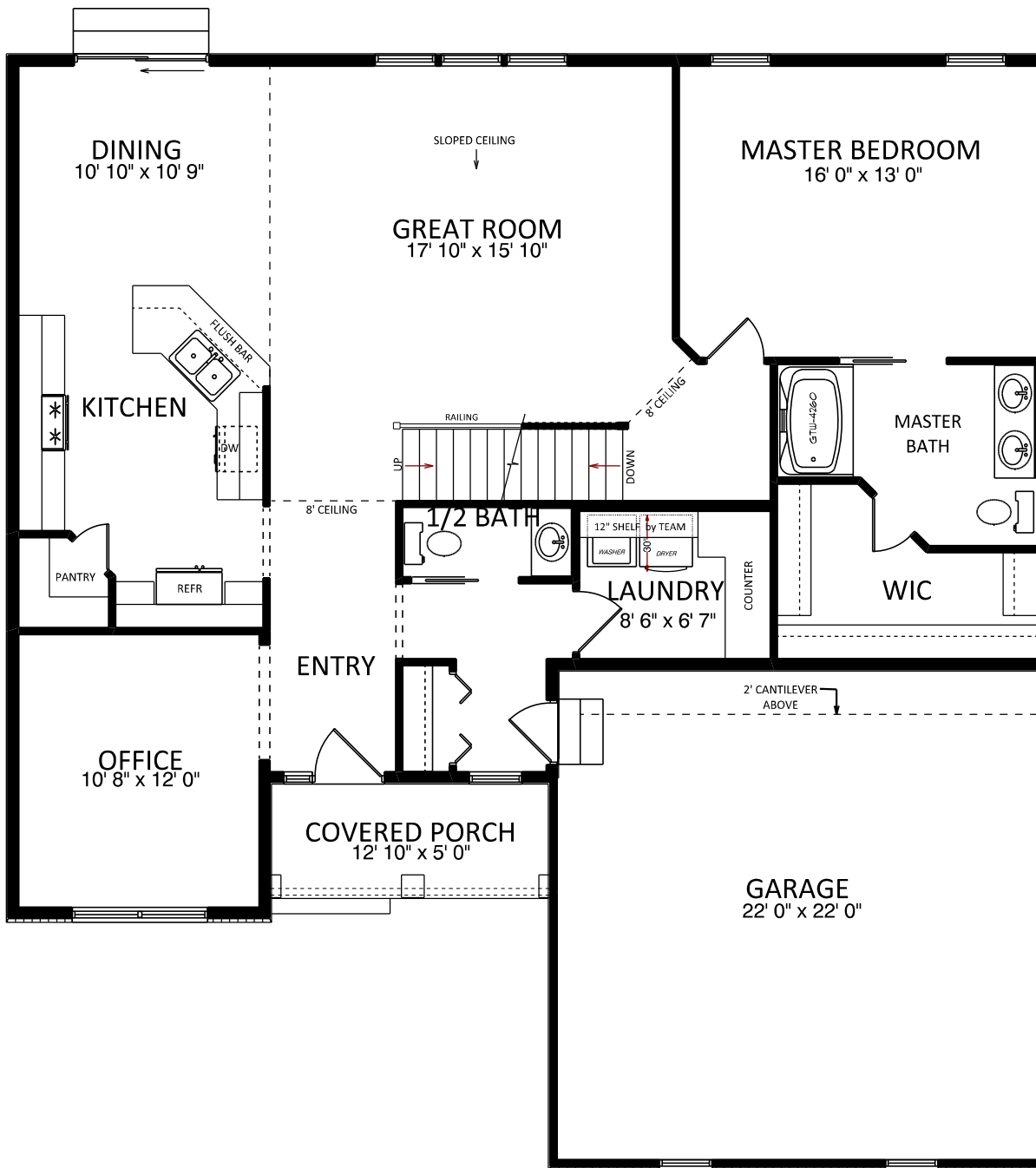
**team**  
construction  
company, inc.  
*a better way to build*  
1849 W. Lincoln Ave.  
Goshen, IN 46526  
574-533-3100

THIS DRAWING AND ALL INFORMATION CONTAINED HEREIN IS THE PROPERTY OF TEAM CONSTRUCTION CO., INC. AND IS NOT TO BE REPRODUCED WITHOUT THE EXPRESSED WRITTEN PERMISSION OF TEAM CONSTRUCTION CO., INC. TEAM CONSTRUCTION CO., INC. ASSUMES NO RESPONSIBILITY FOR UNAUTHORIZED USE.

NOTES  
**TYPICAL OVERHANGS**  
EAVES: 16"  
GABLES: 12"

DETAILS

JOB NAME	YODER (Tim)
JOB LOCATION	824 EAST 1250 NORTH Milford
MODEL NAME	JASPER
SCALE	
DATE	May 22, 2015
DRAWING	ELEVATIONS



construction  
company, inc.

*a better way to build*

1849 W. Lincoln Ave.  
Goshen, IN 46526  
574-533-3100

THIS DRAWING AND ALL INFORMATION CONTAINED HEREIN IS THE PROPERTY OF TEAM CONSTRUCTION CO., INC. AND IS NOT TO BE REPRODUCED WITHOUT THE EXPRESSED WRITTEN PERMISSION OF TEAM CONSTRUCTION CO., INC. TEAM CONSTRUCTION CO., INC. ASSUMES NO RESPONSIBILITY FOR UNAUTHORIZED USE.

PLAN NOTES:

- 2 x 6 EXT WALLS 24" O.C.
- 3-1/4" CASING
- PELLA ENCOMPASS WINDOWS
- 11-7/8" FLOOR JOISTS

FIRST FLOOR LIVING AREA - 1,434 sq ft

SECOND FLOOR LIVING AREA - 480 sq ft

BASEMENT FINISHED AREA - 450 sq ft

TOTAL LIVING AREA - 2,364 sq ft

GARAGE AREA - 484 sq ft

COVERED PORCH AREA - 65 sq ft

DETAILS

JOB NAME

YODER (Tim)

JOB LOCATION

824 EAST 1250 NORTH  
Milford

MODEL NAME

JASPER

SCALE

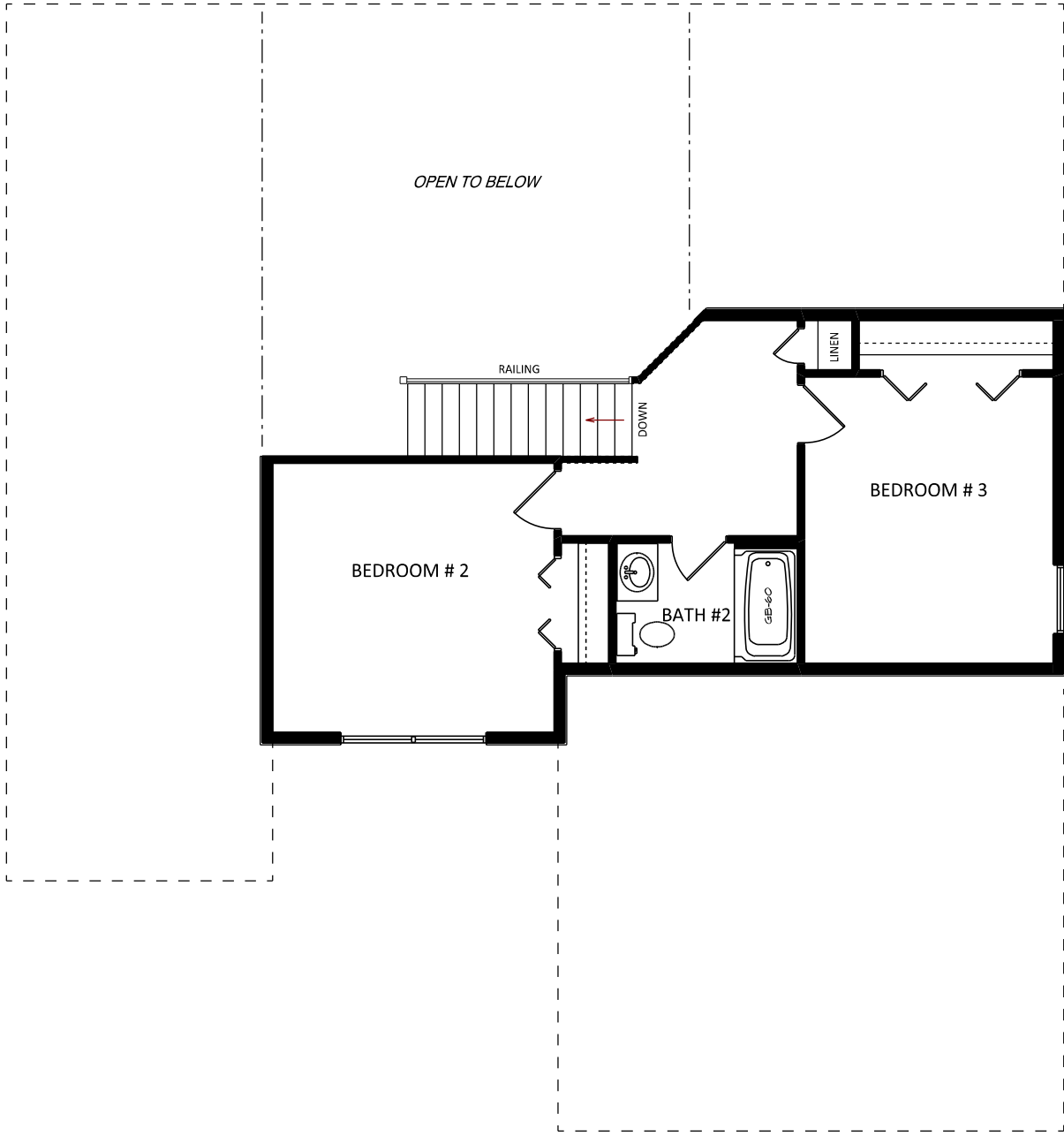
1/4" = 1'-0"

DATE

May 22, 2015

DRAWING

1st FLOOR PLAN



construction  
company, inc.

*a better way to build*

1849 W. Lincoln Ave.  
Goshen, IN 46526  
574-533-3100

THIS DRAWING AND ALL INFORMATION CONTAINED HEREIN IS THE PROPERTY OF TEAM CONSTRUCTION CO., INC. AND IS NOT TO BE REPRODUCED WITHOUT THE EXPRESSED WRITTEN PERMISSION OF TEAM CONSTRUCTION CO., INC. TEAM CONSTRUCTION CO., INC. ASSUMES NO RESPONSIBILITY FOR UNAUTHORIZED USE.

PLAN NOTES:

1. 2 x 6 EXT WALLS 24" O.C.
2. 3-1/4" CASING
3. PELLA ENCOMPASS WINDOWS
4. 11-7/8" FLOOR JOISTS

JOB NAME

YODER (Tim)

JOB LOCATION

824 EAST 1250 NORTH  
Milford

MODEL NAME

JASPER

SCALE

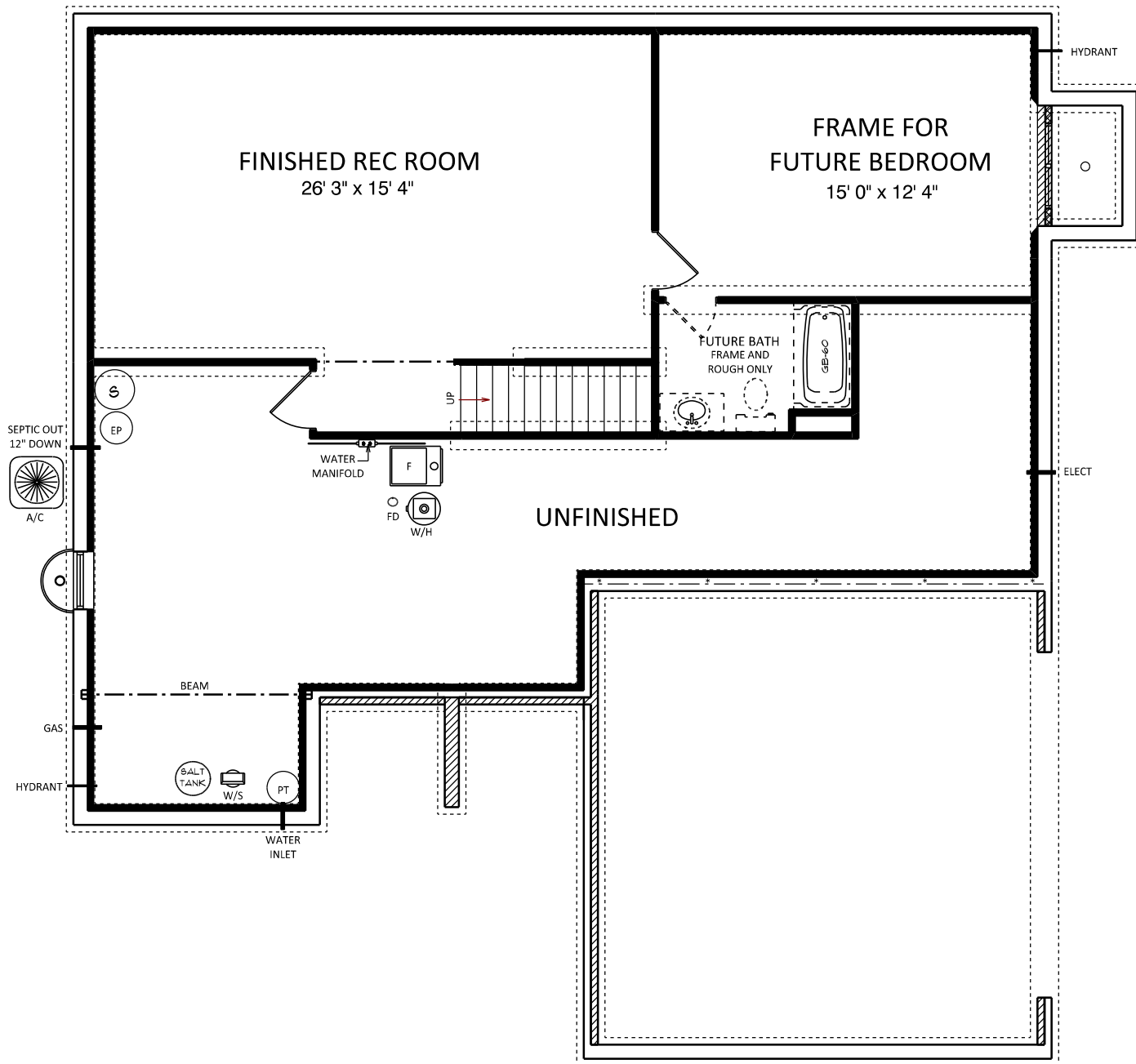
1/4" = 1'-0"

DATE

May 22, 2015

DRAWING

2nd FLOOR PLAN



construction  
company, inc.

*a better way to build*

1849 W. Lincoln Ave.  
Goshen, IN 46526  
574-533-3100

THIS DRAWING AND ALL INFORMATION CONTAINED HEREIN IS THE PROPERTY OF TEAM CONSTRUCTION CO., INC. AND IS NOT TO BE REPRODUCED WITHOUT THE EXPRESSED WRITTEN PERMISSION OF TEAM CONSTRUCTION CO., INC. TEAM CONSTRUCTION CO., INC. ASSUMES NO RESPONSIBILITY FOR UNAUTHORIZED USE.

NOTES

- 96" POURED WALLS
- TYPICAL: 8" BRICK LEDGES  
12" BL @ OVERHEAD DOORS

DETAILS

CO-FW-02-8 8' WALLS w/ INT TILE  
CO-EW-02-8 EGRESS WINDOW WELL

CON NAME

YODER (Tim)

CON LOCATION

824 EAST 1250 NORTH  
Milford

MODEL NAME

JASPER

SCALE

DATE May 22, 2015

DRAWING

BASEMENT PLAN