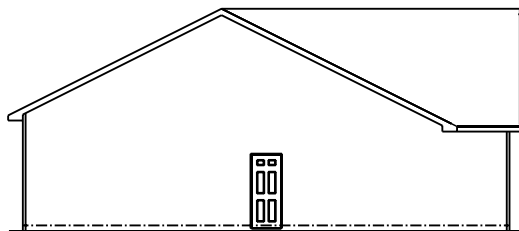
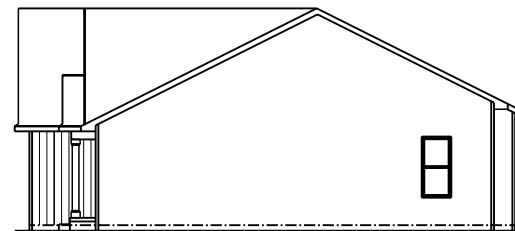


REAR ELEVATION
 1/2 SCALE



LEFT ELEVATION
 1/2 SCALE

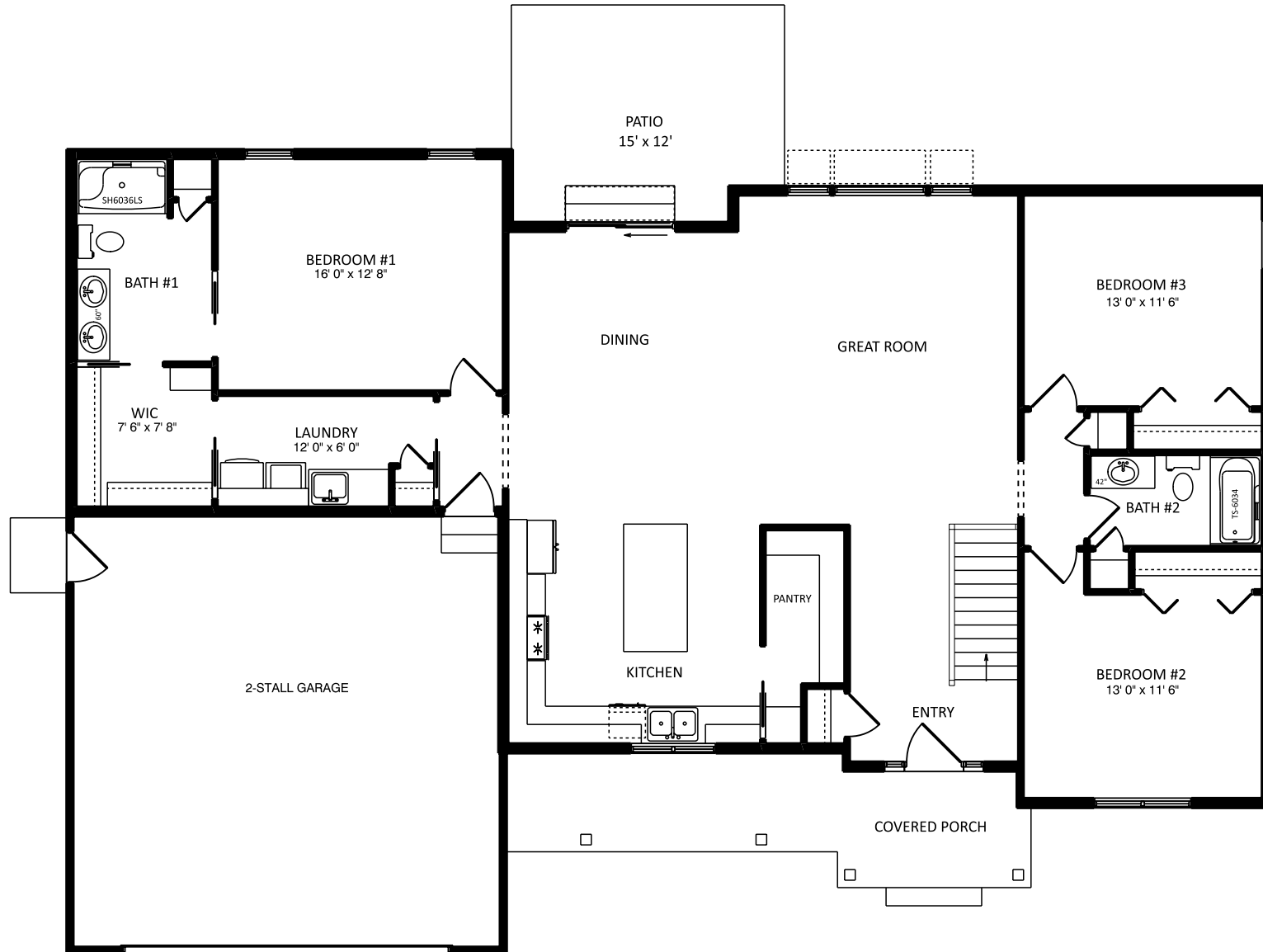


RIGHT ELEVATION
 1/2 SCALE

JOB NAME	KAUFFMAN
TEAM JOB #	2222
PLAN NAME	CAPRI
DATE	12/13/2022
SCALE	
DRAWING	ELEVATIONS

SQUARE FOOTAGE

1st Floor	1814 sq. ft.
Garage	574 sq. ft.
Covered Porch	152 sq. ft.
Basement (finished)	972 sq. ft.



JOB NAME
KAUFFMAN

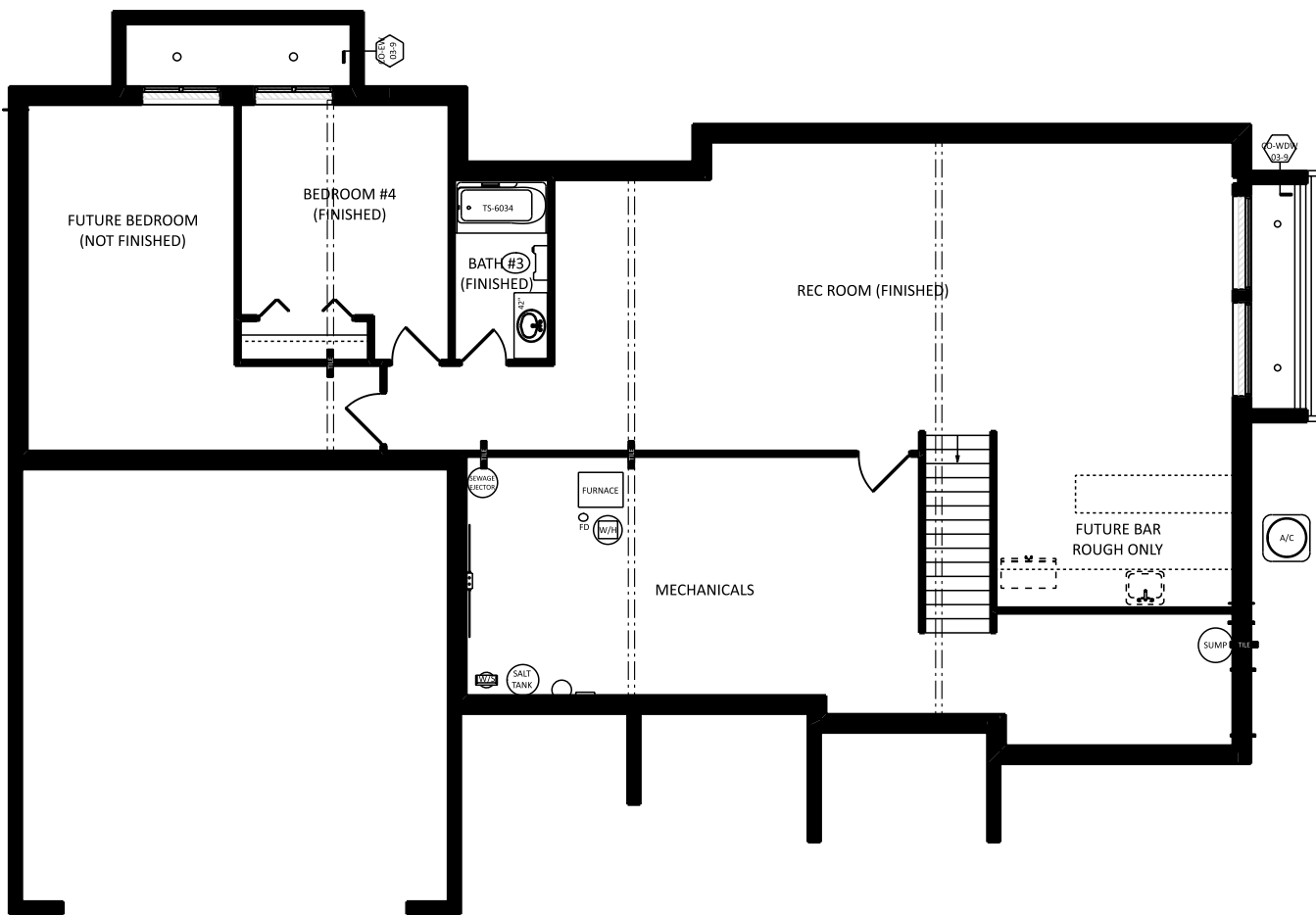
TEAM JOB #
2222

PLAN NAME
CAPRI

DATE
12/13/2022

SCALE

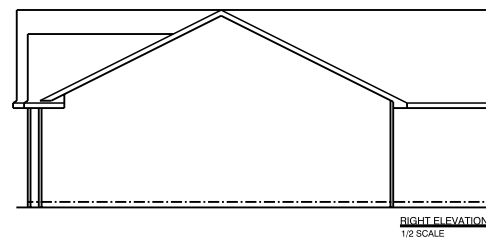
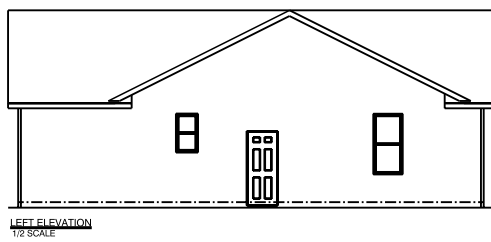
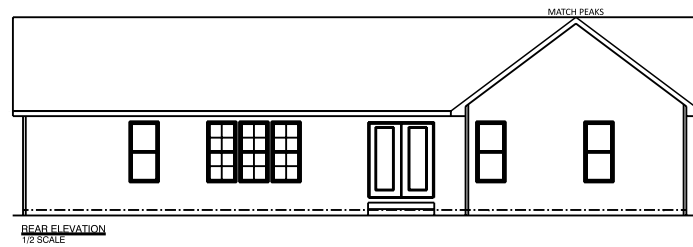
DRAWING
1st FLOOR



JOB NAME	KAUFFMAN
TEAM JOB #	2222
PLAN NAME	CAPRI
DATE	12/13/2022
SCALE	
DRAWING	BASEMENT



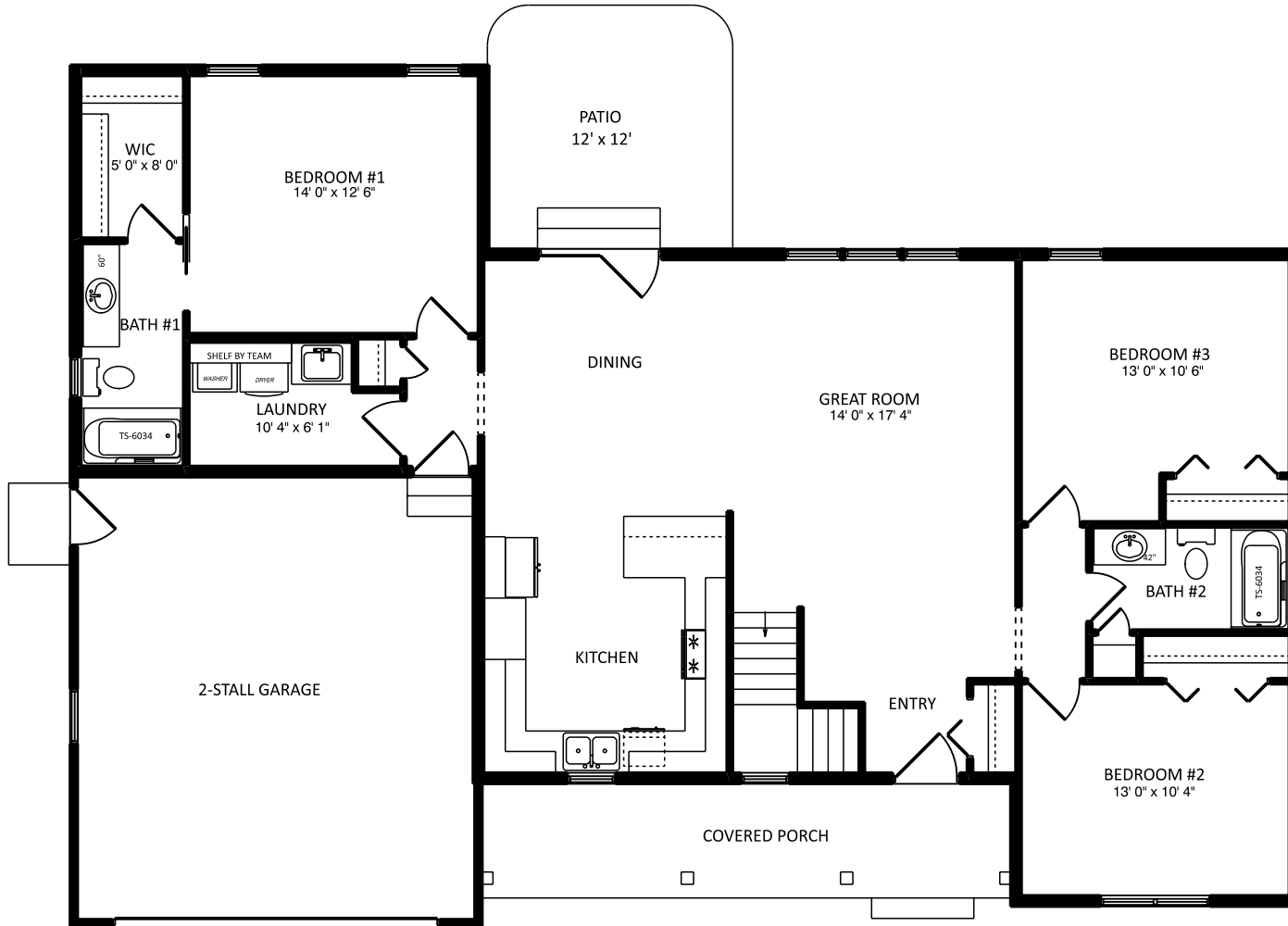
- WINDOW HEADER → MID-AMERICA 6" STANDARD FLAT PANEL HEADER w/ KEY
- OHD HEADER → MID-AMERICA 9" CUSTOM CUT HEADER w/ KEY
- GABLE VENTS → MID-AMERICA 30" DESIGNER ROUND w/ KEYS



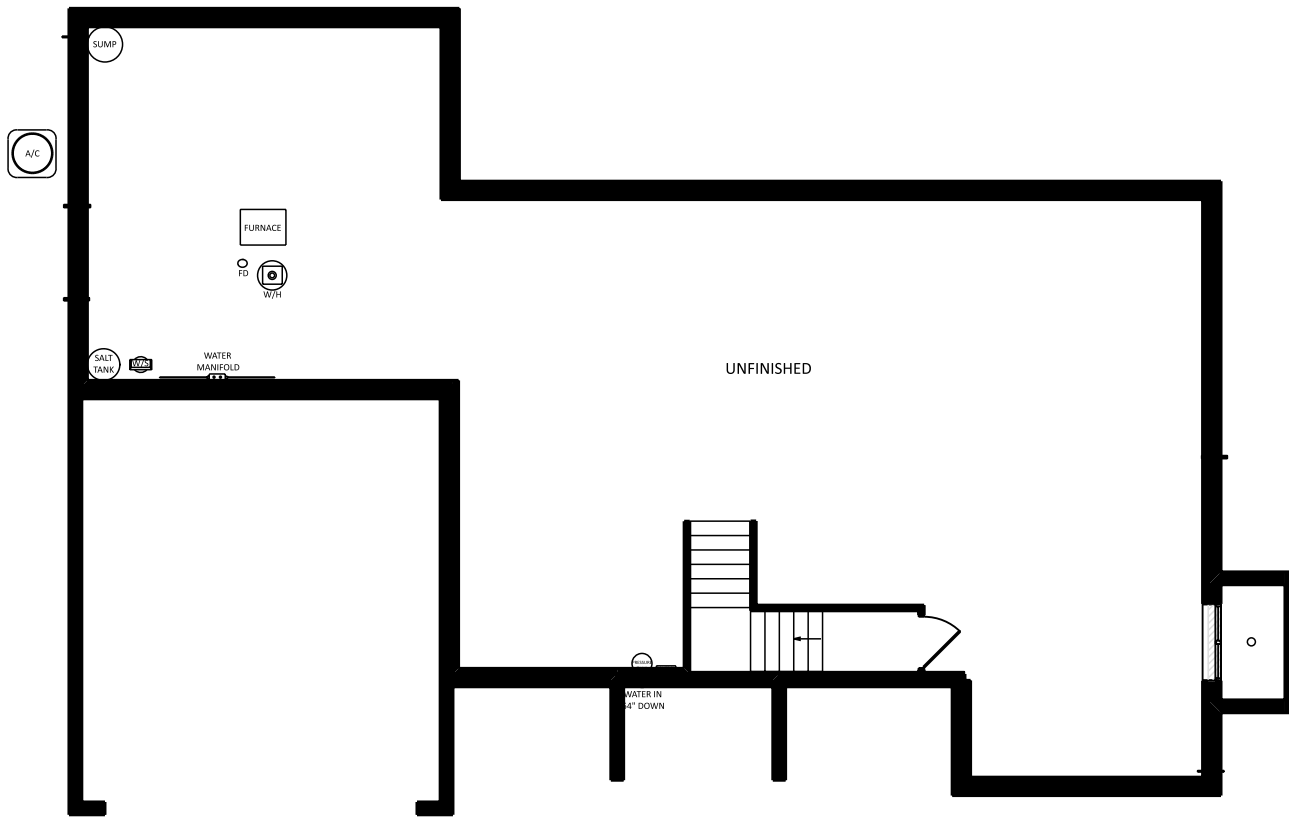
JOB NAME	LEICHTY Wilma & Ivan
TEAM JOB #	2134
PLAN NAME	CAPRI
DATE	10/20/2021
SCALE	NO SCALE
DRAWING	ELEVATIONS

SQUARE FOOTAGE

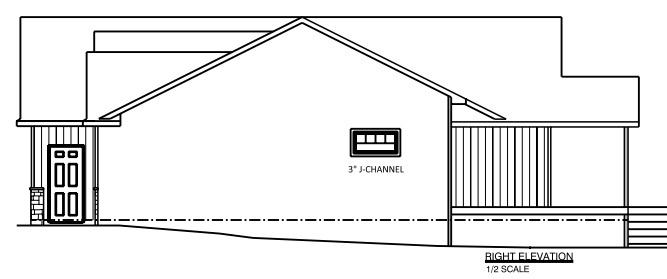
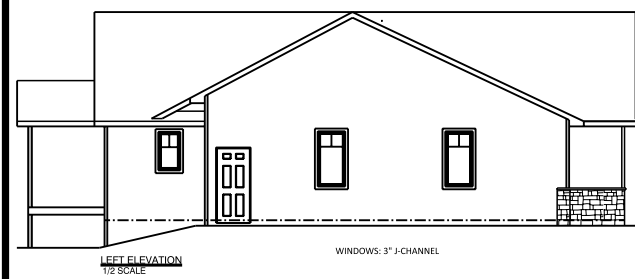
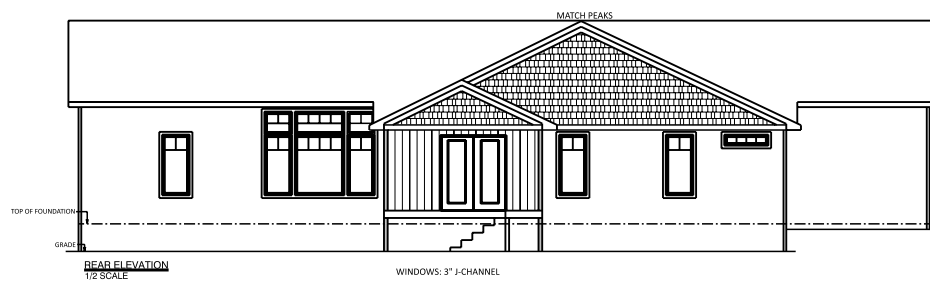
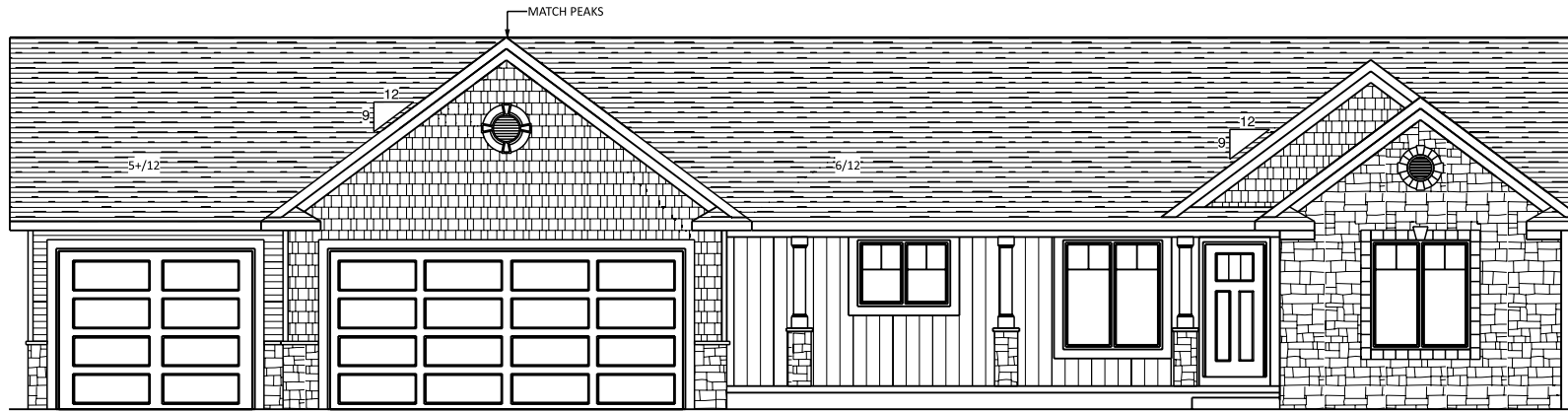
1st Floor	1529 sq. ft.
Garage	434 sq. ft.
Covered Porch	130 sq. ft.



JOB NAME	LEICHTY Wilma & Ivan
TEAM JOB #	2134
PLAN NAME	CAPRI
DATE	10/20/2021
SCALE	NO SCALE
DRAWING	1st FLOOR



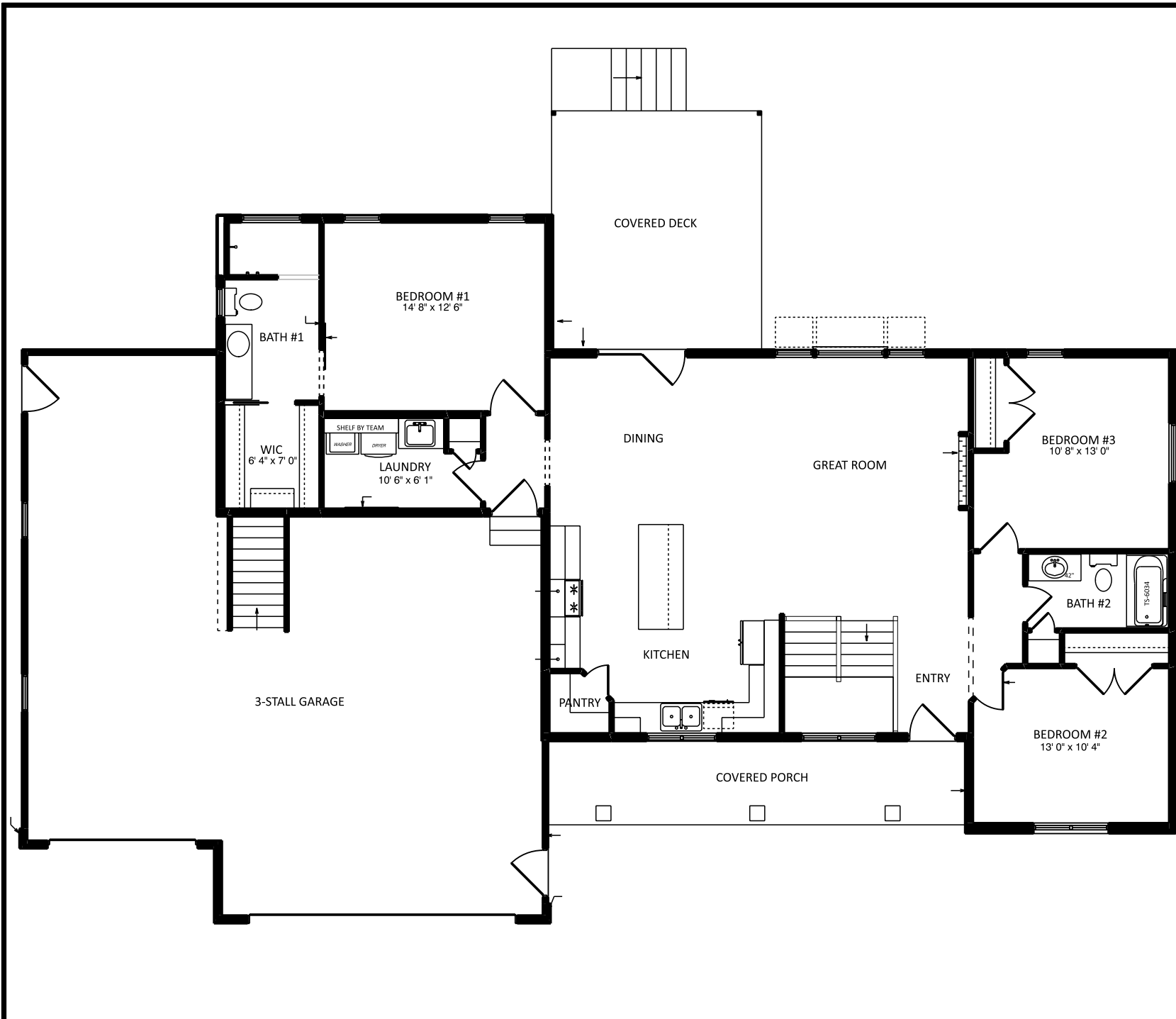
JOB NAME	LEICHTY Wilma & Ivan
TEAM JOB #	2134
PLAN NAME	CAPRI
DATE	10/20/2021
SCALE	NO SCALE
DRAWING	BASEMENT



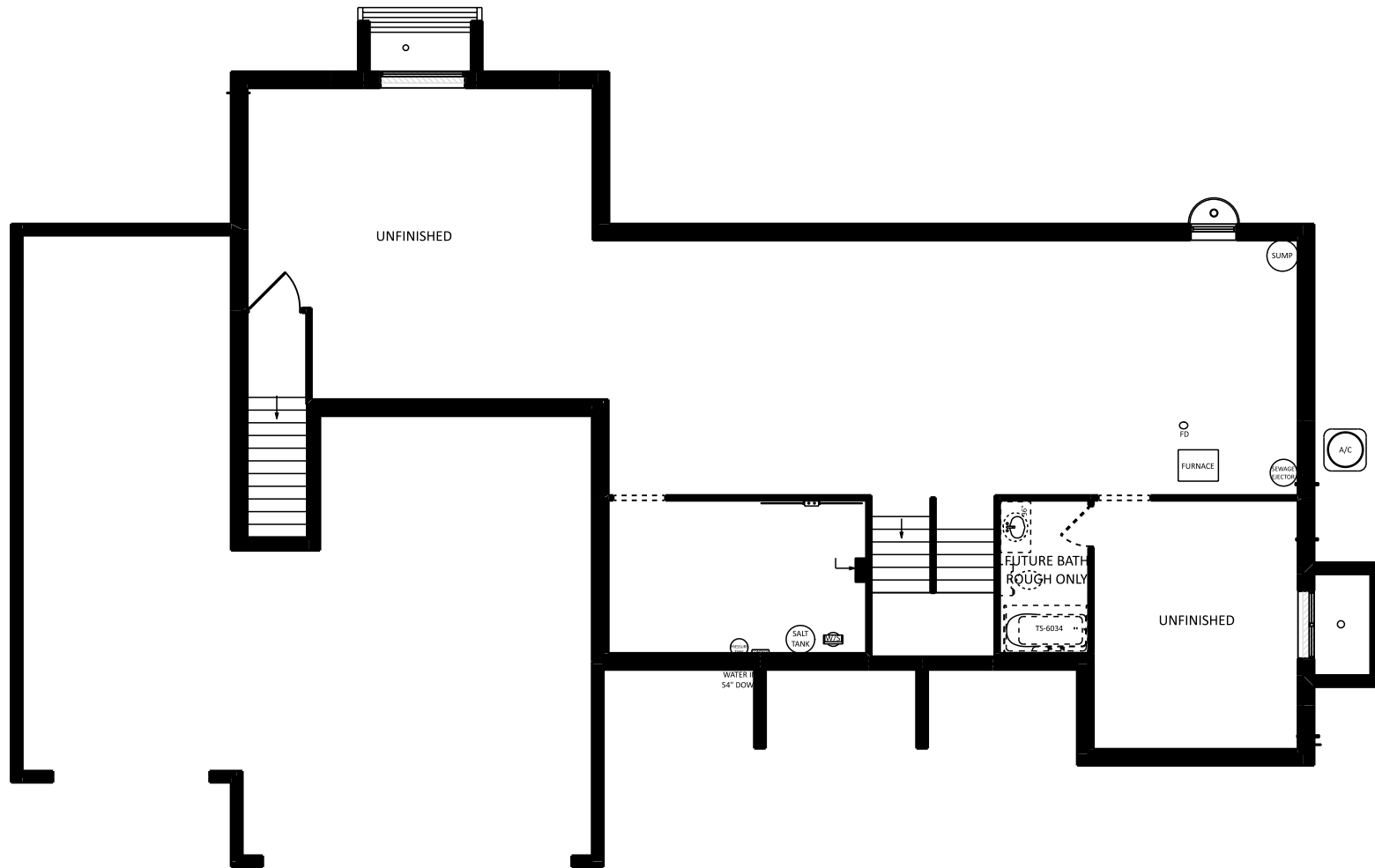
JOB NAME	WEAVER EVERGREEN Sherry & Doug
TEAM JOB #	2130
PLAN NAME	CAPRI
DATE	10/6/2021
SCALE	NO SCALE
DRAWING	ELEVATIONS

SQUARE FOOTAGE

1st Floor	1623 sq. ft.
Garage	1020 sq. ft.
Covered Porch	140 sq. ft.
Covered Deck	224 sq. ft.



JOB NAME	WEAVER EVERGREEN Sherry & Doug
TEAM JOB #	2130
PLAN NAME	CAPRI
DATE	10/6/2021
SCALE	NO SCALE
DRAWING	1st FLOOR



JOB NAME	WEAVER EVERGREEN Sherry & Doug
TEAM JOB #	2130
PLAN NAME	CAPRI
DATE	10/6/2021
SCALE	NO SCALE
DRAWING	BASEMENT



team
construction
company, inc.

a better way to build

1849 W. Lincoln Ave.
Goshen, IN 46526
574-533-3100

THIS DRAWING AND ALL INFORMATION CONTAINED HEREIN IS THE PROPERTY OF TEAM CONSTRUCTION CO., INC. AND IS NOT TO BE REPRODUCED WITHOUT THE EXPRESSED WRITTEN PERMISSION OF TEAM CONSTRUCTION CO., INC. TEAM CONSTRUCTION CO., INC. ASSUMES NO RESPONSIBILITY FOR UNAUTHORIZED USE.

PLAN NOTES:

TYPICAL OVERHANGS

EAVES: 16"

GABLES: 12"

DETAILS

WINDOW WRAP: 6" P/T
(unless noted otherwise)

PO-C6 PORCH POSTS

JOB NAME: ARMSTRONG
(Adam and Ashley)

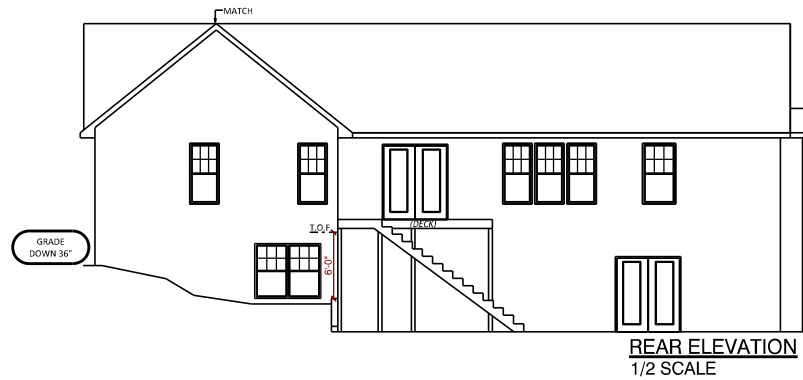
JOB LOCATION:
4542 N 300 W
Warsaw 46582

MODEL BASE: CAPRI

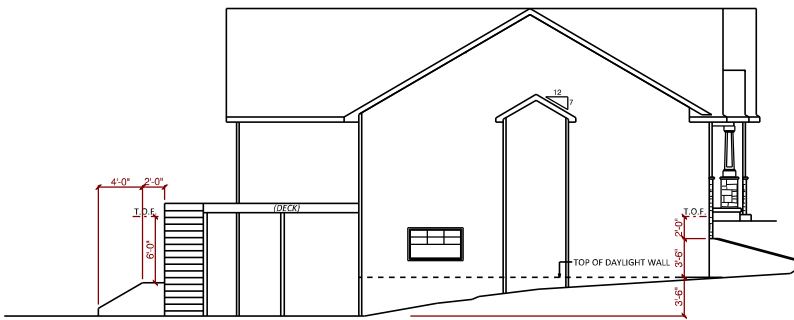
SCALE:

DATE: Wednesday, January 20, 2016

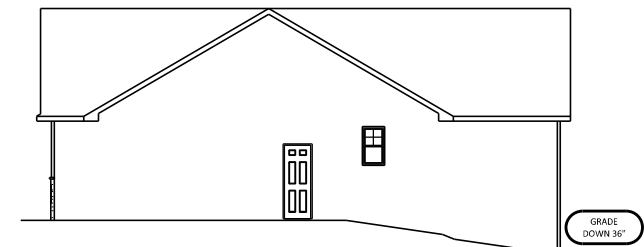
DRAWING:
ELEVATIONS



REAR ELEVATION
1/2 SCALE



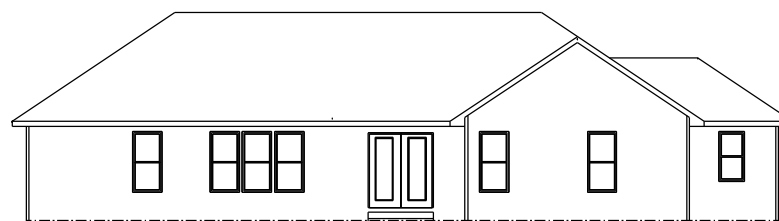
LEFT ELEVATION
1/2 SCALE



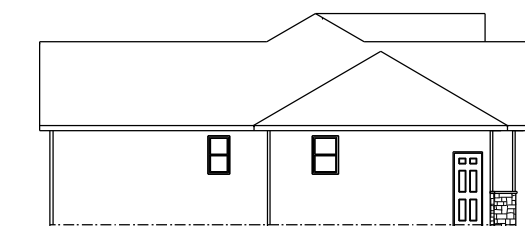
RIGHT ELEVATION
1/2 SCALE



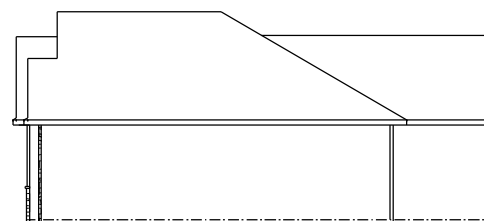
- OHD HEADER → MID-AMERICA 6" STANDARD FLAT PANEL HEADER
- PORCH POSTS → 10" P/T
- SHUTTERS → MID-AMERICA 14" JOINED B&B
- CORBELS → DB 102
- GABLE WINDOW → 2'0" x 3'0" FIXED



REAR ELEVATION
 1/2 SCALE



LEFT ELEVATION
 1/2 SCALE

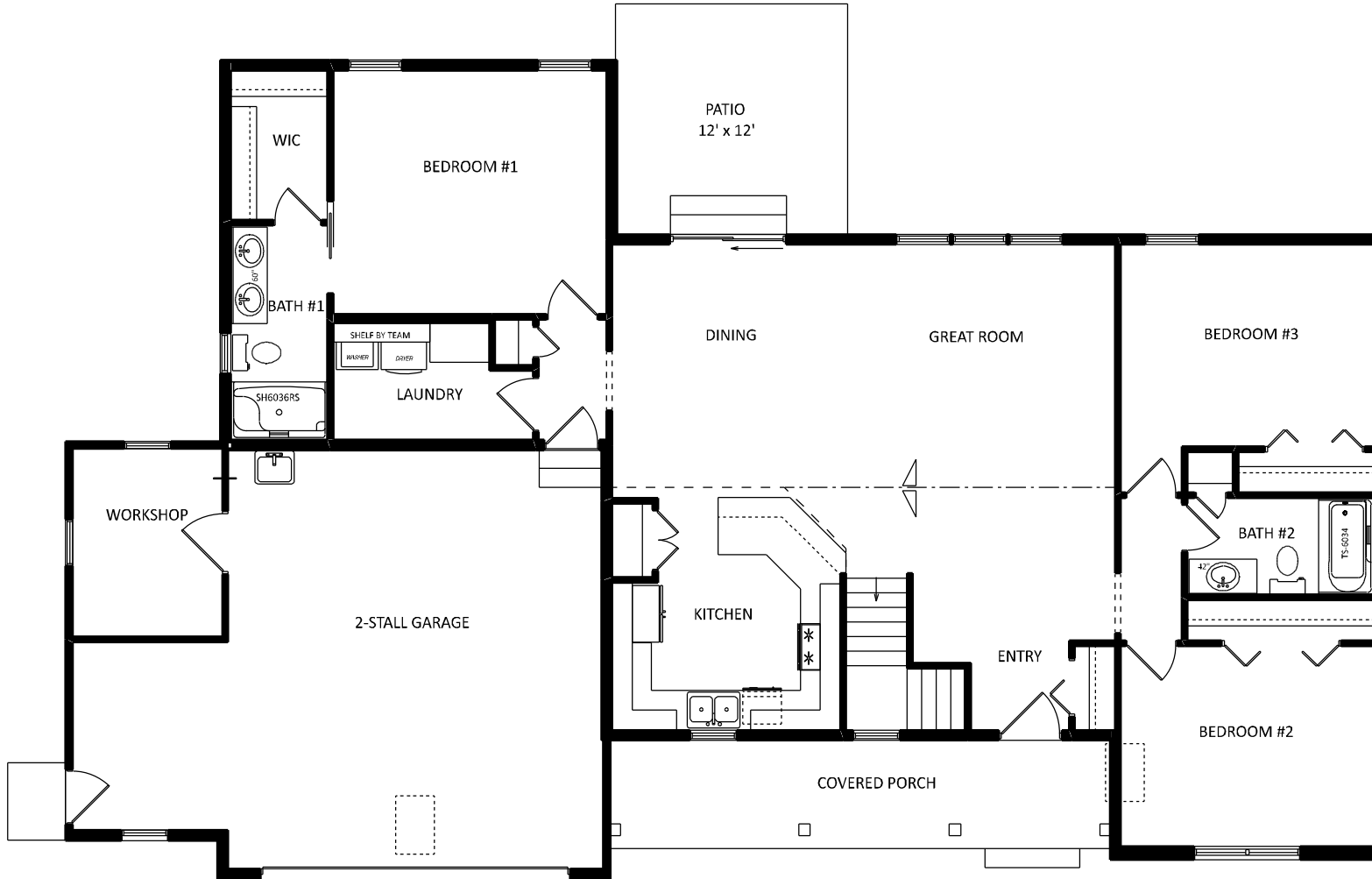


RIGHT ELEVATION
 1/2 SCALE

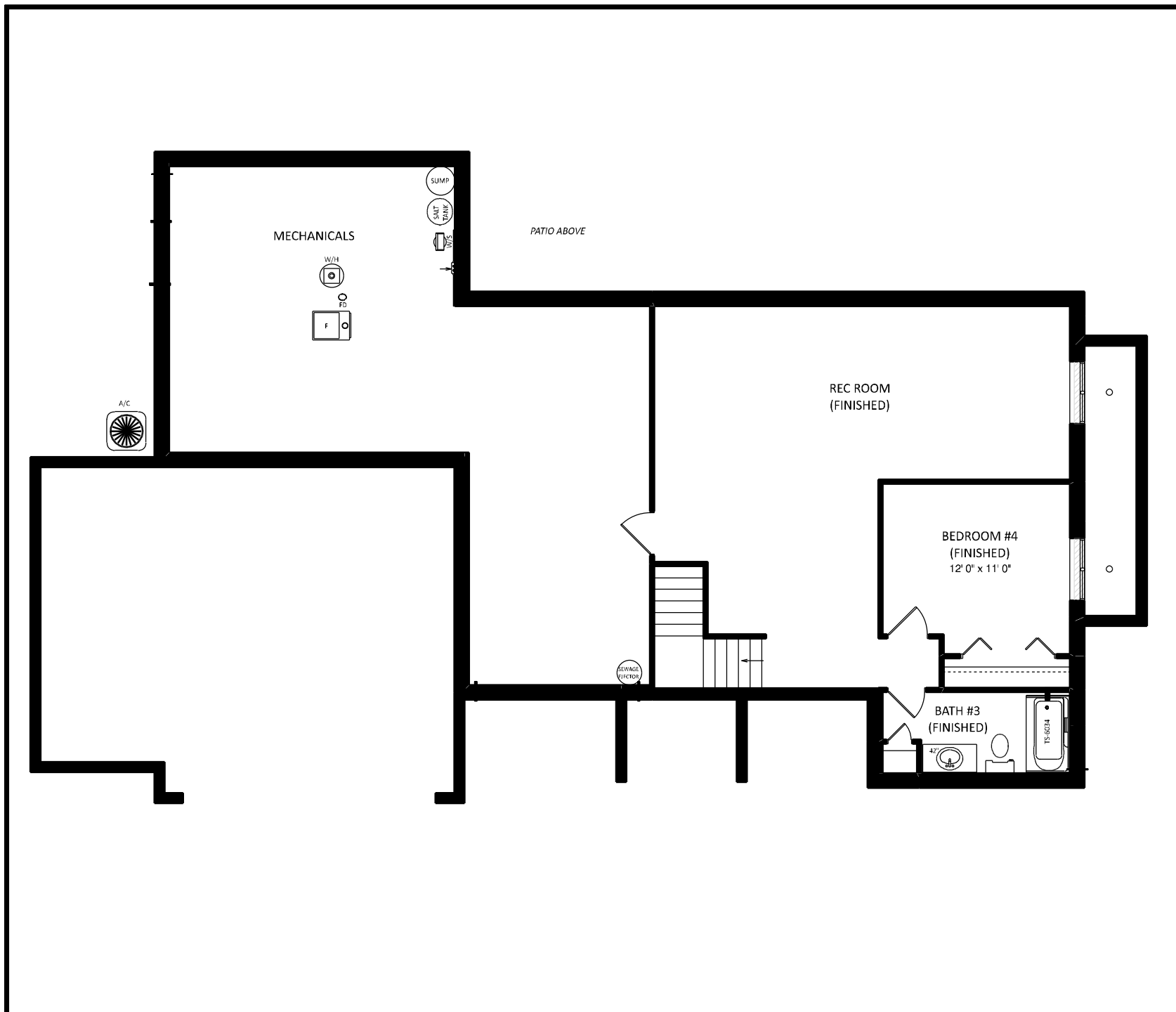
JOB NAME	EASTON Mike & Mary
TEAM JOB #	2037
PLAN NAME	CAPRI
DATE	11/27/2020
SCALE	NO SCALE
DRAWING	ELEVATIONS

SQUARE FOOTAGE

1st Floor	1529 sq. ft.
Basement (finished)	716 sq. ft.
Garage	594 sq. ft.
Covered Porch	130 sq. ft.



JOB NAME	EASTON Mike & Mary
TEAM JOB #	2037
PLAN NAME	CAPRI
DATE	11/27/2020
SCALE	NO SCALE
DRAWING	1st FLOOR



JOB NAME	EASTON Mike & Mary
TEAM JOB #	2037
PLAN NAME	CAPRI
DATE	11/27/2020
SCALE	NO SCALE
DRAWING	BASEMENT



construction
company, inc.

a better way to build

1849 W. Lincoln Ave.
Goshen, IN 46526
574-533-3100

THIS DRAWING AND ALL INFORMATION CONTAINED HEREIN IS THE PROPERTY OF TEAM CONSTRUCTION CO., INC. AND IS NOT TO BE REPRODUCED WITHOUT THE EXPRESSED WRITTEN PERMISSION OF TEAM CONSTRUCTION CO., INC. TEAM CONSTRUCTION CO., INC. ASSUMES NO RESPONSIBILITY FOR UNAUTHORIZED USE.

PLAN NOTES:

1. 2 x 6 EXT WALLS 24" O.C.
2. 3-1/4" CASING
3. PELLA ENCOMPASS WINDOWS
4. 11-7/8" FLOOR JOISTS
5. ALL CEILINGS 8'
(unless otherwise specified)

DETAILS

FIRST FLOOR LIVING AREA - 1,637 sq ft

GARAGE AREA - 498 sq ft

COVERED PORCH AREA - 154 sq ft

DECK AREA - 196 sq ft

JOB NAME
ARMSTRONG
(Adam and Ashley)

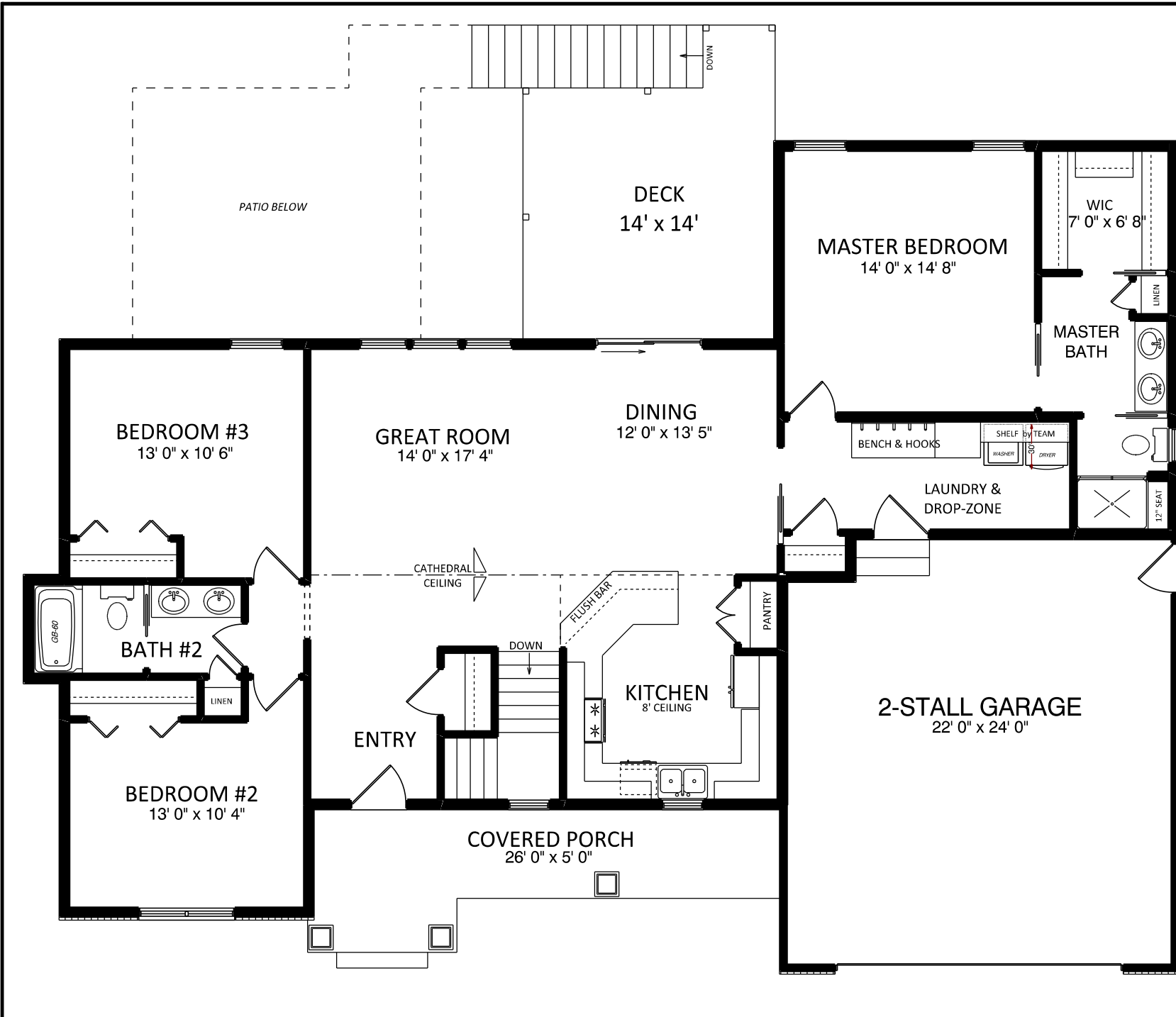
JOB LOCATION
4542 N 300 W
Warsaw 46582

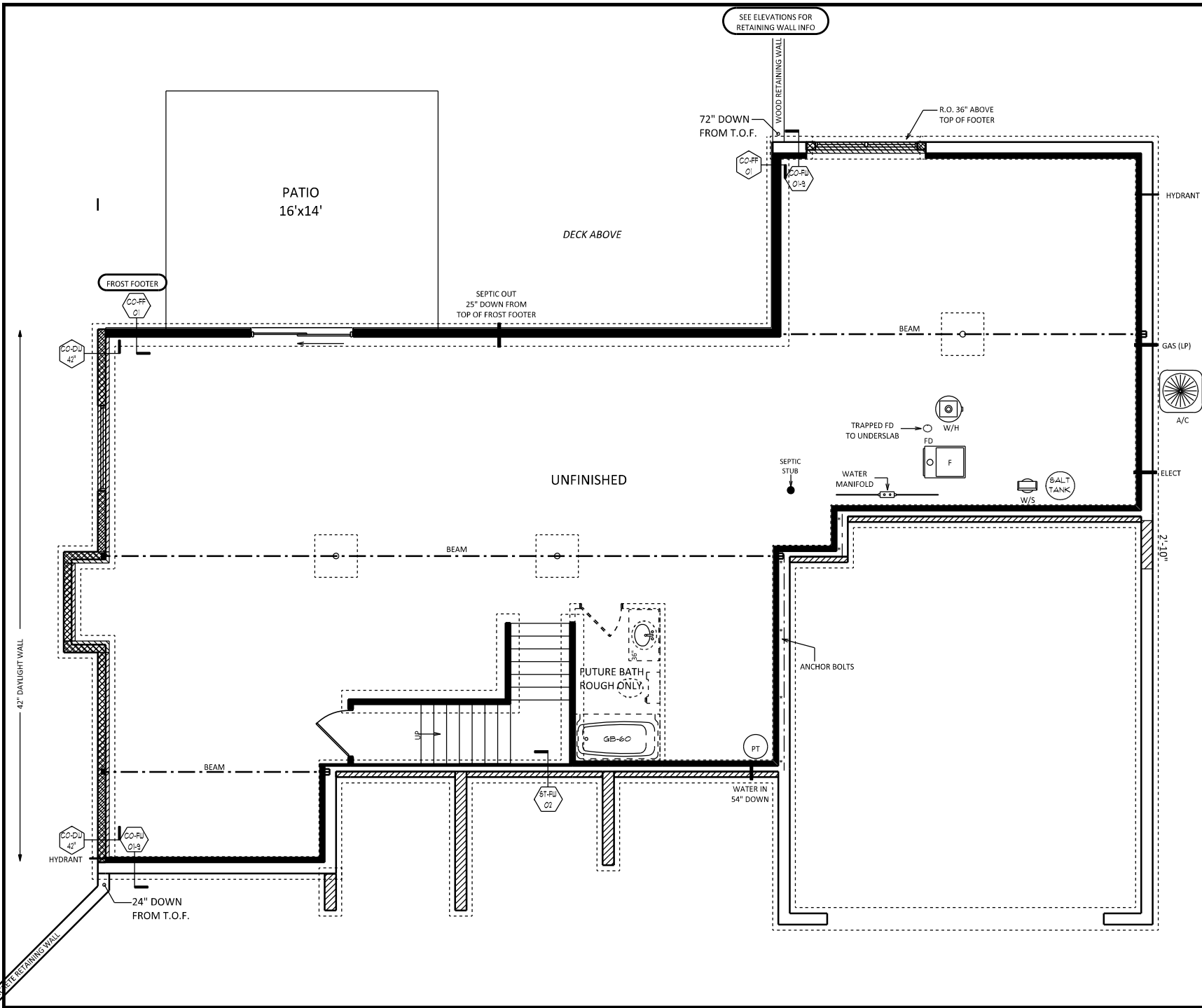
MODEL BASE
CAPRI

SCALE
1/4" = 1'-0"

DATE
Wednesday, January 20, 2016

DRAWING
FIRST FLOOR PLAN





team
construction
company, inc.

a better way to build

1849 W. Lincoln Ave.
Goshen, IN 46526
574-533-3100

THIS DRAWING AND ALL INFORMATION CONTAINED HEREIN IS THE PROPERTY OF TEAM CONSTRUCTION CO., INC. AND IS NOT TO BE REPRODUCED WITHOUT THE EXPRESSED WRITTEN PERMISSION OF TEAM CONSTRUCTION CO., INC. TEAM CONSTRUCTION CO., INC. ASSUMES NO RESPONSIBILITY FOR UNAUTHORIZED USE.

PLAN NOTES:

1. 108" POURED WALLS
2. TYPICAL: 8" BRICK LEDGES
12" BL @ OVERHEAD DOORS

DETAILS:

- CO-FW-01-9 9' POURED WALLS
- CO-FF-01 FROST FOOTER
- ST-FW-02 1.5" FIRING FOR STAIRS
- CO-DW-42" 42" DAYLIGHT WALL

JOB NAME: ARMSTRONG
(Adam and Ashley)

JOB LOCATION:
4542 N 300 W
Warsaw 46582

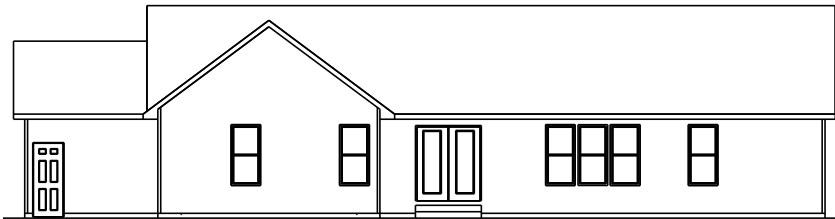
MODEL BASE: CAPRI

SCALE:

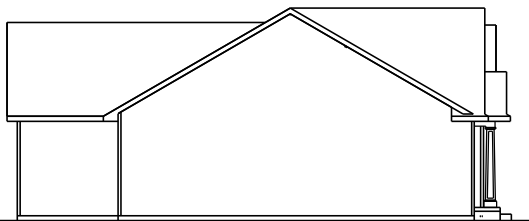
DATE: Wednesday, January 20, 2016

DRAWING:
BASEMENT PLAN

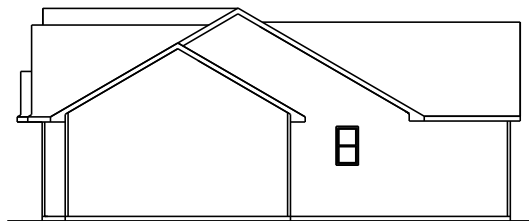
NOTES
TYPICAL OVERHANGS
EAVES: 16"
GABLES: 12"
WRAP (WHERE DRAWN): 6" P/T -unless noted otherwise-



REAR ELEVATION
1/2 SCALE



LEFT ELEVATION
1/2 SCALE



RIGHT ELEVATION
1/2 SCALE

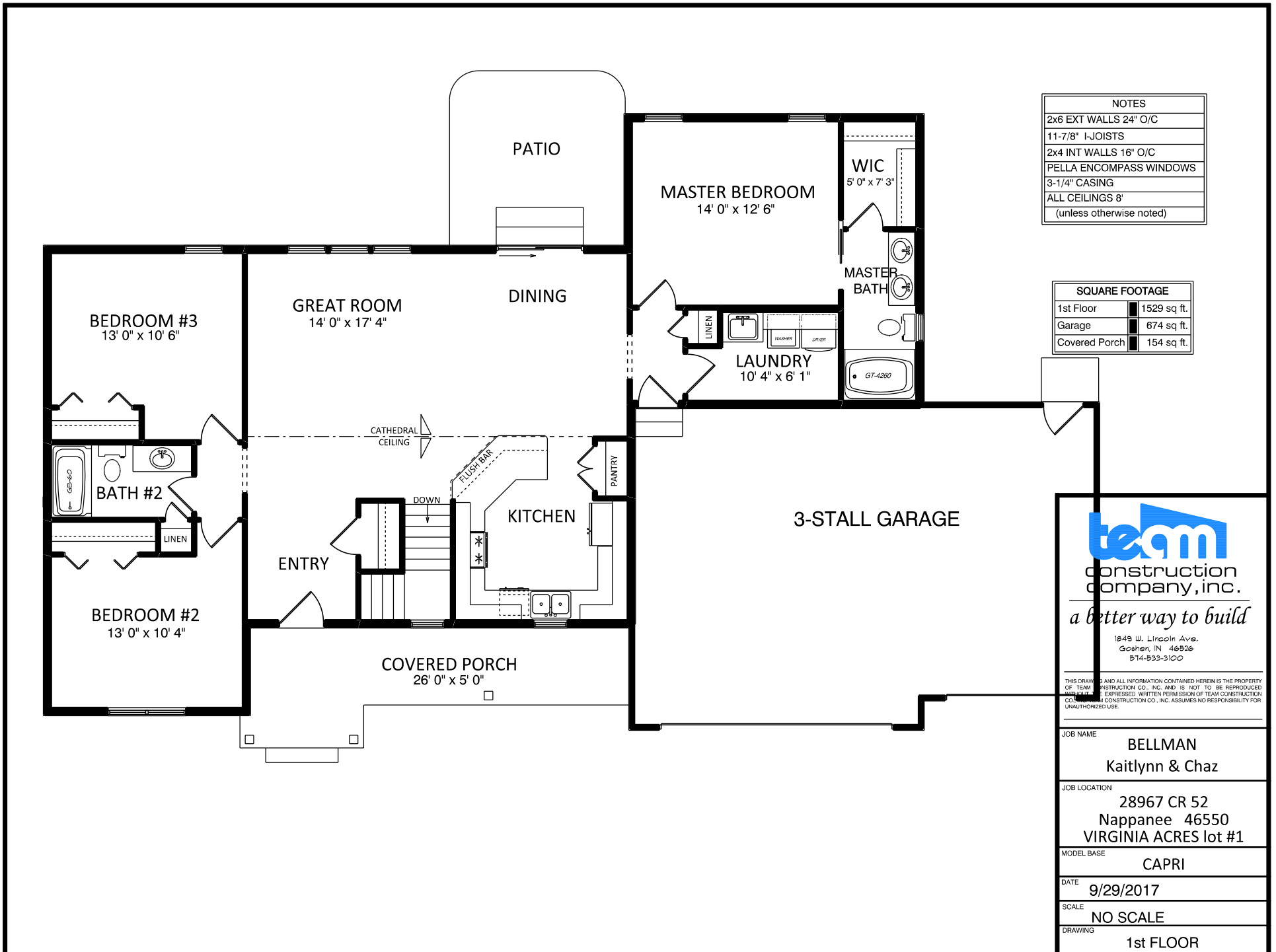


a better way to build

1849 W. Lincoln Ave.
Goshen, IN 46536
574-533-3100

THIS DRAWING AND ALL INFORMATION CONTAINED HEREIN IS THE PROPERTY OF TEAM CONSTRUCTION CO., INC. AND IS NOT TO BE REPRODUCED WITHOUT THE EXPRESSED WRITTEN PERMISSION OF TEAM CONSTRUCTION CO., INC. TEAM CONSTRUCTION CO., INC. ASSUMES NO RESPONSIBILITY FOR UNAUTHORIZED USE.

JOB NAME	BELLMAN Kaitlynn & Chaz
JOB LOCATION	28967 CR 52 Nappanee 46550 VIRGINIA ACRES lot #1
MODEL BASE	CAPRI
DATE	9/29/2017
SCALE	NO SCALE
DRAWING	ELEVATIONS



NOTES	
2x6 EXT WALLS	24" O/C
11-7/8" I-JOISTS	
2x4 INT WALLS	16" O/C
PELLA ENCOMPASS WINDOWS	
3-1/4" CASING	
ALL CEILINGS 8'	
(unless otherwise noted)	

SQUARE FOOTAGE	
1st Floor	1529 sq. ft.
Garage	674 sq. ft.
Covered Porch	154 sq. ft.



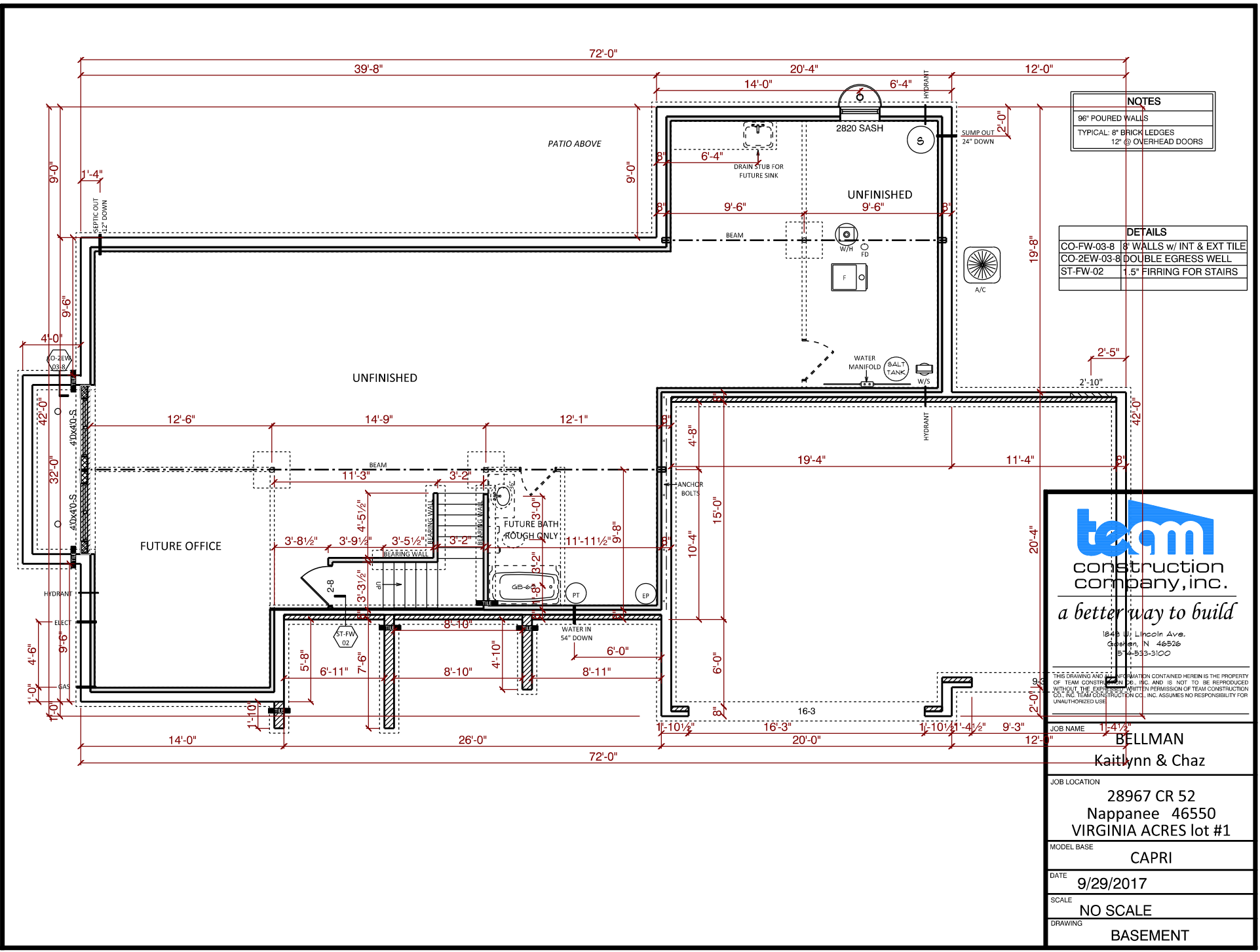
team
construction
company, inc.

a better way to build

1849 W. Lincoln Ave.
Goshen, IN 46536
574-533-3100


THIS DRAWING AND ALL INFORMATION CONTAINED HEREIN IS THE PROPERTY OF TEAM CONSTRUCTION CO., INC. AND IS NOT TO BE REPRODUCED WITHOUT THE EXPRESSED WRITTEN PERMISSION OF TEAM CONSTRUCTION CO., INC. TEAM CONSTRUCTION CO., INC. ASSUMES NO RESPONSIBILITY FOR UNAUTHORIZED USE.

JOB NAME	BELLMAN Kaitlynn & Chaz
JOB LOCATION	28967 CR 52 Nappanee 46550 VIRGINIA ACRES lot #1
MODEL BASE	CAPRI
DATE	9/29/2017
SCALE	NO SCALE
DRAWING	1st FLOOR



NOTES	
96" POURED WALLS	
TYPICAL: 8" BRICK LEDGES	
12" OVERHEAD DOORS	

DETAILS	
CO-FW-03-8	8" WALLS w/ INT & EXT TILE
CO-2EW-03-8	DOUBLE EGRESS WELL
ST-FW-02	1.5" FIRRING FOR STAIRS

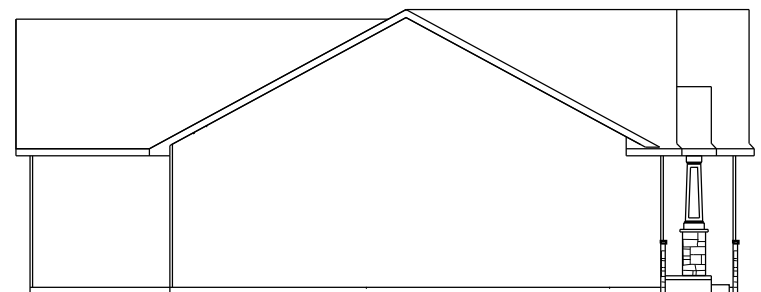

team
 construction
 company, inc.
a better way to build
 1249 S. Lincoln Ave.
 Green Bay, WI 54903
 920.433.3100

THIS DRAWING AND ALL INFORMATION CONTAINED HEREIN IS THE PROPERTY OF TEAM CONSTRUCTION CO., INC. AND IS NOT TO BE REPRODUCED WITHOUT THE EXPRESSED WRITTEN PERMISSION OF TEAM CONSTRUCTION CO., INC. TEAM CONSTRUCTION CO., INC. ASSUMES NO RESPONSIBILITY FOR UNAUTHORIZED USE.

JOB NAME	BELLMAN Kaitlynn & Chaz
JOB LOCATION	28967 CR 52 Nappanee 46550 VIRGINIA ACRES lot #1
MODEL BASE	CAPRI
DATE	9/29/2017
SCALE	NO SCALE
DRAWING	BASEMENT



REAR ELEVATION



LEFT ELEVATION



RIGHT ELEVATION

team
 construction
 company, inc.
a better way to build
 1849 W. Lincoln Ave.
 Gosport, IN 46526
 574-933-3100

THIS DRAWING AND ALL INFORMATION CONTAINED HEREIN IS THE PROPERTY OF TEAM CONSTRUCTION CO., INC. AND IS NOT TO BE REPRODUCED WITHOUT THE EXPRESS WRITTEN PERMISSION OF TEAM CONSTRUCTION CO., INC. TEAM CONSTRUCTION CO., INC. ASSUMES NO RESPONSIBILITY FOR UNAUTHORIZED USE.

- NOTES
- 1.
 - 2.
 - 3.

JOB NAME	Blackstone lot #76
JOB LOCATION	
JOB ADDRESS	
MODEL BASE	
SCALE	
DATE	November 26, 2012
DRAWING	ELEVATIONS

THIS DRAWING AND ALL INFORMATION CONTAINED HEREIN IS THE PROPERTY OF TEAM CONSTRUCTION CO., INC. AND IS NOT TO BE REPRODUCED WITHOUT THE EXPRESSED WRITTEN PERMISSION OF TEAM CONSTRUCTION CO., INC. TEAM CONSTRUCTION CO., INC. ASSUMES NO RESPONSIBILITY FOR UNAUTHORIZED USE.

- NOTES
1. 2 x 6 EXT WALLS 24" O.C.
 2. 3 1/4" CASING
 3. PELLA ENCOMPASS WINDOWS
 4. 11 7/8" FLOOR JOISTS

FIRST FLOOR LIVING AREA - 1,477.2 sq ft

SECOND FLOOR LIVING AREA - 0 sq ft

BASEMENT FINISHED AREA - 0 sq ft

GARAGE AREA - 555 sq ft

COVERED PORCH AREA - 144 sq ft

DECK AREA - sq ft

DETAILS

- FR-IAO-01 INTERIOR ARCHED NICHE
- FR-IAO-02 INTERIOR ARCHED OPENING
- FR-IAO-03 INTERIOR ARCHWAY
- TD-WC-01 HALF WALL with CAP

JOB NAME

BLACKSTONE lot#76

JOB LOCATION

JOB ADDRESS

MODEL BASE

CAPRI

SCALE

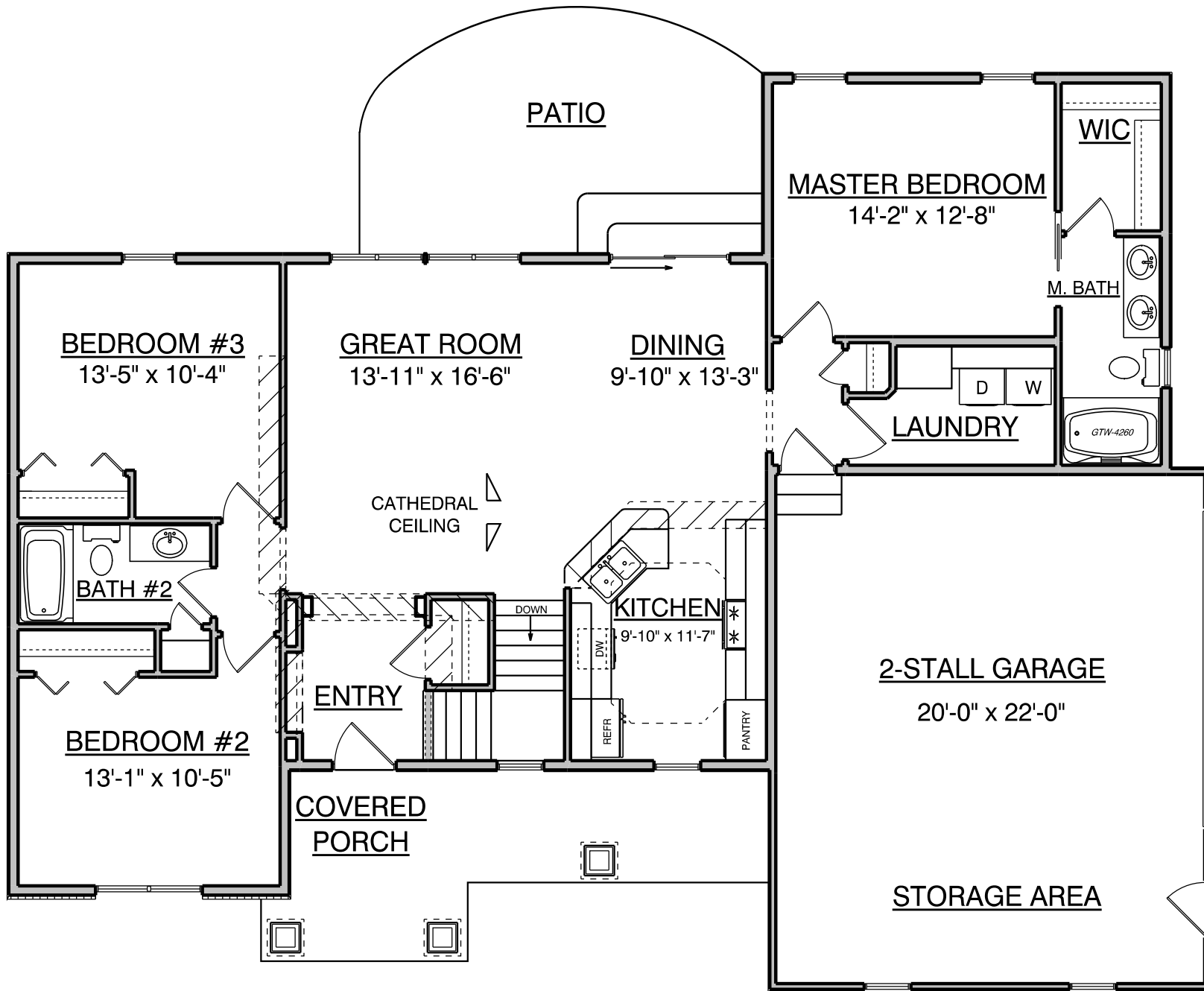
NO SCALE

DATE

November 26, 2012

DRAWING

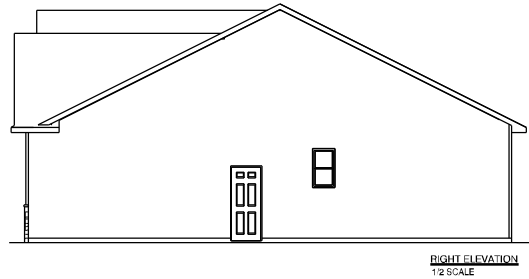
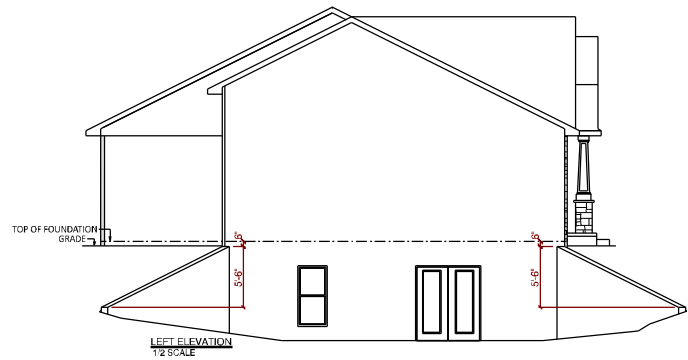
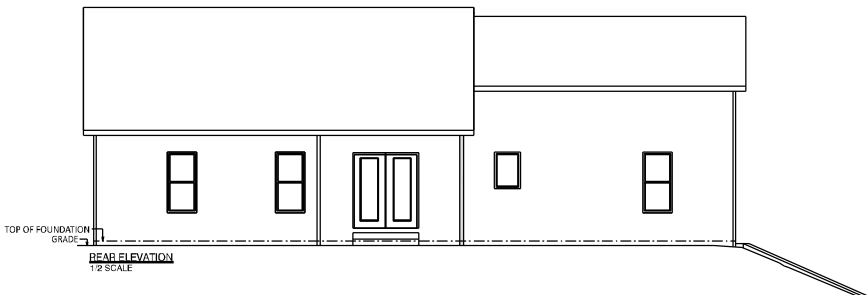
FIRST FLOOR PLAN





NOTES	
TYPICAL OVERHANGS	
EAVES:	16"
GABLES:	12"
WRAP (WHERE DRAWN): 6" P/T	
-unless noted otherwise-	

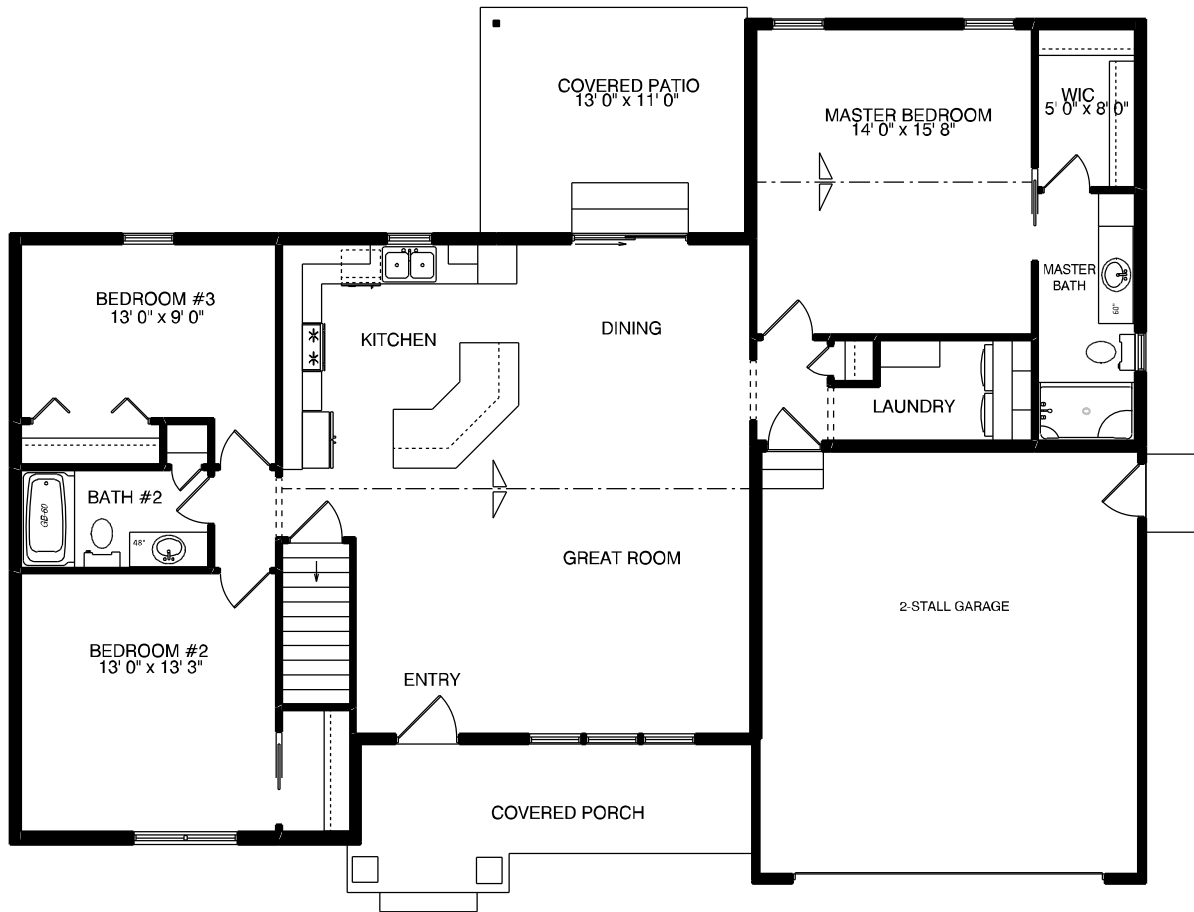
A → PO-C6 PORCH POSTS



1849 W. Lincoln Ave.
Goshen, IN 46526
574-533-3100

THIS DRAWING AND ALL INFORMATION CONTAINED HEREIN IS THE PROPERTY OF TEAM CONSTRUCTION CO. INC. AND IS NOT TO BE REPRODUCED WITHOUT THE EXPRESSED WRITTEN PERMISSION OF TEAM CONSTRUCTION CO. INC. TEAM CONSTRUCTION CO., INC. ASSUMES NO RESPONSIBILITY FOR UNAUTHORIZED USE.

JOB NAME	Bottles Aram and Jackie
JOB LOCATION	W 900 North Ligonier BOTTLES ESTATES Lot #3
MODEL BASE	CAPRI
DATE	10/4/2018
SCALE	NO SCALE
DRAWING	ELEVATIONS



NOTES	
2x6 EXT WALLS	24" O/C
11-7/8" I-JOISTS	
2x4 INT/GARAGE WALLS	16" O/C
PELLA ENCOMPASS WINDOWS	
3-1/4" WINDOW TRIM	
ALL CEILINGS 9'	
(unless otherwise noted)	

SQUARE FOOTAGE	
1st Floor	1525 sq. ft.
Garage	435 sq. ft.
Covered Porch	116 sq. ft.
Covered Patio	143 sq. ft.

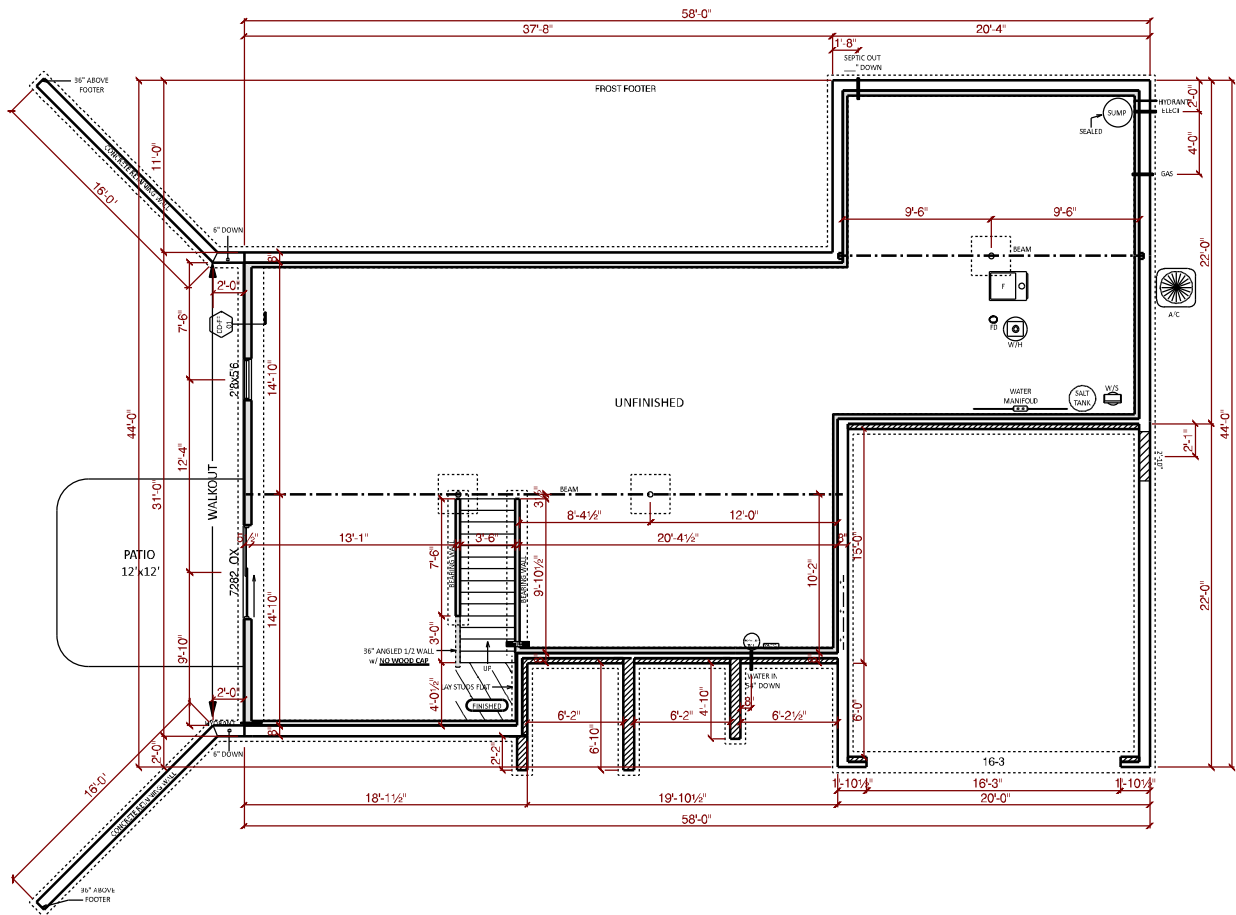


a better way to build

1849 W. Lincoln Ave.
Goshen, IN 46526
574-533-3100

THIS DRAWING AND ALL INFORMATION CONTAINED HEREIN IS THE PROPERTY OF TEAM CONSTRUCTION CO., INC. AND IS NOT TO BE REPRODUCED WITHOUT THE EXPRESSED WRITTEN PERMISSION OF TEAM CONSTRUCTION CO., INC. TEAM CONSTRUCTION CO., INC. ASSUMES NO RESPONSIBILITY FOR UNAUTHORIZED USE.

JOB NAME	Bottles Aram and Jackie
JOB LOCATION	_____ W 900 North Ligonier BOTTLES ESTATES Lot #3
MODEL BASE	CAPRI
DATE	10/4/2018
SCALE	NO SCALE
DRAWING	1st FLOOR



NOTES	
168" POURED WALLS	
TYPICAL: 6" BRICK LEDGES	
12" SB OVERHEAD DOORS	
PASSIVE RADON MITIGATION SYSTEM	

DETAILS	
CO.FW.02-01	9" WALLS w/ INT TILE
CO.FF.01	FROST FOOTER



a better way to build

1849 W. Lincoln Ave.
Goshen, IN 46526
574-533-3100

THIS DRAWING AND ALL INFORMATION CONTAINED HEREIN IS THE PROPERTY OF TEAM CONSTRUCTION CO. INC. AND IS NOT TO BE REPRODUCED WITHOUT THE EXPRESSED WRITTEN PERMISSION OF TEAM CONSTRUCTION CO. INC. TEAM CONSTRUCTION CO., INC. ASSUMES NO RESPONSIBILITY FOR UNAUTHORIZED USE.

JOB NAME
**Bottles
Aram and Jackie**

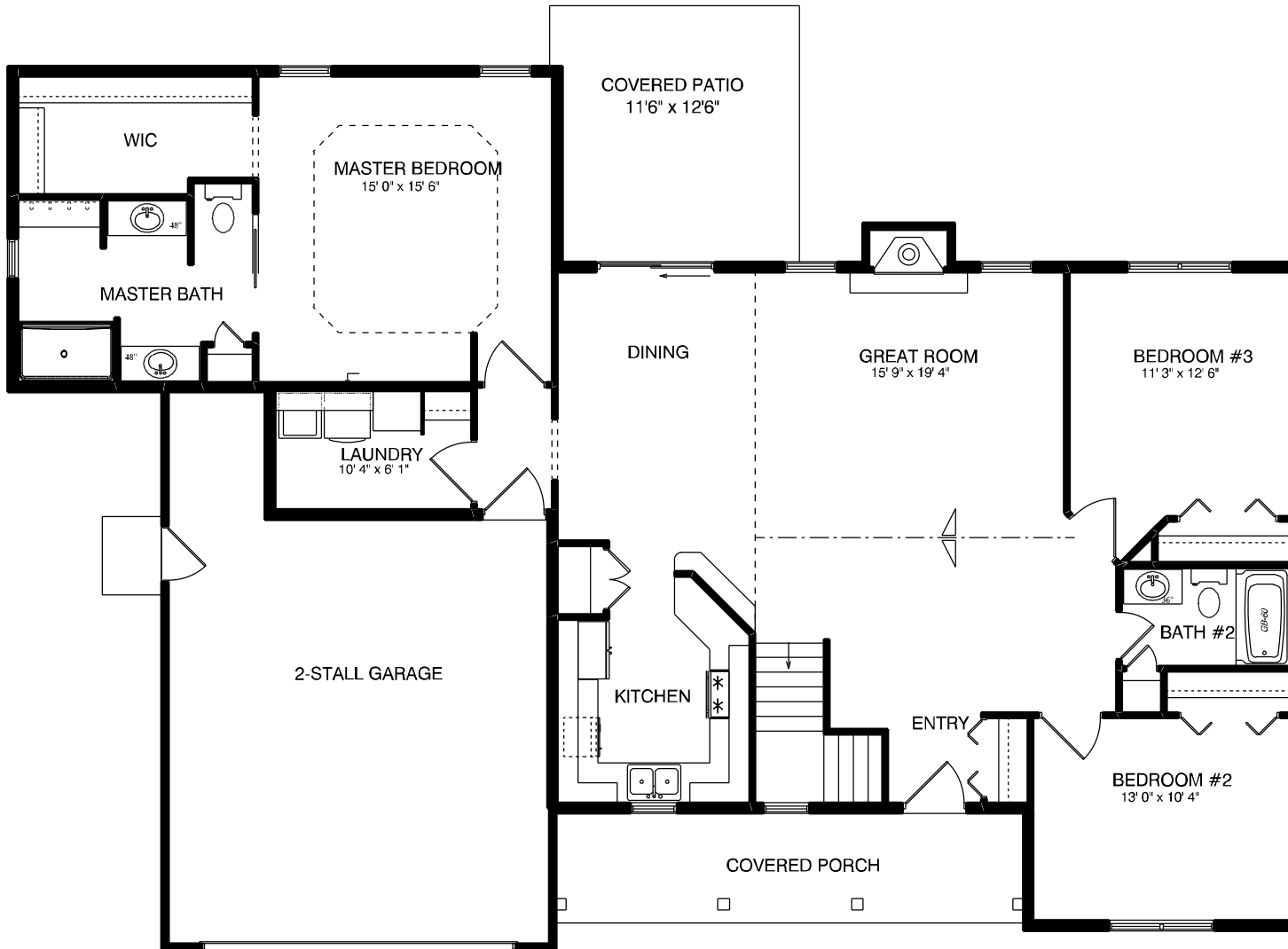
JOB LOCATION
**W 900 North
Ligonier
BOTTLES ESTATES Lot #3**

MODEL BASE
CAPRI

DATE
10/4/2018

SCALE
NO SCALE

DRAWING
BASEMENT



NOTES	
2x6 EXT WALLS	24" O/C
11-7/8" I-JOISTS	
PELLA ENCOMPASS WINDOWS	
3-1/4" WINDOW TRIM	
ALL CEILINGS	8'
(unless otherwise noted)	

SQUARE FOOTAGE	
1st Floor	1708 sq. ft.
Garage	472 sq. ft.
Covered Porch	148 sq. ft.
Covered Patio	144 sq. ft.

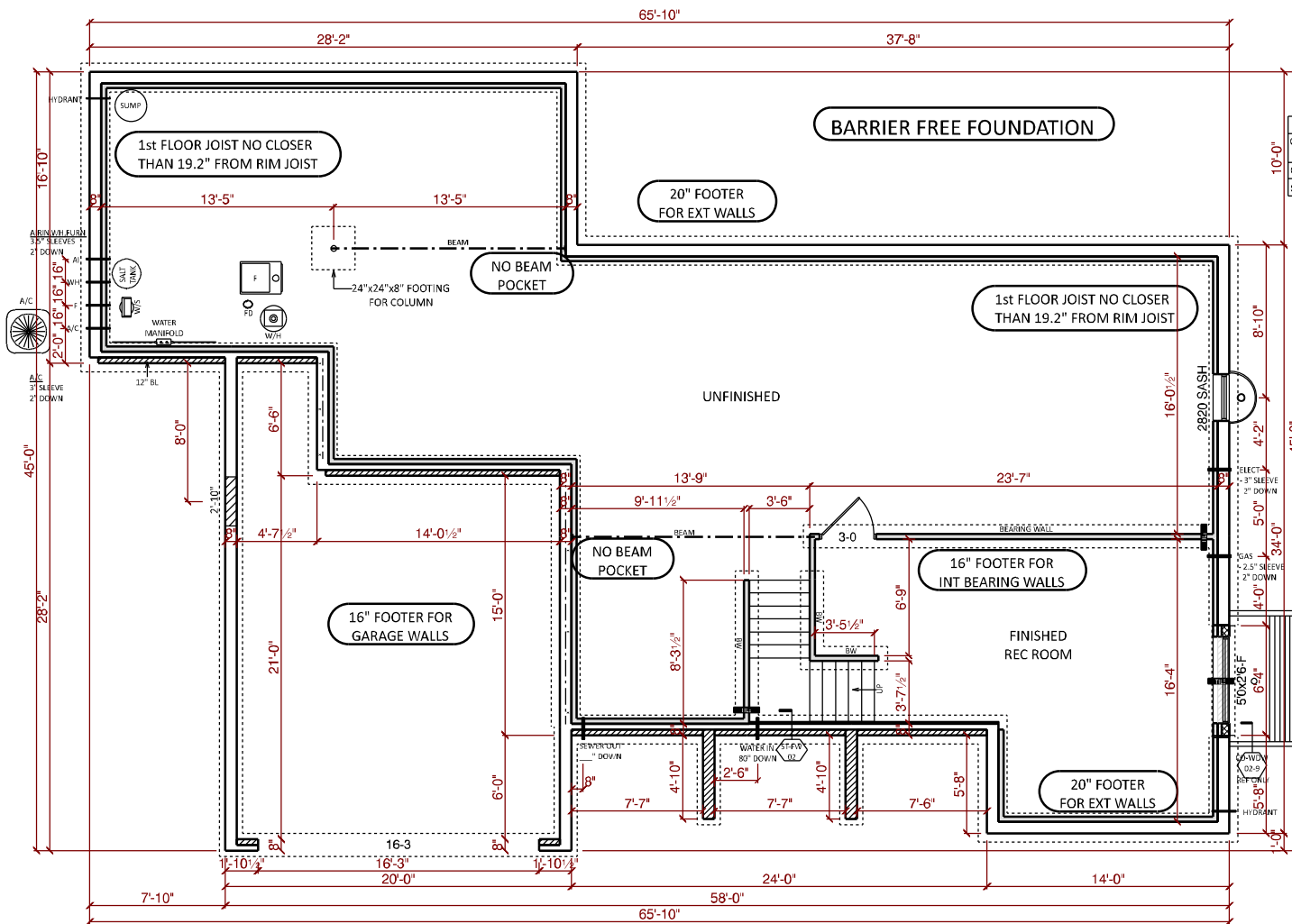


a better way to build

1849 W. Lincoln Ave.
Goshen, IN 46526
574-533-3100


THIS DRAWING AND ALL INFORMATION CONTAINED HEREIN IS THE PROPERTY OF TEAM CONSTRUCTION CO., INC. AND IS NOT TO BE REPRODUCED WITHOUT THE EXPRESSED WRITTEN PERMISSION OF TEAM CONSTRUCTION CO., INC. TEAM CONSTRUCTION CO., INC. ASSUMES NO RESPONSIBILITY FOR UNAUTHORIZED USE.

JOB NAME	BROWN Robert and Rebecca
JOB LOCATION	308 Haines Drive Elkhart HAINES LEX LANDING 4
MODEL BASE	CAPRI
DATE	8/17/2018
SCALE	NO SCALE
DRAWING	1st FLOOR



NOTES	
108'	POURED WALLS
TYPICAL:	8" BRICK LEDGES
	12" @ OVER-HEAD DOORS

DETAILS	
CO-BF-02-9-DF	9" WALLS w/ INT TILE & DROPPED FLOOR
CO-WDW-02-9	DAYLIGHT WINDOW WELL
ST-FW-02	1.5" FIRING FOR STAIRS



team
construction
company, inc.

a better way to build

1849 W. Lincoln Ave.
Goshen, IN 46526
574-533-3100

THIS DRAWING AND ALL INFORMATION CONTAINED HEREIN IS THE PROPERTY OF TEAM CONSTRUCTION CO., INC. AND IS NOT TO BE REPRODUCED WITHOUT THE EXPRESSED WRITTEN PERMISSION OF TEAM CONSTRUCTION CO., INC. TEAM CONSTRUCTION CO., INC. ASSUMES NO RESPONSIBILITY FOR UNAUTHORIZED USE.

JOB NAME	BROWN Robert and Rebecca
JOB LOCATION	308 Haines Drive Elkhart HAINES LEX LANDING 4
MODEL BASE	CAPRI
DATE	8/17/2018
SCALE	NO SCALE
DRAWING	BASEMENT



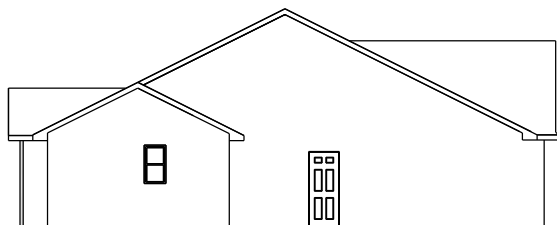
NOTES
TYPICAL OVERHANGS
EAVES: 16"
GABLES: 12"
WRAP (WHERE DRAWN): 6" P/T
-unless noted otherwise-



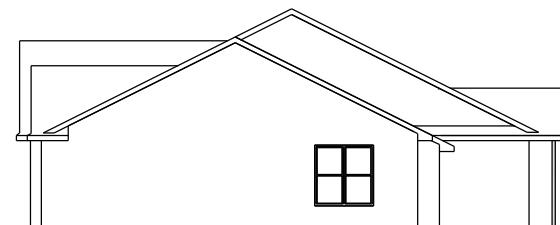
- A → 7" P/T PORCH POSTS
- B → MID-AMERICA 30" DESIGNER ROUND w/ KEYS



REAR ELEVATION
1/2 SCALE



LEFT ELEVATION
1/2 SCALE



RIGHT ELEVATION
1/2 SCALE



a better way to build

1849 W. Lincoln Ave.
Goshen, IN 46526
574-533-3100

THIS DRAWING AND ALL INFORMATION CONTAINED HEREIN IS THE PROPERTY OF TEAM CONSTRUCTION CO., INC. AND IS NOT TO BE REPRODUCED WITHOUT THE EXPRESSED WRITTEN PERMISSION OF TEAM CONSTRUCTION CO., INC. TEAM CONSTRUCTION CO., INC. ASSUMES NO RESPONSIBILITY FOR UNAUTHORIZED USE.

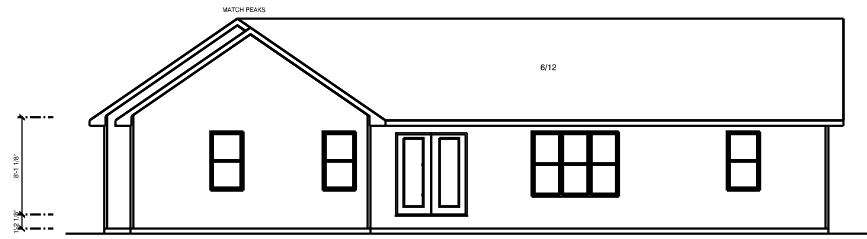
JOB NAME	BROWN Robert and Rebecca
JOB LOCATION	308 Haines Drive Elkhart HAINES LEX LANDING 4
MODEL BASE	CAPRI
DATE	8/17/2018
SCALE	NO SCALE
DRAWING	ELEVATIONS



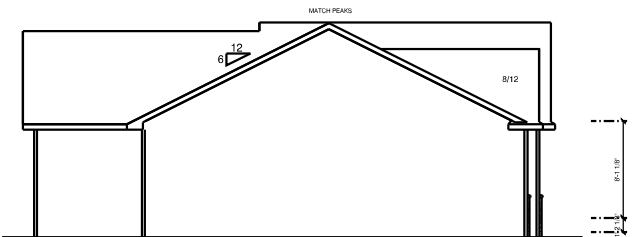
FRONT ELEVATION
SCALE: 1/8" = 1'-0"

TYPICAL OVERHANGS:
EAVES - 16"
GABLES - 12"

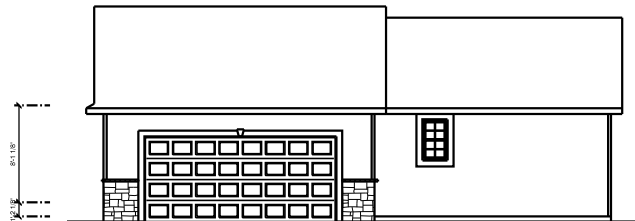
A	MID-AMERICA 22" VENT w/ PRIME TRIM WRAP & KEYS.
B	5" TURNED COLUMNS
C	6" ALUMINUM WRAP FRIEZE.
D	VINYL RAILING



REAR ELEVATION



LEFT ELEVATION



RIGHT ELEVATION



a better way to build

1849 W. Lincoln Ave.
Goshen, IN 46526
574-533-3100

THIS DRAWING AND ALL INFORMATION CONTAINED HEREIN IS THE PROPERTY OF TEAM CONSTRUCTION CO., INC. AND IS NOT TO BE REPRODUCED WITHOUT THE EXPRESSED WRITTEN PERMISSION OF TEAM CONSTRUCTION CO., INC. TEAM CONSTRUCTION CO., INC. ASSUMES NO RESPONSIBILITY FOR UNAUTHORIZED USE.

NOTES

DETAILS

JOB NAME
RICK & ANGEL BRYANT

JOB LOCATION
ROOKSTOOL ESTATES LOT NO. 1

JOB ADDRESS
68359 US 33 GOSHEN, IN 46526

MODEL BASE
CAPRI

SCALE
1/8" = 1'-0"

DATE
April 10, 2012

DRAWING
ELEVATIONS

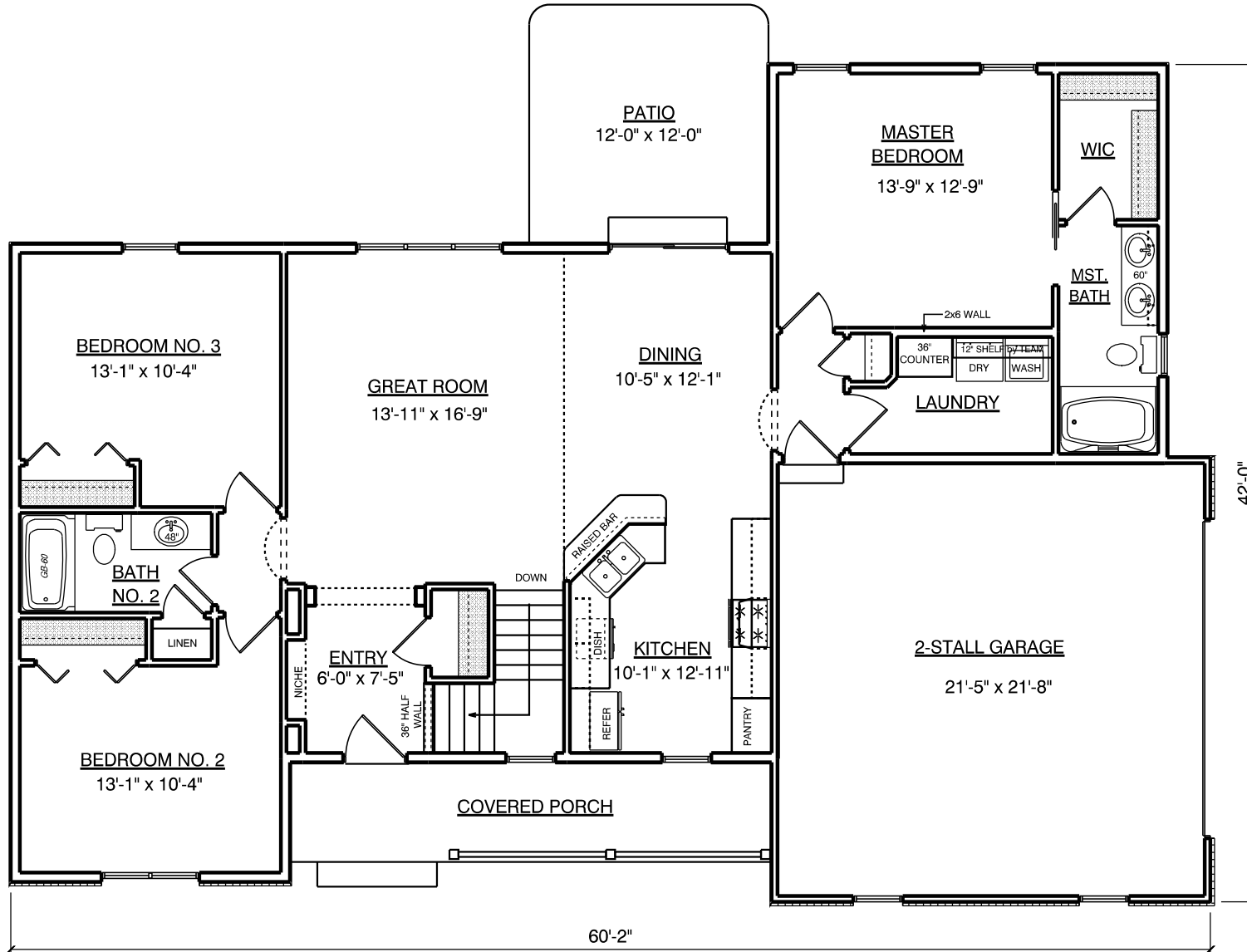
THIS DRAWING AND ALL INFORMATION CONTAINED HEREIN IS THE PROPERTY OF TEAM CONSTRUCTION CO., INC. AND IS NOT TO BE REPRODUCED WITHOUT THE EXPRESSED WRITTEN PERMISSION OF TEAM CONSTRUCTION CO., INC. TEAM CONSTRUCTION CO., INC. ASSUMES NO RESPONSIBILITY FOR UNAUTHORIZED USE.

NOTES

1. PELLA PROLINE DOUBLE HUNG WINDOWS
2. 2x6 EXTERIOR WALLS
3. 2 1/4" CASING
4. 8'-0" CEILINGS

DETAILS

- INTERIOR ARCHWAY - 01 COLUMN DETAIL
- INTERIOR ARCHWAY - 01
- HALF WALL CAP DETAIL - 01
- LAUNDRY SHELF
- RAISED SNACK BAR
- NICHE - FR-IAO - 1



FIRST FLOOR LIVING AREA - 1,476 sq ft

TOTAL LIVING AREA - 1,476 sq ft

BASEMENT FINISHED AREA - 0 sq ft

GARAGE AREA - 484 sq ft

COVERED PORCH AREA - 120 sq ft

JOB NAME

**RICK & ANGEL
 BRYANT**

JOB LOCATION

**ROOKSTOOL ESTATES
 LOT NO. 1**

JOB ADDRESS

**68359 US 33
 GOSHEN, IN 46526**

MODEL BASE

CAPRI

SCALE

1/8" = 1'-0"

DATE

April 10, 2012

DRAWING

FLOOR PLAN

THIS DRAWING AND ALL INFORMATION CONTAINED HEREIN IS THE PROPERTY OF TEAM CONSTRUCTION CO., INC. AND IS NOT TO BE REPRODUCED WITHOUT THE EXPRESSED WRITTEN PERMISSION OF TEAM CONSTRUCTION CO., INC. TEAM CONSTRUCTION CO., INC. ASSUMES NO RESPONSIBILITY FOR UNAUTHORIZED USE.

NOTES

DETAILS

JOB NAME

**RICK & ANGEL
 BRYANT**

JOB LOCATION

**ROOKSTOOL ESTATES
 LOT NO. 1**

JOB ADDRESS

**68359 US 33
 GOSHEN, IN 46526**

MODEL BASE

CAPRI

SCALE

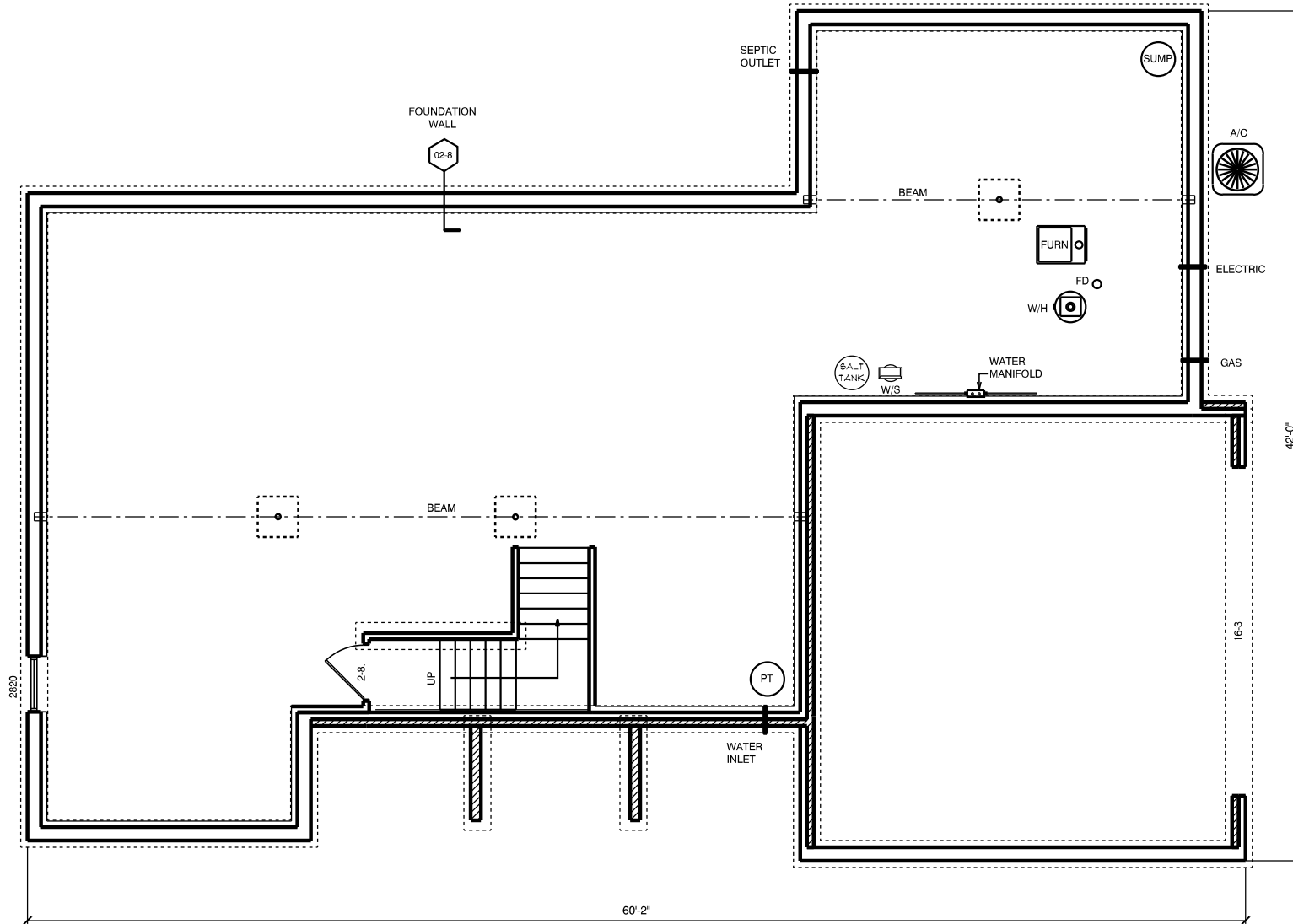
1/8" = 1'-0"

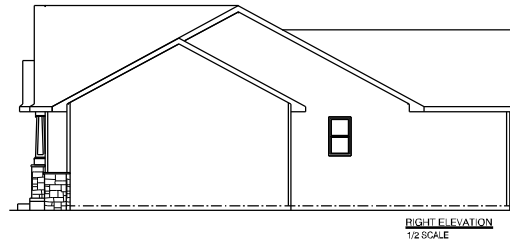
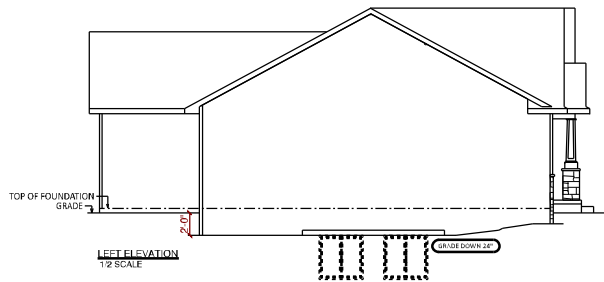
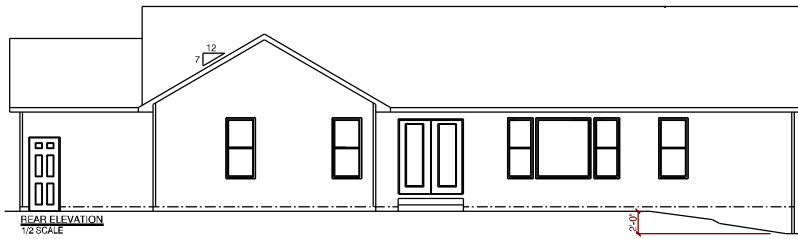
DATE

April 10, 2012

DRAWING

BASEMENT





team
construction
company, inc.

a better way to build

1849 W. Lincoln Ave.
Goshen, IN 46526
574-533-3100

THIS DRAWING AND ALL INFORMATION CONTAINED HEREIN IS THE PROPERTY OF TEAM CONSTRUCTION CO., INC. AND IS NOT TO BE REPRODUCED WITHOUT THE EXPRESSED WRITTEN PERMISSION OF TEAM CONSTRUCTION CO., INC. TEAM CONSTRUCTION CO., INC. ASSUMES NO RESPONSIBILITY FOR UNAUTHORIZED USE.

JOB NAME

**ECKELBARGER
Jerry**

JOB LOCATION

**1118 Blackstone Blvd.
Nappanee 46550
BLACKSTONE Lot 30A**

MODEL BASE

CAPRI

DATE

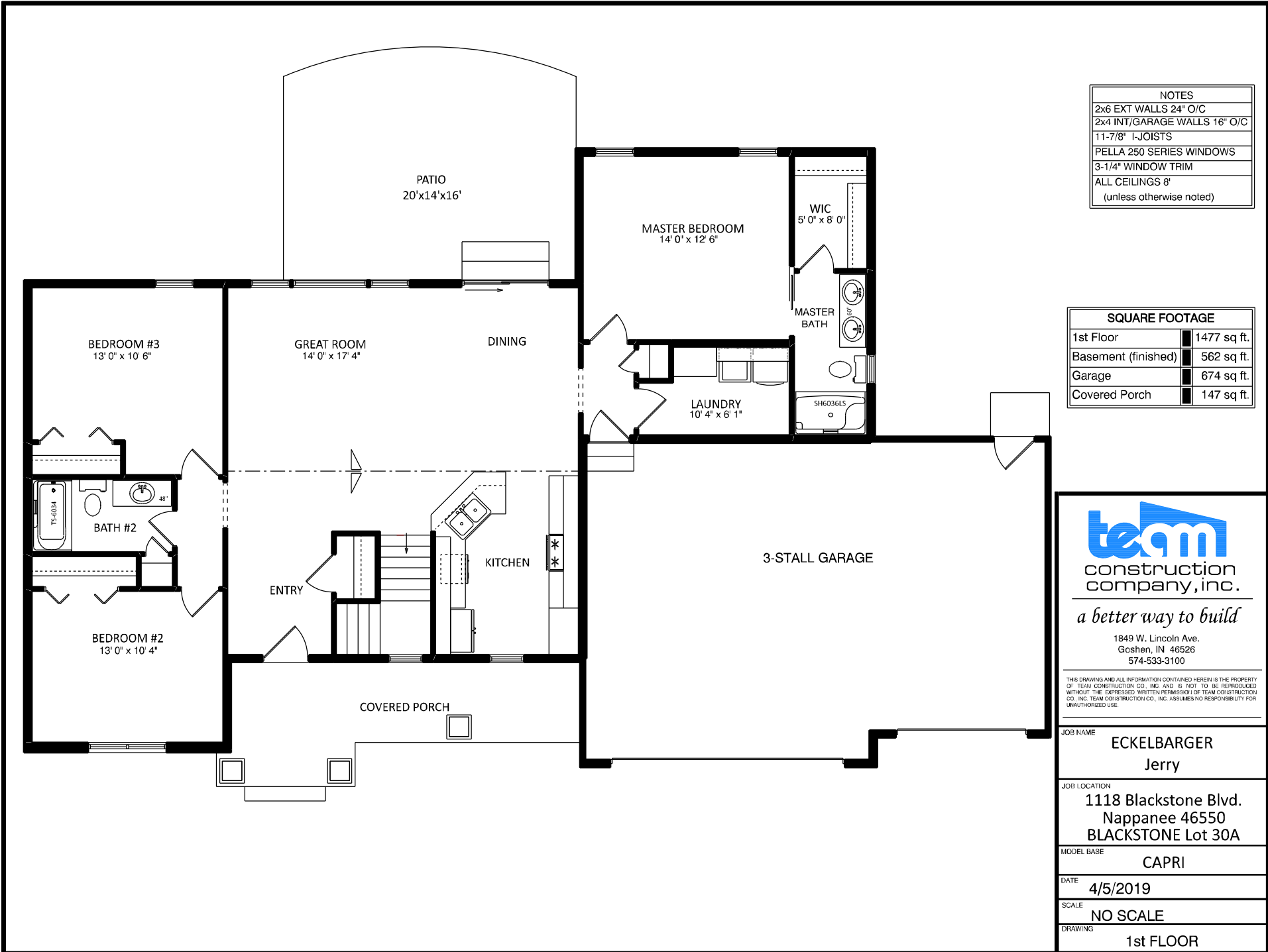
4/5/2019

SCALE

NO SCALE

DRAWING

ELEVATIONS



NOTES	
2x6 EXT WALLS	24" O/C
2x4 INT/GARAGE WALLS	16" O/C
	11-7/8" I-JOISTS
	PELLA 250 SERIES WINDOWS
	3-1/4" WINDOW TRIM
	ALL CEILINGS 8"
	(unless otherwise noted)

SQUARE FOOTAGE	
1st Floor	1477 sq. ft.
Basement (finished)	562 sq. ft.
Garage	674 sq. ft.
Covered Porch	147 sq. ft.



a better way to build

1849 W. Lincoln Ave.
Goshen, IN 46526
574-533-3100

THIS DRAWING AND ALL INFORMATION CONTAINED HEREIN IS THE PROPERTY OF TEAM CONSTRUCTION CO., INC. AND IS NOT TO BE REPRODUCED WITHOUT THE EXPRESSED WRITTEN PERMISSION OF TEAM CONSTRUCTION CO., INC. TEAM CONSTRUCTION CO., INC. ASSUMES NO RESPONSIBILITY FOR UNAUTHORIZED USE.

JOB NAME
**ECKELBARGER
Jerry**

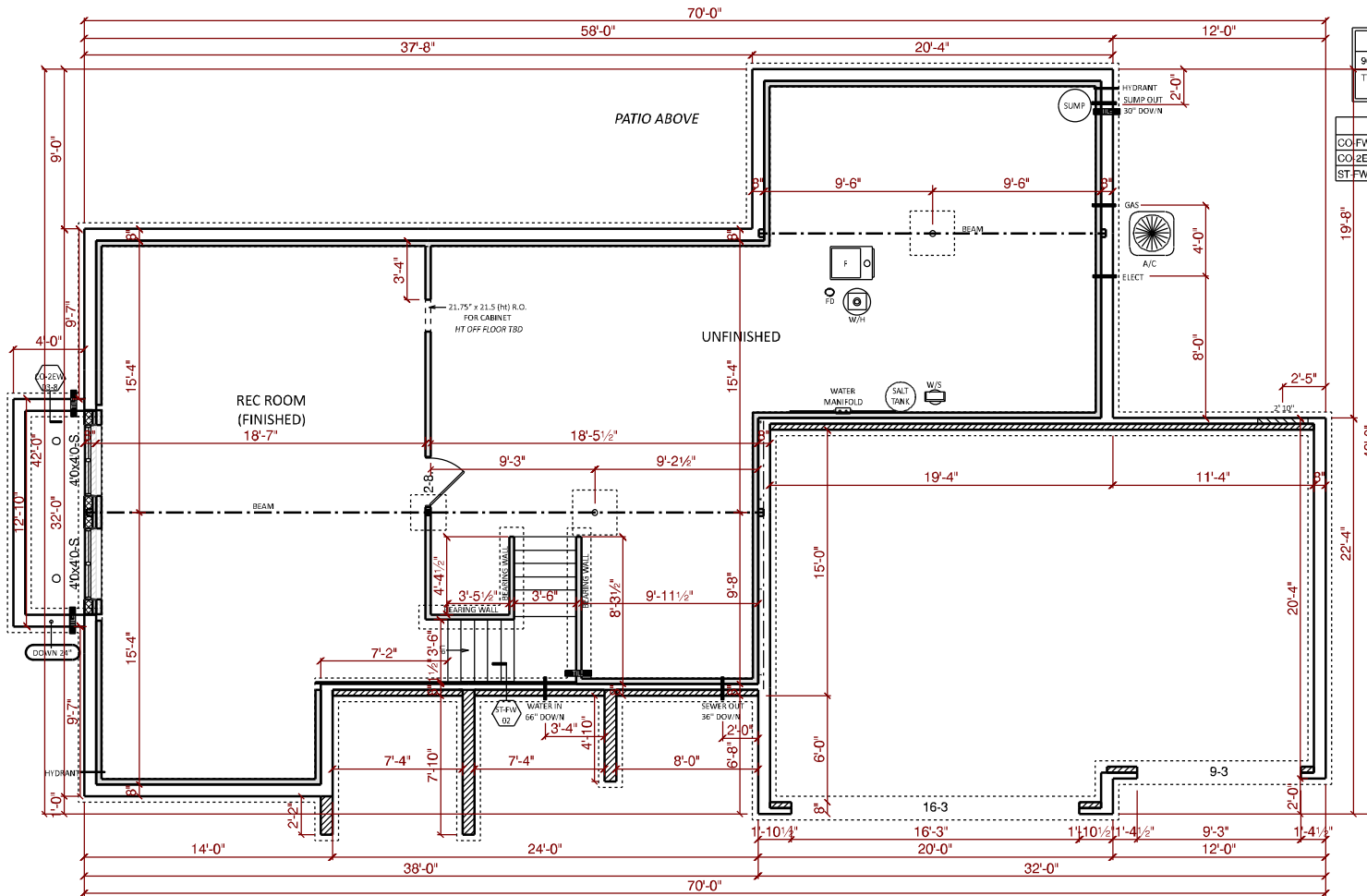
JOB LOCATION
**1118 Blackstone Blvd.
Nappanee 46550
BLACKSTONE Lot 30A**

MODEL BASE
CAPRI

DATE
4/5/2019

SCALE
NO SCALE

DRAWING
1st FLOOR



NOTES	
96'	POURED WALLS
TYPICAL:	8" BRICK LEDGES
	12" @ OVER-HEAD DOORS

DETAILS	
CO-FW-03-8	8" WALLS w/ INT & EXT TILE
CO-2EW-8	DOUBLE EGRESS WINDOW WELL
ST-FW-02	1.5" FIRING FOR STAIRS



a better way to build

1849 W. Lincoln Ave.
Goshen, IN 46526
574-533-3100

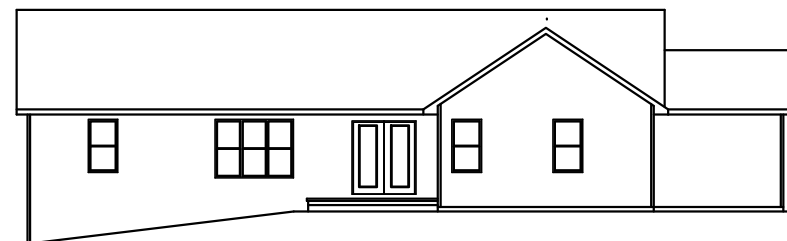
THIS DRAWING AND ALL INFORMATION CONTAINED HEREIN IS THE PROPERTY OF TEAM CONSTRUCTION CO., INC. AND IS NOT TO BE REPRODUCED WITHOUT THE EXPRESSED WRITTEN PERMISSION OF TEAM CONSTRUCTION CO., INC. TEAM CONSTRUCTION CO., INC. ASSUMES NO RESPONSIBILITY FOR UNAUTHORIZED USE.

JOB NAME	ECKELBARGER Jerry
JOB LOCATION	1118 Blackstone Blvd. Nappanee 46550 BLACKSTONE Lot 30A
MODEL BASE	CAPRI
DATE	4/5/2019
SCALE	NO SCALE
DRAWING	BASEMENT

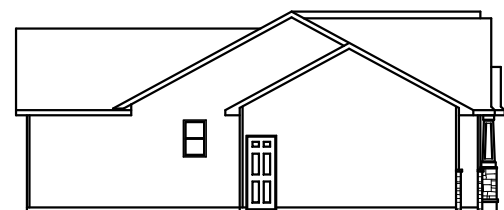


FRONT ELEVATION

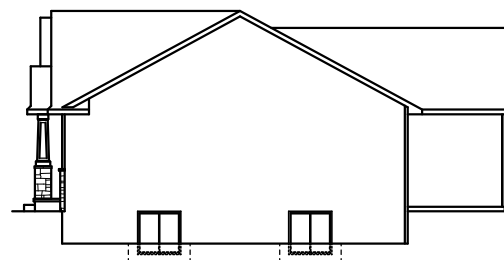
CRAFTSMAN ELEVATION SHOWN WITH:
 STONE ACCENT OPTION "B" WAINSCOT AND PILLAR BASES
 OPTIONAL SHAKE SIDING ACCENT
 OPTIONAL CRAFTSMAN OVERHEAD DOORS
 OPTIONAL 3rd STALL GARAGE
 OPTIONAL CRAFTSMAN STYLE FRONT DOOR



REAR ELEVATION
 1/2 SCALE



LEFT ELEVATION
 1/2 SCALE



RIGHT ELEVATION
 1/2 SCALE

JOB NAME
LOT #82 - EMERALD CHASE

JOB LOCATION

JOB ADDRESS
**57415 JADE CIRCLE
 GOSHEN, IN**

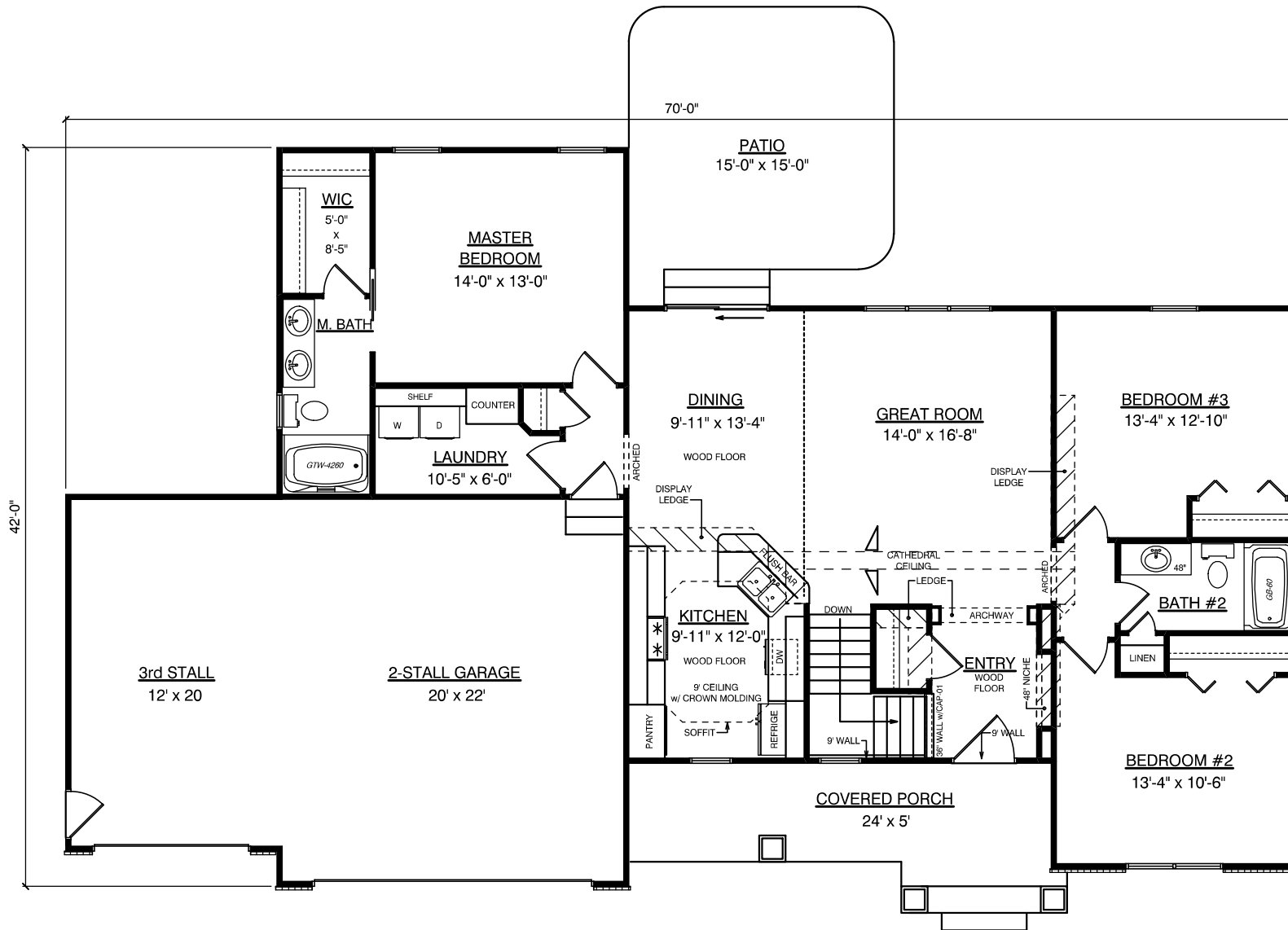
MODEL BASE
 CAPRI

SCALE

DATE
 June 03, 2011

DRAWING
ELEVATIONS

THIS DRAWING AND ALL INFORMATION CONTAINED HEREIN IS THE PROPERTY OF TEAM CONSTRUCTION CO., INC. AND IS NOT TO BE REPRODUCED WITHOUT THE EXPRESSED WRITTEN PERMISSION OF TEAM CONSTRUCTION CO., INC. TEAM CONSTRUCTION CO., INC. ASSUMES NO RESPONSIBILITY FOR UNAUTHORIZED USE.



FIRST FLOOR LIVING AREA -	1,476 sq ft
BASEMENT FINISHED AREA -	0 sq ft
GARAGE AREA -	679 sq ft
COVERED PORCH AREA -	120 sq ft
DECK AREA -	0 sq ft

JOB NAME
LOT #82 - EMERALD CHASE

JOB LOCATION

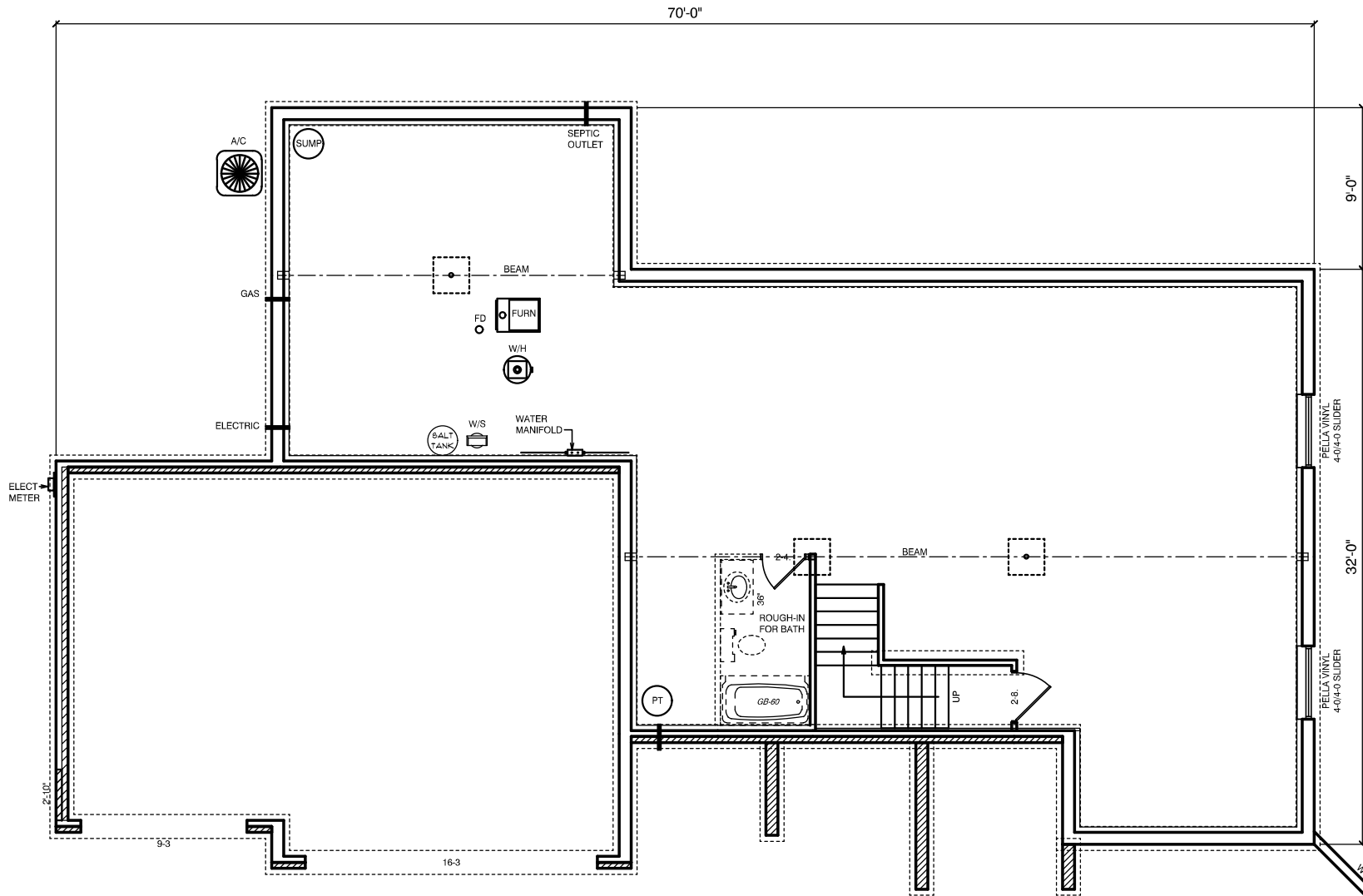
JOB ADDRESS
**57415 JADE CIRCLE
 GOSHEN, IN**

MODEL BASE
 CAPRI

SCALE

DATE
 June 03, 2011

DRAWING
FIRST FLOOR PLAN



JOB NAME
LOT #82 - EMERALD CHASE

JOB LOCATION

JOB ADDRESS
**57415 JADE CIRCLE
 GOSHEN, IN**

MODEL NAME
CAPRI

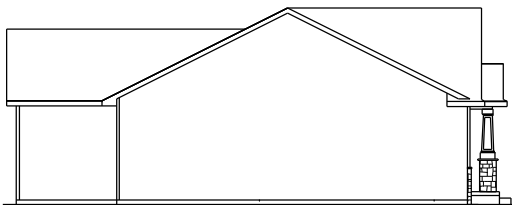
SCALE

DATE
 June 03, 2011

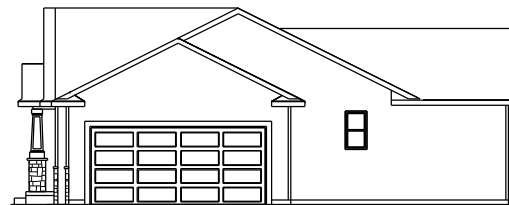
DRAWING
BASEMENT PLAN



REAR ELEVATION
1/2 SCALE



LEFT ELEVATION
1/2 SCALE



RIGHT ELEVATION
1/2 SCALE

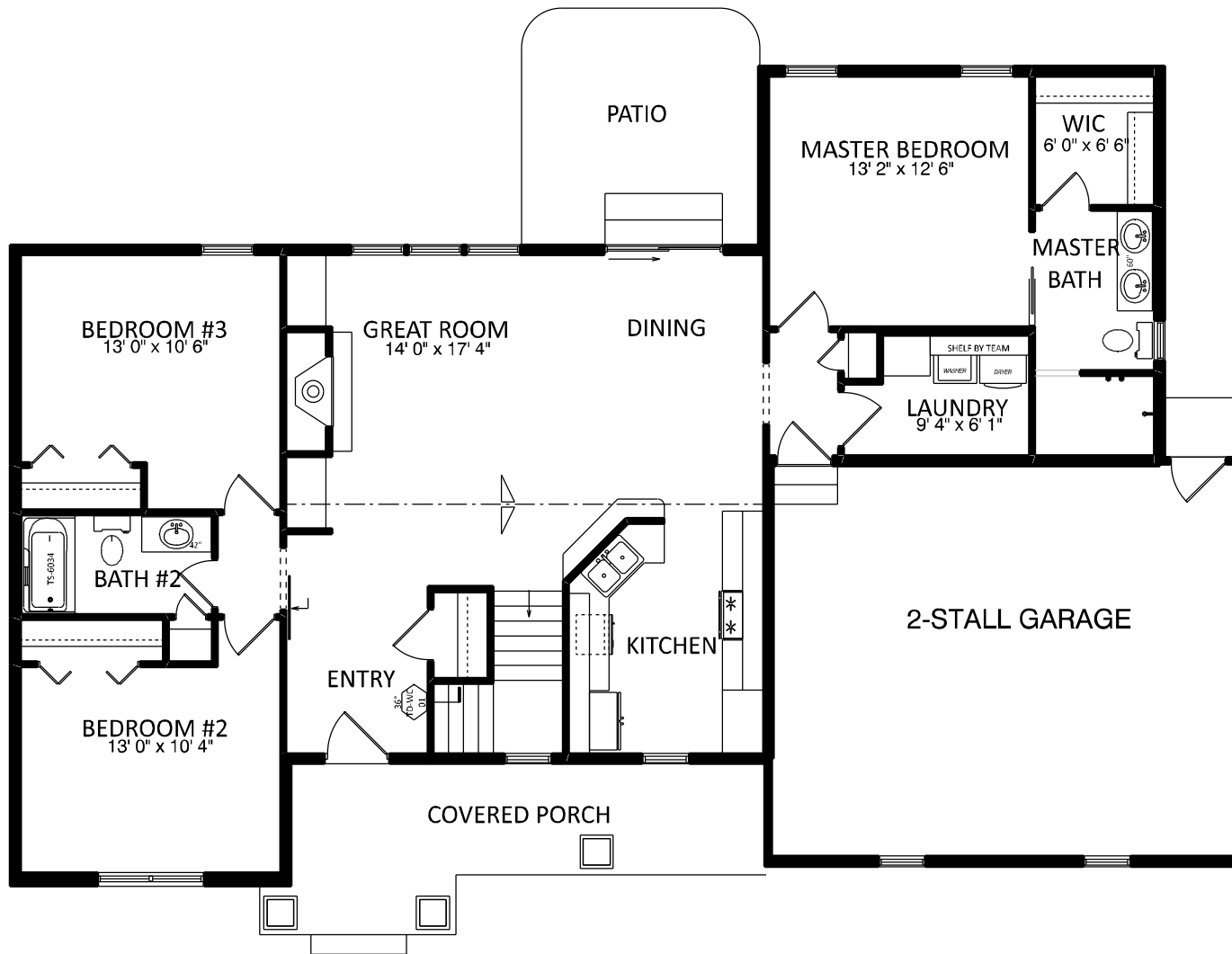
team
construction
company, inc.

a better way to build

1849 W. Lincoln Ave.
Goshen, IN 46526
574-533-3100

THIS DRAWING AND ALL INFORMATION CONTAINED HEREIN IS THE PROPERTY OF TEAM CONSTRUCTION CO., INC. AND IS NOT TO BE REPRODUCED WITHOUT THE EXPRESSED WRITTEN PERMISSION OF TEAM CONSTRUCTION CO., INC. TEAM CONSTRUCTION CO., INC. ASSUMES NO RESPONSIBILITY FOR UNAUTHORIZED USE.

JOB NAME	FOUGHT Barbara
JOB LOCATION	
MODEL BASE	CAPRI
DATE	5/17/2019
SCALE	NO SCALE
DRAWING	ELEVATIONS



SQUARE FOOTAGE	
1st Floor	1,479 sq. ft.
Garage	475 sq. ft.
Covered Porch	143 sq. ft.

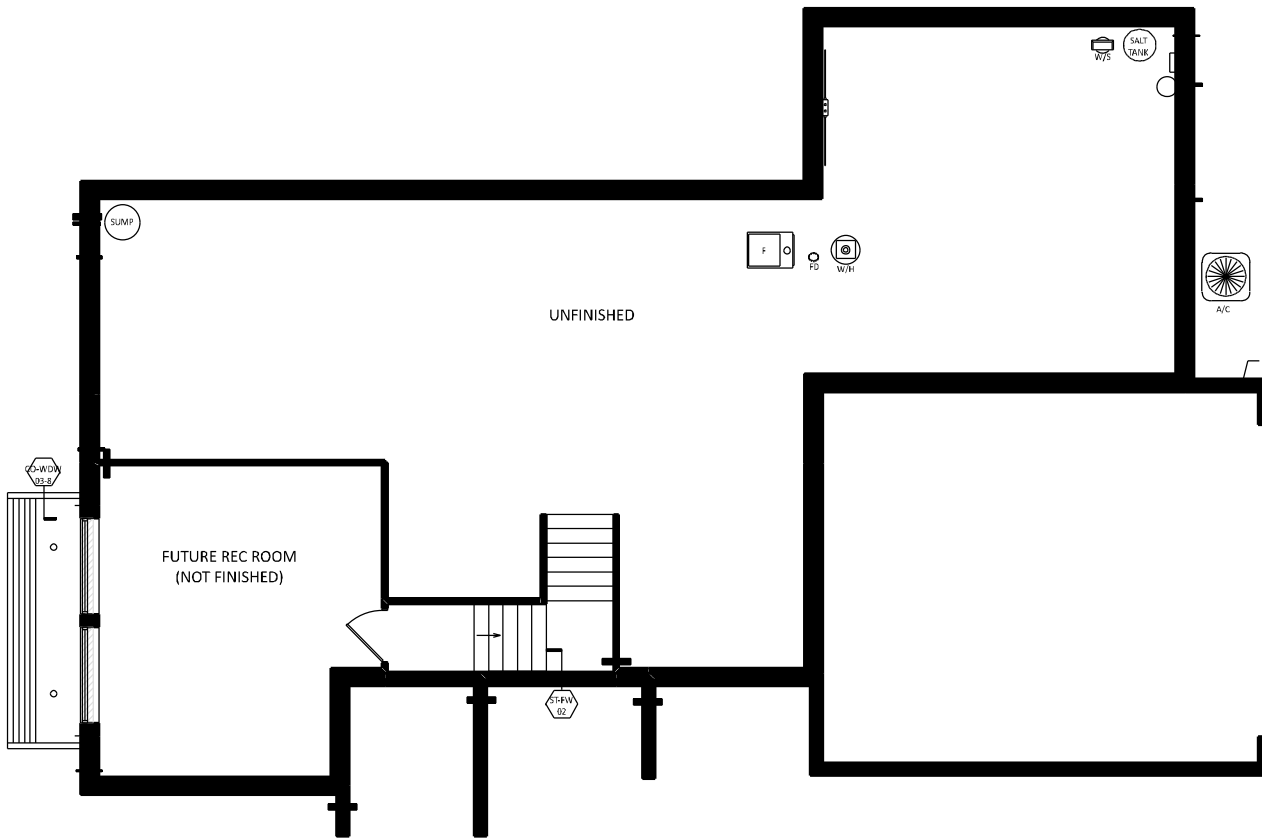


a better way to build

1849 W. Lincoln Ave.
Goshen, IN 46526
574-533-3100

THIS DRAWING AND ALL INFORMATION CONTAINED HEREIN IS THE PROPERTY OF TEAM CONSTRUCTION CO., INC. AND IS NOT TO BE REPRODUCED WITHOUT THE EXPRESSED WRITTEN PERMISSION OF TEAM CONSTRUCTION CO., INC. TEAM CONSTRUCTION CO., INC. ASSUMES NO RESPONSIBILITY FOR UNAUTHORIZED USE.

JOB NAME	FOUGHT Barbara
JOB LOCATION	
MODEL BASE	CAPRI
DATE	5/17/2019
SCALE	NO SCALE
DRAWING	1st FLOOR



NOTES	
96" POURED WALLS	
TYPICAL: 8" BRICK LEDGES	
12" @ OVERHEAD DOORS	

DETAILS	
CO-FW-03-8	8" WALLS w/ INT & EXT TILE
CO-WDW-03-8	DAYLIGHT WINDOW WELL
ST-FW-02	.5" FIRING FOR STAIRS



a better way to build

1849 W. Lincoln Ave.
Goshen, IN 46526
574-533-3100

THIS DRAWING AND ALL INFORMATION CONTAINED HEREIN IS THE PROPERTY OF TEAM CONSTRUCTION CO. INC. AND IS NOT TO BE REPRODUCED WITHOUT THE EXPRESSED WRITTEN PERMISSION OF TEAM CONSTRUCTION CO. INC. TEAM CONSTRUCTION CO., INC. ASSUMES NO RESPONSIBILITY FOR UNAUTHORIZED USE.

JOB NAME	FOUGHT Barbara
JOB LOCATION	
MODEL BASE	CAPRI
DATE	5/17/2019
SCALE	NO SCALE
DRAWING	BASEMENT

THIS DRAWING AND ALL INFORMATION CONTAINED HEREIN IS THE PROPERTY OF TEAM CONSTRUCTION CO., INC. AND IS NOT TO BE REPRODUCED WITHOUT THE EXPRESSED WRITTEN PERMISSION OF TEAM CONSTRUCTION CO., INC. TEAM CONSTRUCTION CO., INC. ASSUMES NO RESPONSIBILITY FOR UNAUTHORIZED USE.

NOTES



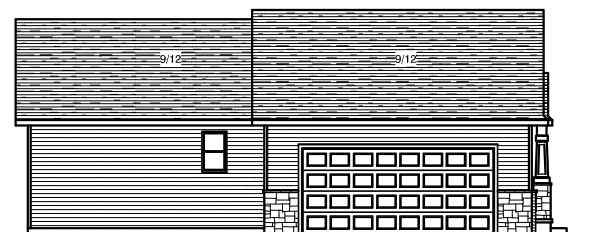
FRONT ELEVATION

TYPICAL OVERHANGS:
 EAVES - 16"
 GABLES - 12"

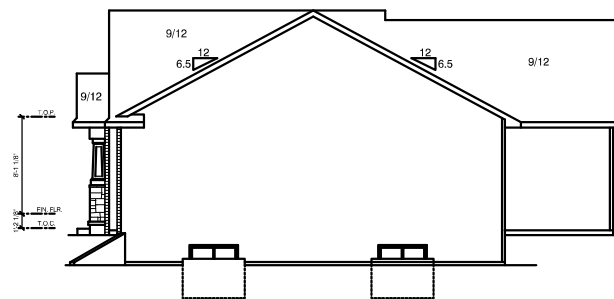
A	6" ALUMINUM FRIEZE
B	6" ALUMINUM WRAP



REAR ELEVATION
 1/2 SCALE



LEFT ELEVATION
 1/2 SCALE



RIGHT ELEVATION
 1/2 SCALE

JOB NAME
**JASON & ANDREA
 GOLDEN**

JOB LOCATION

JOB ADDRESS
**70104 C.R. 15
 NEW PARIS, IN 46553**

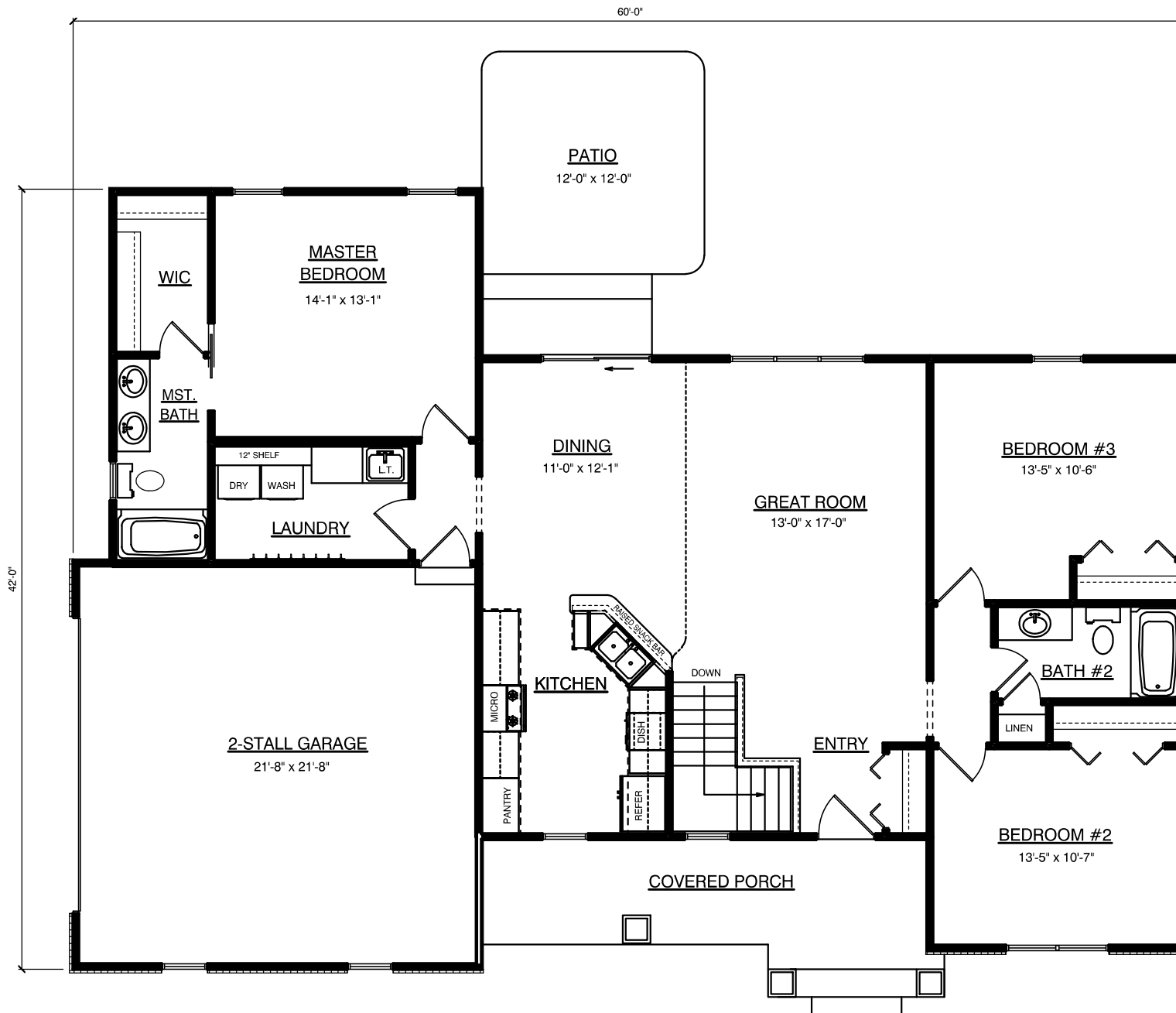
MODEL BASE
 CAPRI

SCALE
 1/8" = 1'-0"

DATE
 September 01, 2011

DRAWING

ELEVATIONS



a better way to build

1849 W. Lincoln Ave.
Goshen, IN 46526
574-533-3100

THIS DRAWING AND ALL INFORMATION CONTAINED HEREIN IS THE PROPERTY OF TEAM CONSTRUCTION CO., INC. AND IS NOT TO BE REPRODUCED WITHOUT THE EXPRESSED WRITTEN PERMISSION OF TEAM CONSTRUCTION CO., INC. TEAM CONSTRUCTION CO., INC. ASSUMES NO RESPONSIBILITY FOR UNAUTHORIZED USE.

NOTES

1. PELLA PROLINE CLAD DBL. HUNG WINDOWS.
2. 2x4 EXTERIOR WALLS
- 3.

FIRST FLOOR LIVING AREA - 1,477 sq ft

TOTAL LIVING AREA - 1,477 sq ft

BASEMENT FINISHED AREA - 782 sq ft

GARAGE AREA - 480 sq ft

COVERED PORCH AREA - 145 sq ft

DECK AREA - 0 sq ft

JOB NAME
**JASON & ANDREA
GOLDEN**

JOB LOCATION

JOB ADDRESS
**70104 C.R. 15
NEW PARIS, IN 46553**

MODEL BASE
CAPRI

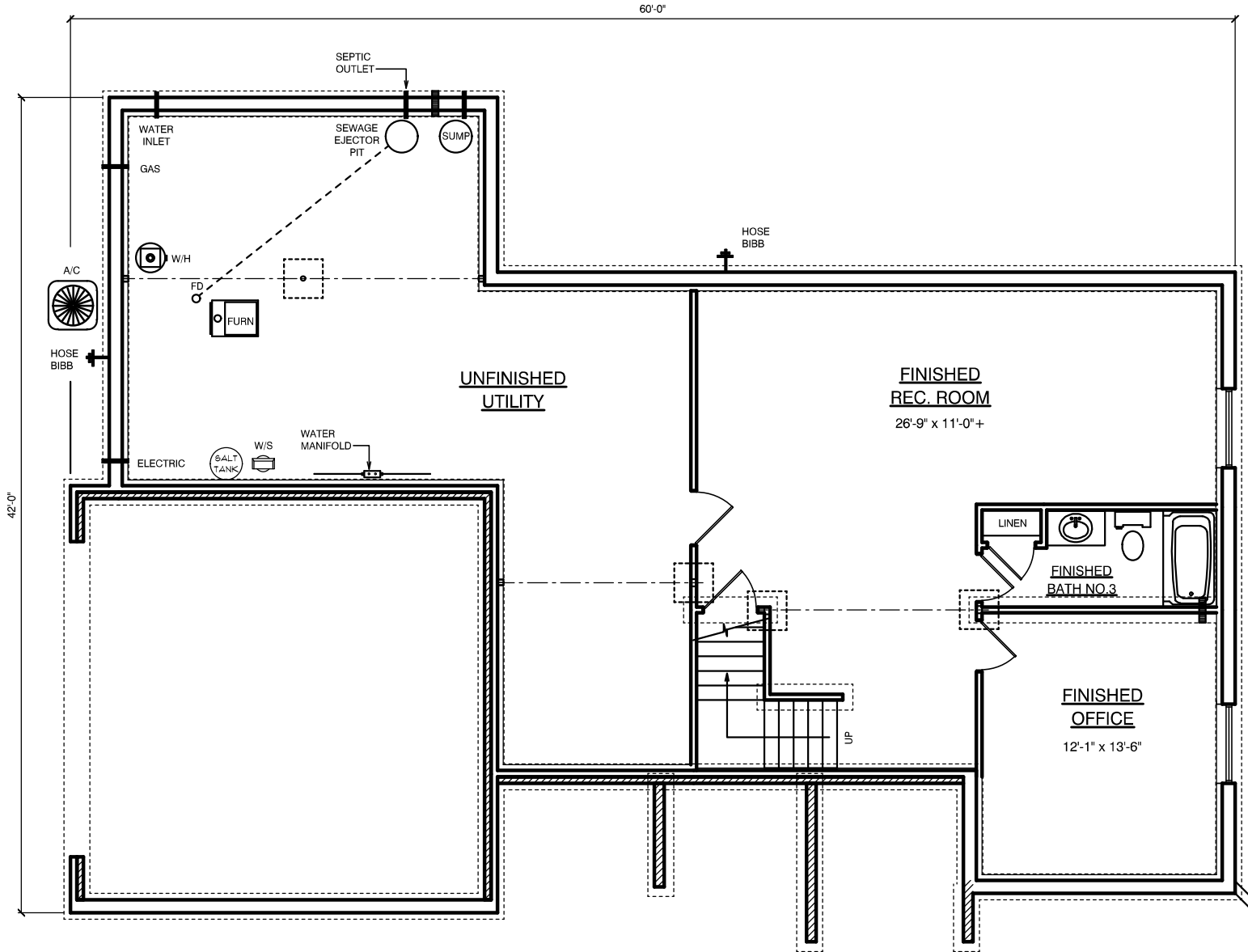
SCALE
1/8" = 1'-0"

DATE
September 01, 2011

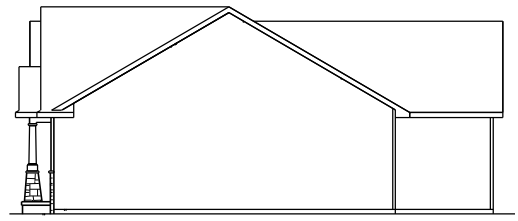
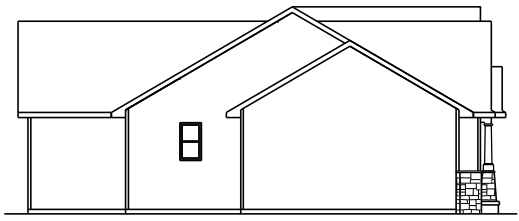
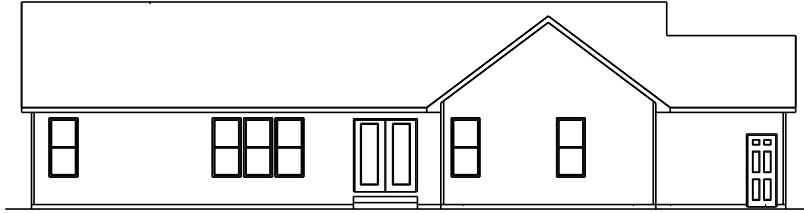
DRAWING
FLOOR PLAN

THIS DRAWING AND ALL INFORMATION CONTAINED HEREIN IS THE PROPERTY OF TEAM CONSTRUCTION CO., INC. AND IS NOT TO BE REPRODUCED WITHOUT THE EXPRESSED WRITTEN PERMISSION OF TEAM CONSTRUCTION CO., INC. TEAM CONSTRUCTION CO., INC. ASSUMES NO RESPONSIBILITY FOR UNAUTHORIZED USE.

NOTES



JOB NAME	JASON & ANDREA GOLDEN
JOB LOCATION	
JOB ADDRESS	70104 C.R. 15 NEW PARIS, IN 46553
MODEL BASE	CAPRI
SCALE	1/8" = 1'-0"
DATE	September 01, 2011
DRAWING	BASEMENT PLAN



construction
company, inc.

a better way to build

1849 W. Lincoln Ave.
Goshen, IN 46526
574-533-3100

THIS DRAWING AND ALL INFORMATION CONTAINED HEREIN IS THE PROPERTY OF TEAM CONSTRUCTION CO., INC. AND IS NOT TO BE REPRODUCED WITHOUT THE EXPRESS WRITTEN PERMISSION OF TEAM CONSTRUCTION CO., INC. TEAM CONSTRUCTION CO., INC. ASSUMES NO RESPONSIBILITY FOR UNAUTHORIZED USE.

PLAN NOTES:

TYPICAL OVERHANGS
EAVES: 16"
GABLES: 12"

DETAILS

WINDOW WRAP: 6" P/T
(unless noted ootherwise)

PORCH POSTS: PO-C4

JOB NAME

HANNA
(Ryan and Kelly)

JOB LOCATION

WESTLEAF MANOR lot #39
58109 Westleaf Manor Blvd.

MODEL BASE

CAPRI

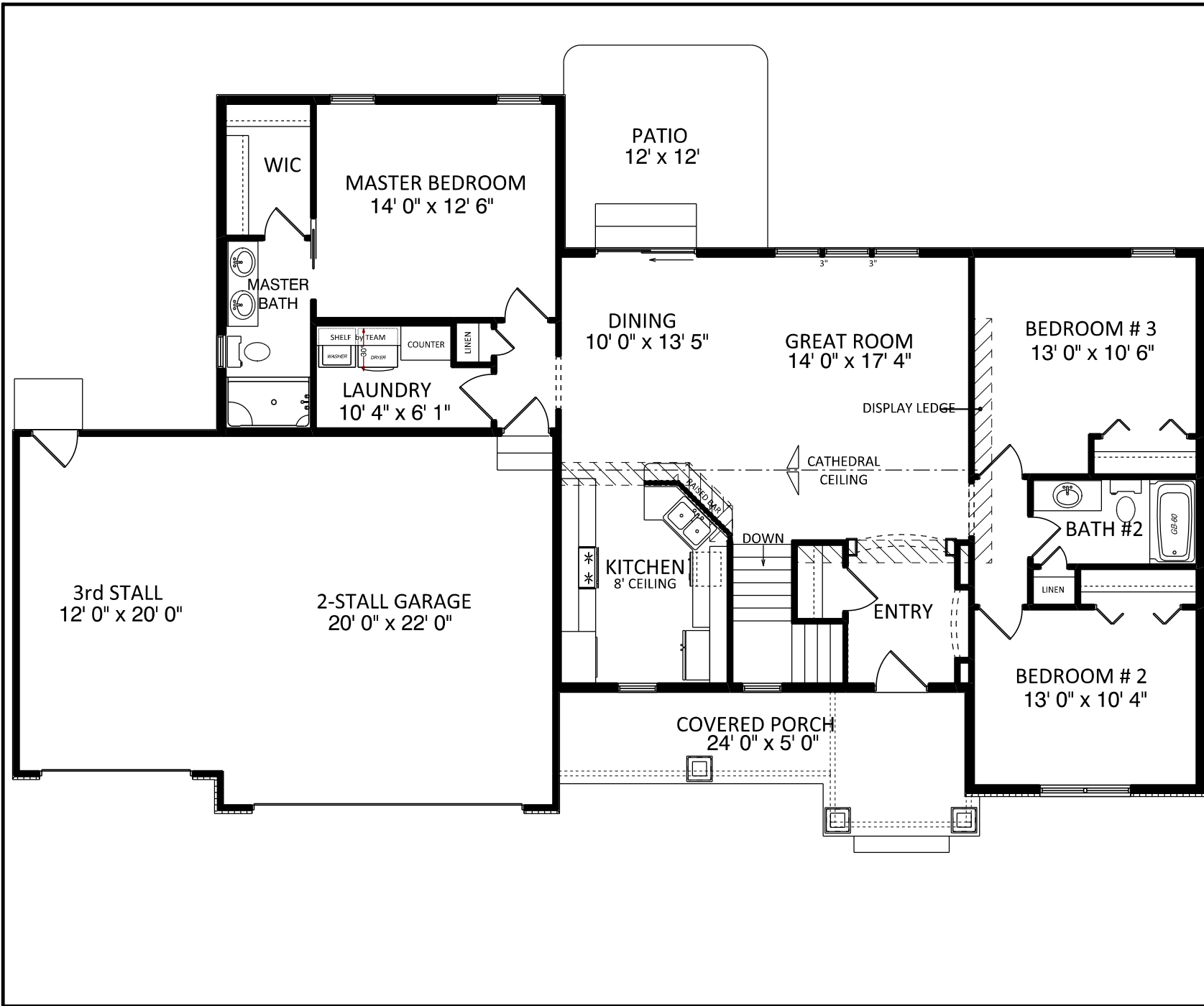
SCALE

DATE

October 30, 2015

DRAWING

ELEVATIONS



team
construction
company, inc.

a better way to build

1849 W. Lincoln Ave.
Goshen, IN 46526
574-533-3100

THIS DRAWING AND ALL INFORMATION CONTAINED HEREIN IS THE PROPERTY OF TEAM CONSTRUCTION CO., INC. AND IS NOT TO BE REPRODUCED WITHOUT THE EXPRESSED WRITTEN PERMISSION OF TEAM CONSTRUCTION CO., INC. TEAM CONSTRUCTION CO., INC. ASSUMES NO RESPONSIBILITY FOR UNAUTHORIZED USE.

- PLAN NOTES:
- 2 x 6 EXT WALLS 24" O.C.
 - 3-1/4" CASING
 - PELLA ENCOMPASS WINDOWS
 - 11-7/8" FLOOR JOISTS
 - ALL CEILINGS 8' (unless otherwise noted)

- DETAILS
- IAO-01 INT ARCH NICHE
 - IAO-03 INT ARCH & COLUMNS

FIRST FLOOR LIVING AREA - 1,477 sq ft

BASEMENT FINISHED AREA - 0 sq ft

GARAGE AREA - 680 sq ft

COVERED PORCH AREA - 144 sq ft

JOB NAME
HANNA
(Ryan and Kelly)

JOB LOCATION
WESTLEAF MANOR lot #39
58109 Westleaf Manor Blvd.

MODEL BASE
CAPRI

SCALE

DATE
October 30, 2015

DRAWING
FIRST FLOOR PLAN



construction
company, inc.

a better way to build

1849 W. Lincoln Ave.
Goshen, IN 46526
574-533-3100

THIS DRAWING AND ALL INFORMATION CONTAINED HEREIN IS THE PROPERTY OF TEAM CONSTRUCTION CO., INC. AND IS NOT TO BE REPRODUCED WITHOUT THE EXPRESSED WRITTEN PERMISSION OF TEAM CONSTRUCTION CO., INC. TEAM CONSTRUCTION CO., INC. ASSUMES NO RESPONSIBILITY FOR UNAUTHORIZED USE.

PLAN NOTES:

1. 96" POURED WALLS
2. TYPICAL: 8" BRICK LEDGES
12" BL @ OVERHEAD DOORS

DETAILS

CO-FW-01-8 96" POURED WALLS
ST-FW-02 1.5" FIRRING FOR STAIRS

JOB NAME

HANNA
(Ryan and Kelly)

JOB LOCATION

WESTLEAF MANOR lot #39
58109 Westleaf Manor Blvd.

MODEL BASE

CAPRI

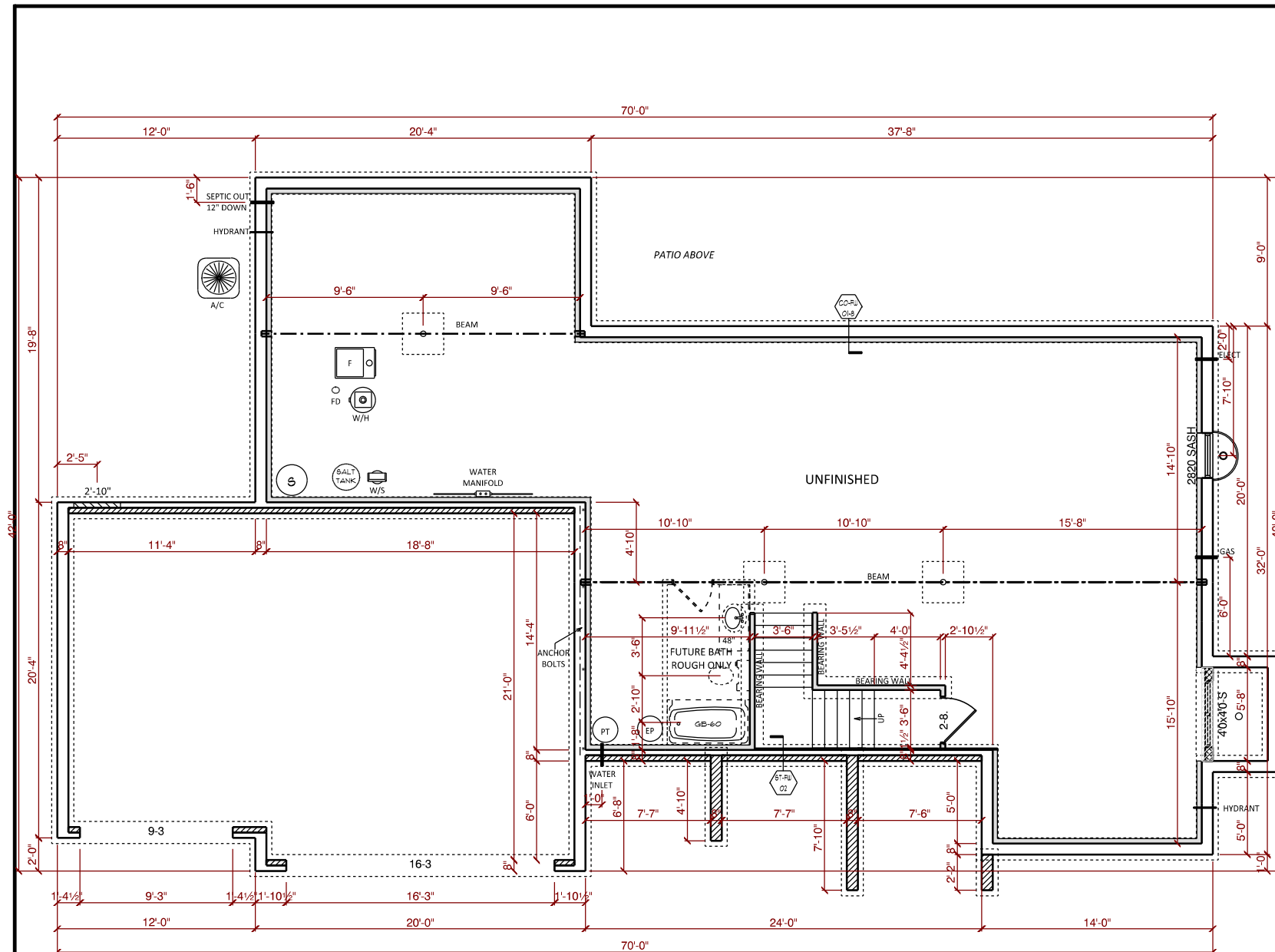
SCALE

DATE

October 30, 2015

DRAWING

BASEMENT



The Capri

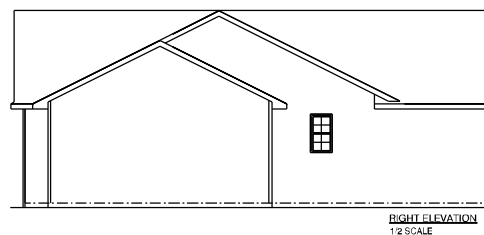
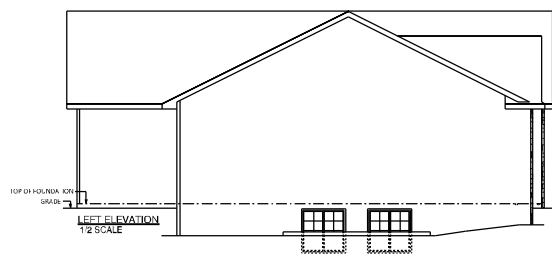
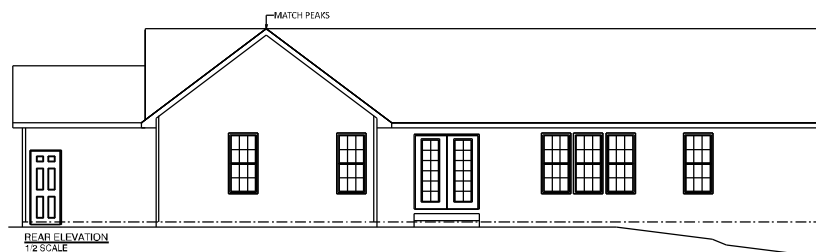
Lot #15 Kennedy Manor

1,477 sf Ranch
 3 Bedrooms, 2 Baths



- Super cool front porch with fancy stone bases
- Cathedral ceiling and display ledges
- Elegant columns and arches upon entering the home
- Awesome great room windows overlooking a wooded backyard





JOB NAME

JAMES
 Shawn

JOB LOCATION

22370 Via Mazzini
 Elkhart
 Kennedy Manor Lot #25

MODEL BASE

CAPRI

DATE

11/20/2019

SCALE

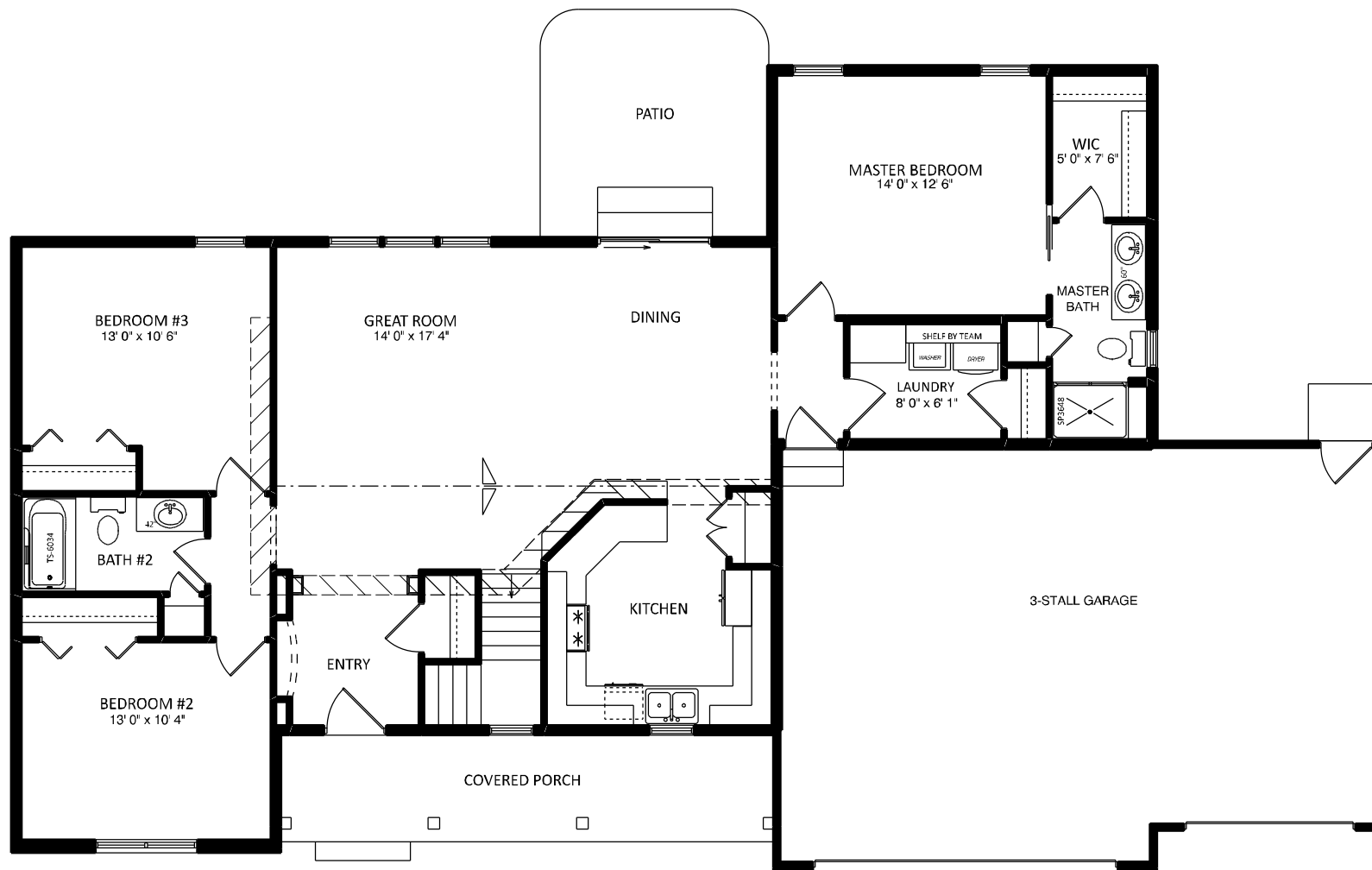
NO SCALE

DRAWING

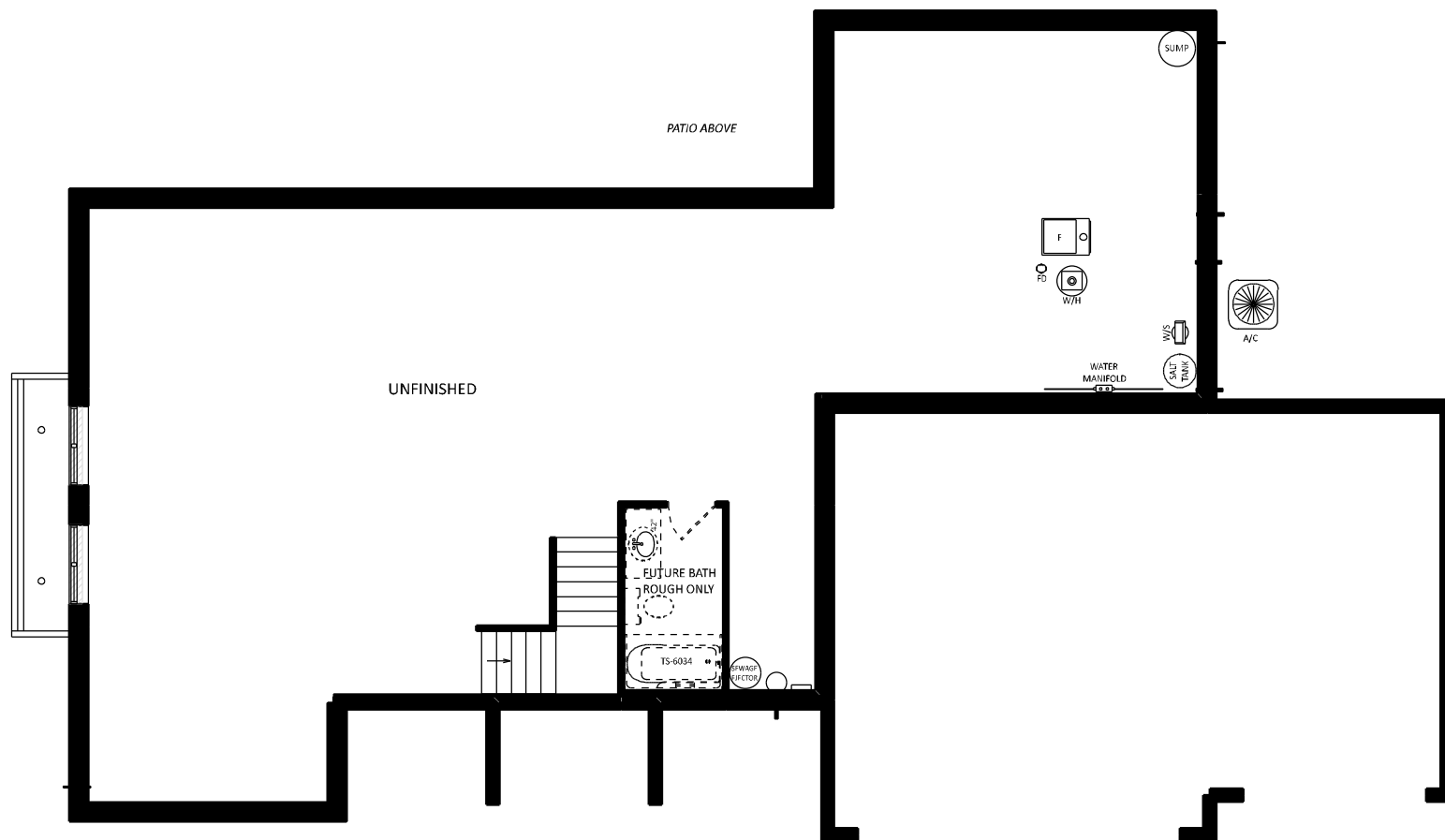
ELEVATIONS

SQUARE FOOTAGE

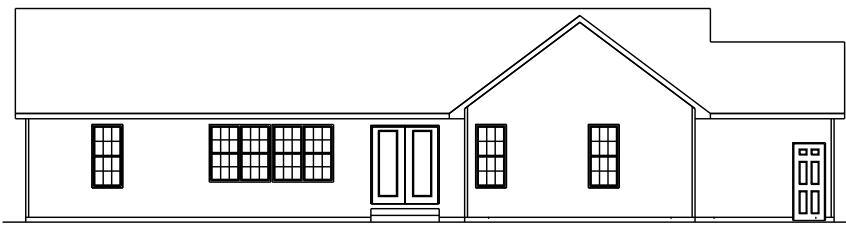
1st Floor	1529 sq. ft.
Garage	675 sq. ft.
Covered Porch	129 sq. ft.



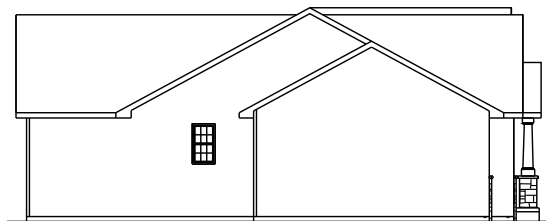
JOB NAME	JAMES Shawn
JOB LOCATION	22370 Via Mazzini Elkhart Kennedy Manor Lot #25
MODEL BASE	CAPRI
DATE	11/20/2019
SCALE	NO SCALE
DRAWING	1st FLOOR



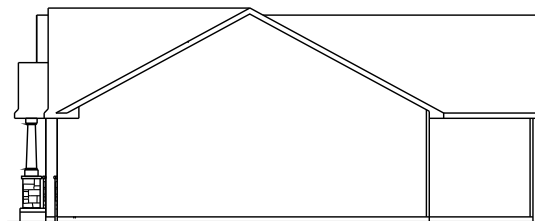
JOB NAME	JAMES Shawn
JOB LOCATION	22370 Via Mazzini Elkhart Kennedy Manor Lot #25
MODEL BASE	CAPRI
DATE	11/20/2019
SCALE	NO SCALE
DRAWING	BASEMENT



REAR ELEVATION
1/2 SCALE



LEFT ELEVATION
1/2 SCALE



RIGHT ELEVATION
1/2 SCALE



a better way to build

1848 W. Lincoln Ave.
Crown Point, IN 46038
874-833-3100

THIS DRAWING AND ALL INFORMATION CONTAINED HEREIN IS THE PROPERTY OF TEAM CONSTRUCTION CO., INC. AND IS NOT TO BE REPRODUCED WITHOUT THE EXPRESS WRITTEN PERMISSION OF TEAM CONSTRUCTION CO., INC. TEAM CONSTRUCTION CO., INC. ASSUMES NO RESPONSIBILITY FOR UNAUTHORIZED USE.

PO-C4 PORCH COLUMN

JOB NAME
JACKSON TERRACE lot #30

JOB LOCATION

JOB ADDRESS

MODEL BASE
CAPRI

SCALE

DATE
May 15, 2013

DRAWING
ELEVATIONS



a better way to build

1849 W. Lincoln Ave.
Goshen, IN 46526
914-933-3100

THIS DRAWING AND ALL INFORMATION CONTAINED HEREIN IS THE PROPERTY OF TEAM CONSTRUCTION CO., INC. AND IS NOT TO BE REPRODUCED WITHOUT THE EXPRESS WRITTEN PERMISSION OF TEAM CONSTRUCTION CO., INC. TEAM CONSTRUCTION CO., INC. ASSUMES NO RESPONSIBILITY FOR UNAUTHORIZED USE.

- NOTES
1. 2 x 6 EXT WALLS 24" O.C.
 2. 3 1/4" CASING
 3. PELLA ENCOMPASS WINDOWS
 4. 11 7/8" FLOOR JOISTS

FIRST FLOOR LIVING AREA - 1,477 sq ft

BASEMENT FINISHED AREA - 0 sq ft

GARAGE AREA - 679 sq ft

COVERED PORCH AREA - 150 sq ft

DECK AREA - sq ft

- DETAILS
- TD-WC-01 HALF WALL w/ CAP
 - FR-TC-01 TRAY CEILING
 - FR-IAO-01 INT. ARCH OPENING
 - FR-IAO-02 INT. ARCH OPENING
 - FR-IAO-03 INT. ARCH OPENING

JOB NAME
JACKSON TERRACE lot #30

JOB LOCATION

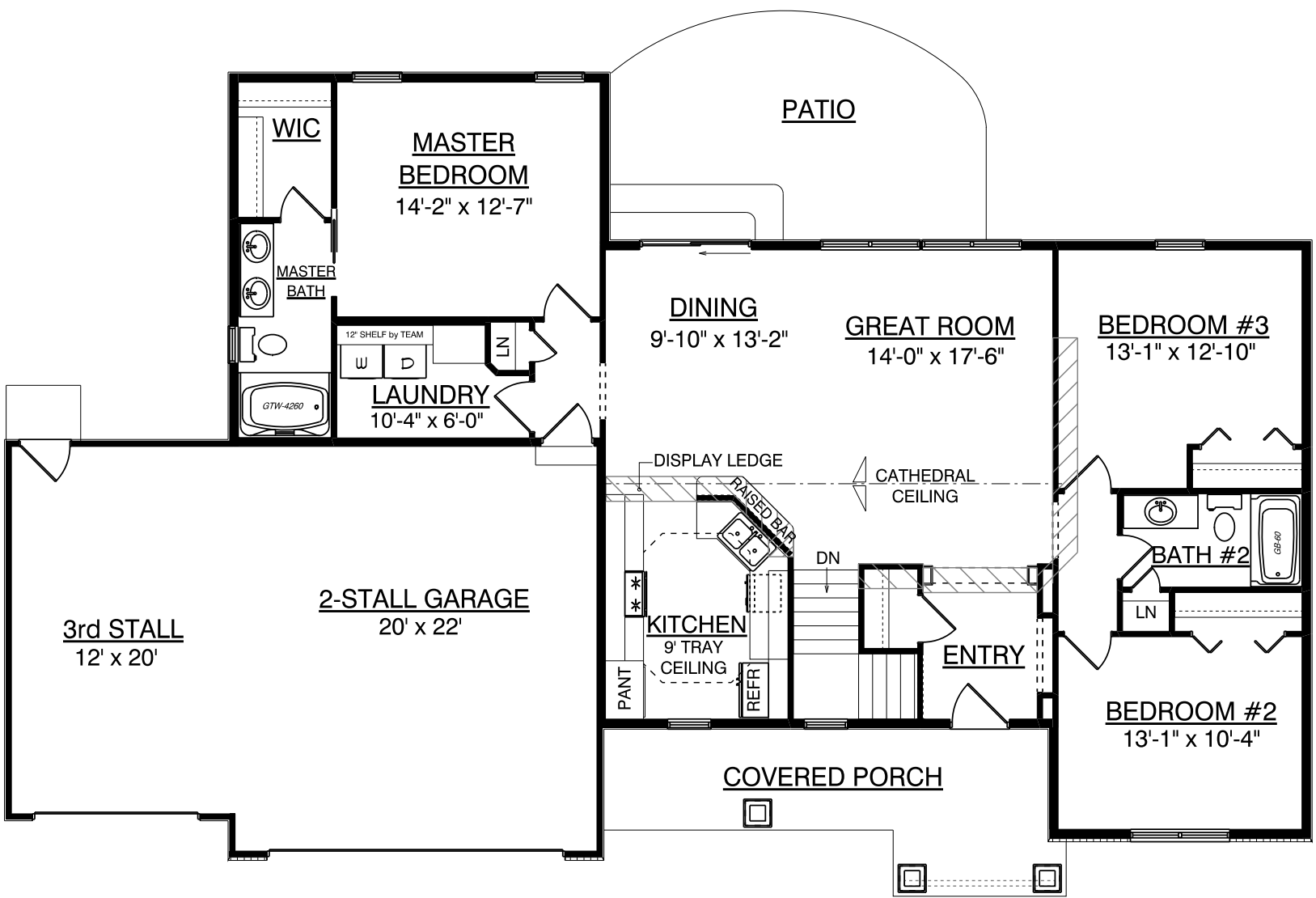
JOB ADDRESS

MODEL BASE
CAPRI

SCALE

DATE
May 15, 2013

DRAWING
FIRST FLOOR PLAN



PATIO

WIC

MASTER
BEDROOM
14'-2" x 12'-7"

MASTER
BATH

12" SHELF by TEAM

W

D

Z

LAUNDRY
10'-4" x 6'-0"

GTW-4260

DINING
9'-10" x 13'-2"

GREAT ROOM
14'-0" x 17'-6"

BEDROOM #3
13'-1" x 12'-10"

3rd STALL
12' x 20'

2-STALL GARAGE
20' x 22'

DISPLAY LEDGE

RAISED BAR

CATHEDRAL
CEILING

DN

KITCHEN
9' TRAY
CEILING

PANT

REF

ENTRY

BATH #2

GS-60

LN

BEDROOM #2
13'-1" x 10'-4"

COVERED PORCH



a better way to build

1849 W. Lincoln Ave.
Goshen, IN 46526
514-833-3100

THIS DRAWING AND ALL INFORMATION CONTAINED HEREIN IS THE PROPERTY OF TEAM CONSTRUCTION CO., INC. AND IS NOT TO BE REPRODUCED WITHOUT THE EXPRESS WRITTEN PERMISSIONS OF TEAM CONSTRUCTION CO., INC. TEAM CONSTRUCTION CO., INC. ASSUMES NO RESPONSIBILITY FOR UNAUTHORIZED USE.

NOTES

1. 96" POURED WALLS
2. TYPICAL: 8" BRICK LEDGES
16" BL @ OVERHEAD DOOR

DETAILS

- CO-FW-02-8 96" POURED WALLS
- CO-EW-01-8 EGRESS WELL
(use for general reference only)

DOUBLE EGRESS WINDOW WELL

JOB NAME
JACKSON TERRACE lot #30

JOB LOCATION

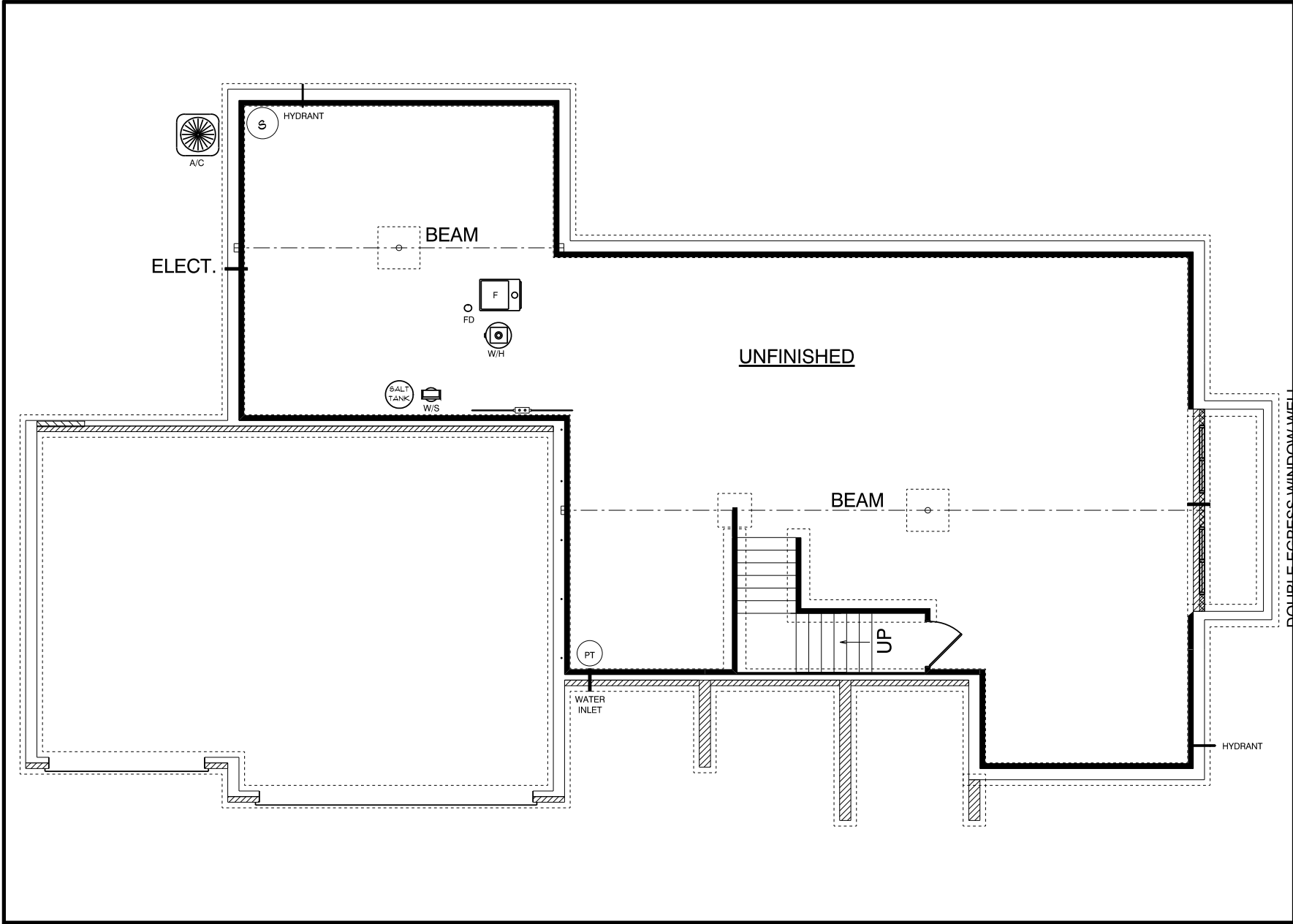
JOB ADDRESS

MODEL BASE
CAPRI

SCALE

DATE
May 15, 2013

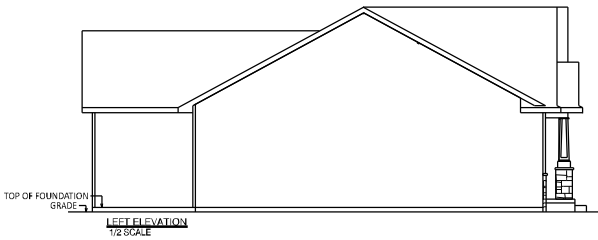
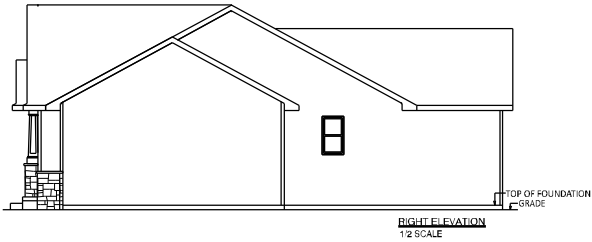
DRAWING
BASEMENT PLAN



NOTES
 TYPICAL OVERHANGS
 EAVES: 16"
 GABLES: 12"
 WRAP (WHERE DRAWN): 6" P/T
 -unless noted otherwise-



- A** → PO-C6 PORCH POSTS
- B** → CORBEL BRACKETS



a better way to build

1849 W. Lincoln Ave.
 Goshen, IN 46526
 514-533-3100

THIS DRAWING AND ALL INFORMATION CONTAINED HEREIN IS THE PROPERTY OF TEAM CONSTRUCTION CO., INC. AND IS NOT TO BE REPRODUCED WITHOUT THE EXPRESSED WRITTEN PERMISSION OF TEAM CONSTRUCTION CO., INC. TEAM CONSTRUCTION CO., INC. ASSUMES NO RESPONSIBILITY FOR UNAUTHORIZED USE.

JOB NAME
LOT #31 KENNEDY MANOR

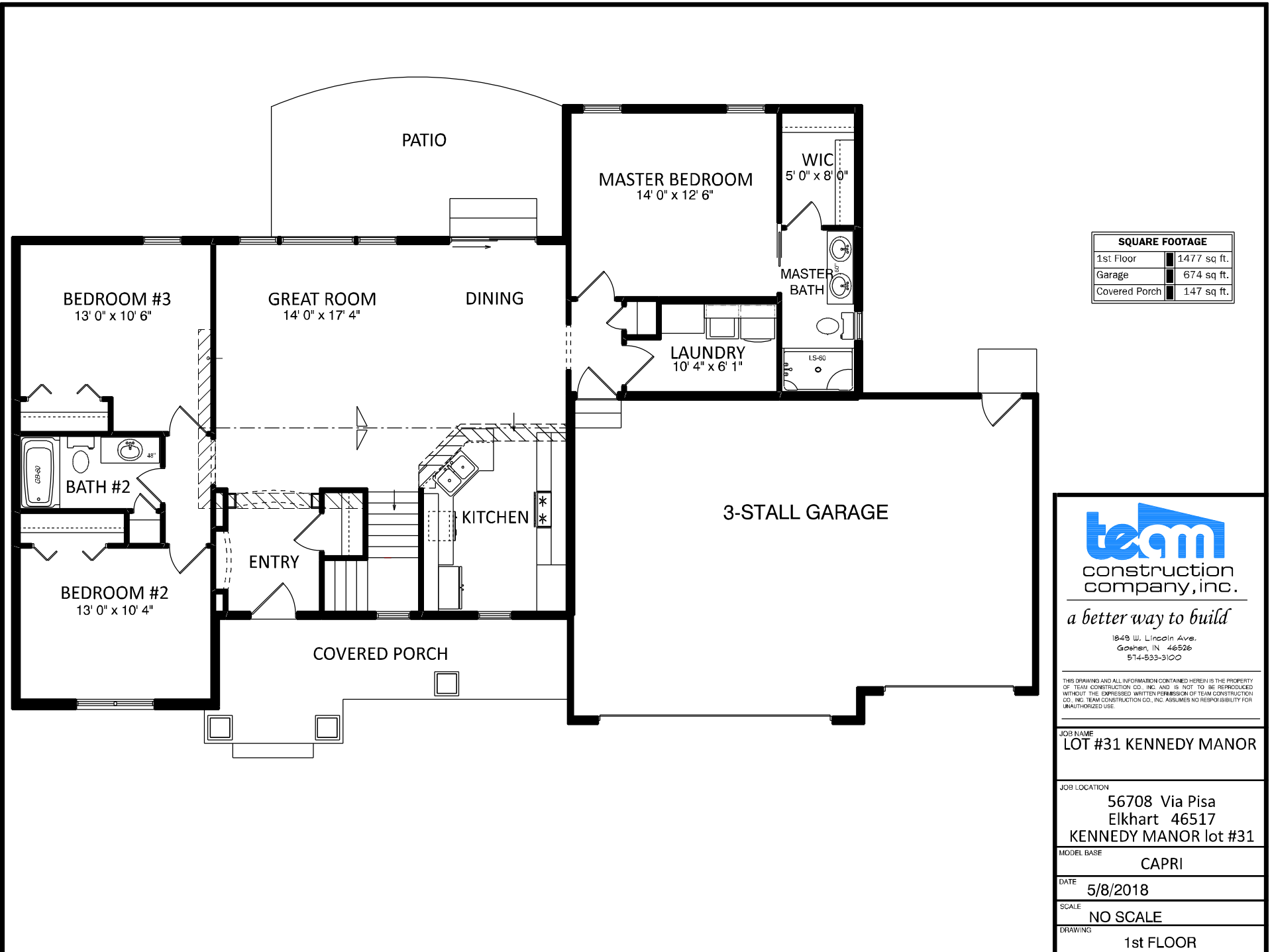
JOB LOCATION
**56708 Via Pisa
 Elkhart 46517
 KENNEDY MANOR lot #31**

MODEL BASE
CAPRI

DATE
5/8/2018

SCALE
NO SCALE

DRAWING
ELEVATIONS



SQUARE FOOTAGE	
1st Floor	1477 sq. ft.
Garage	674 sq. ft.
Covered Porch	147 sq. ft.



a better way to build

1849 W. Lincoln Ave.
Goshen, IN 46526
514-533-3100

THIS DRAWING AND ALL INFORMATION CONTAINED HEREIN IS THE PROPERTY OF TEAM CONSTRUCTION CO., INC. AND IS NOT TO BE REPRODUCED WITHOUT THE EXPRESSED WRITTEN PERMISSION OF TEAM CONSTRUCTION CO., INC. TEAM CONSTRUCTION CO., INC. ASSUMES NO RESPONSIBILITY FOR UNAUTHORIZED USE.

JOB NAME
LOT #31 KENNEDY MANOR

JOB LOCATION
**56708 Via Pisa
Elkhart 46517
KENNEDY MANOR lot #31**

MODEL BASE
CAPRI

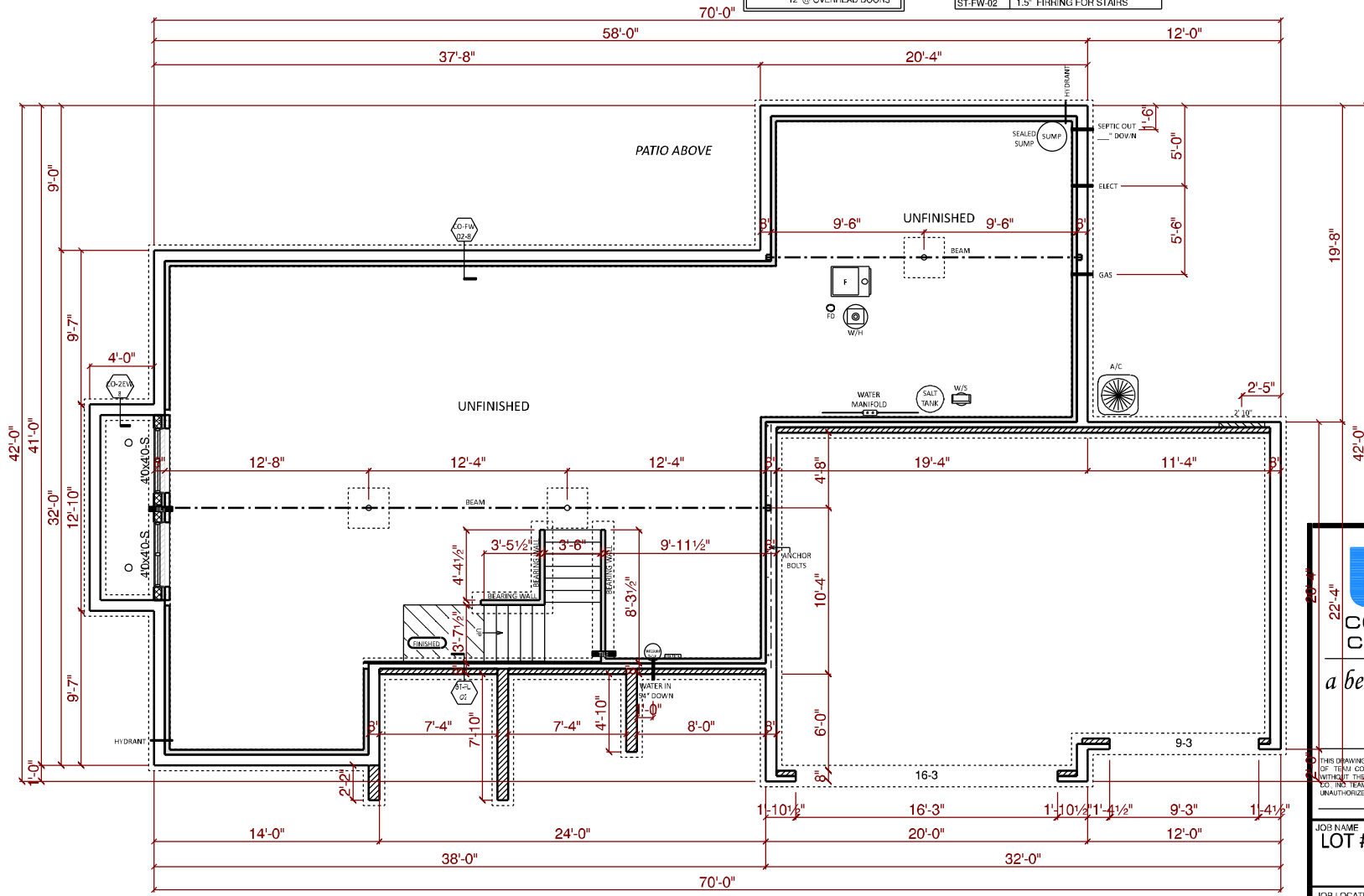
DATE
5/8/2018

SCALE
NO SCALE

DRAWING
1st FLOOR

NOTES	
96" POURED WALLS	
TYPICAL: 8" BRICK LEDGES	
12" @ OVERHEAD DOORS	

DETAILS	
CO-FW-02-8	8" WALLS w/ INT TILE
CO-2EW-8	DOUBLE EGRESS WINDOW WELL
ST-FW-02	1.5" FIRRING FOR STAIRS



a better way to build

1849 W. Lincoln Ave.
Goshen, IN 46526
514-533-3100

THIS DRAWING AND ALL INFORMATION CONTAINED HEREIN IS THE PROPERTY OF TEAM CONSTRUCTION CO., INC. AND IS NOT TO BE REPRODUCED WITHOUT THE EXPRESSED WRITTEN PERMISSION OF TEAM CONSTRUCTION CO., INC. TEAM CONSTRUCTION CO., INC. ASSUMES NO RESPONSIBILITY FOR UNAUTHORIZED USE.

JOB NAME
LOT #31 KENNEDY MANOR

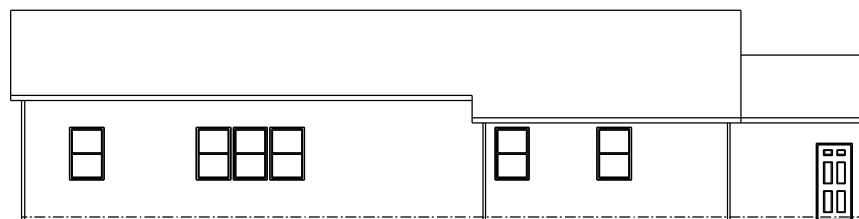
JOB LOCATION
**56708 Via Pisa
Elkhart 46517
KENNEDY MANOR lot #31**

MODEL BASE
CAPRI

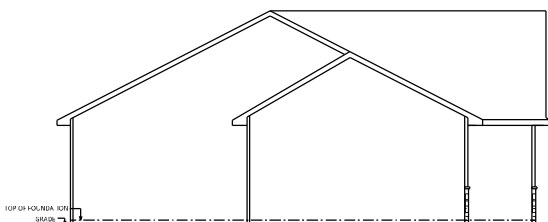
DATE
5/8/2018

SCALE
NO SCALE

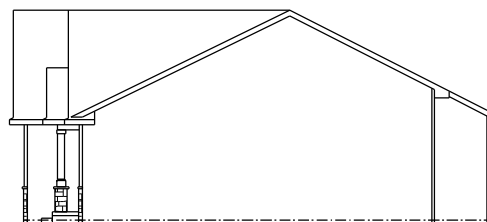
DRAWING
BASEMENT



REAR ELEVATION
 1/2 SCALE



TOP OF FOUNDATION
 MARK
 LEFT ELEVATION
 1/2 SCALE



RIGHT ELEVATION
 1/2 SCALE

JOB NAME

MILLER
 Larry & Wanda

JOB LOCATION

CR 44
 Goshen 46526
 Burtsfield Minor Lot 1

MODEL BASE

CAPRI

DATE

5/1/2020

SCALE

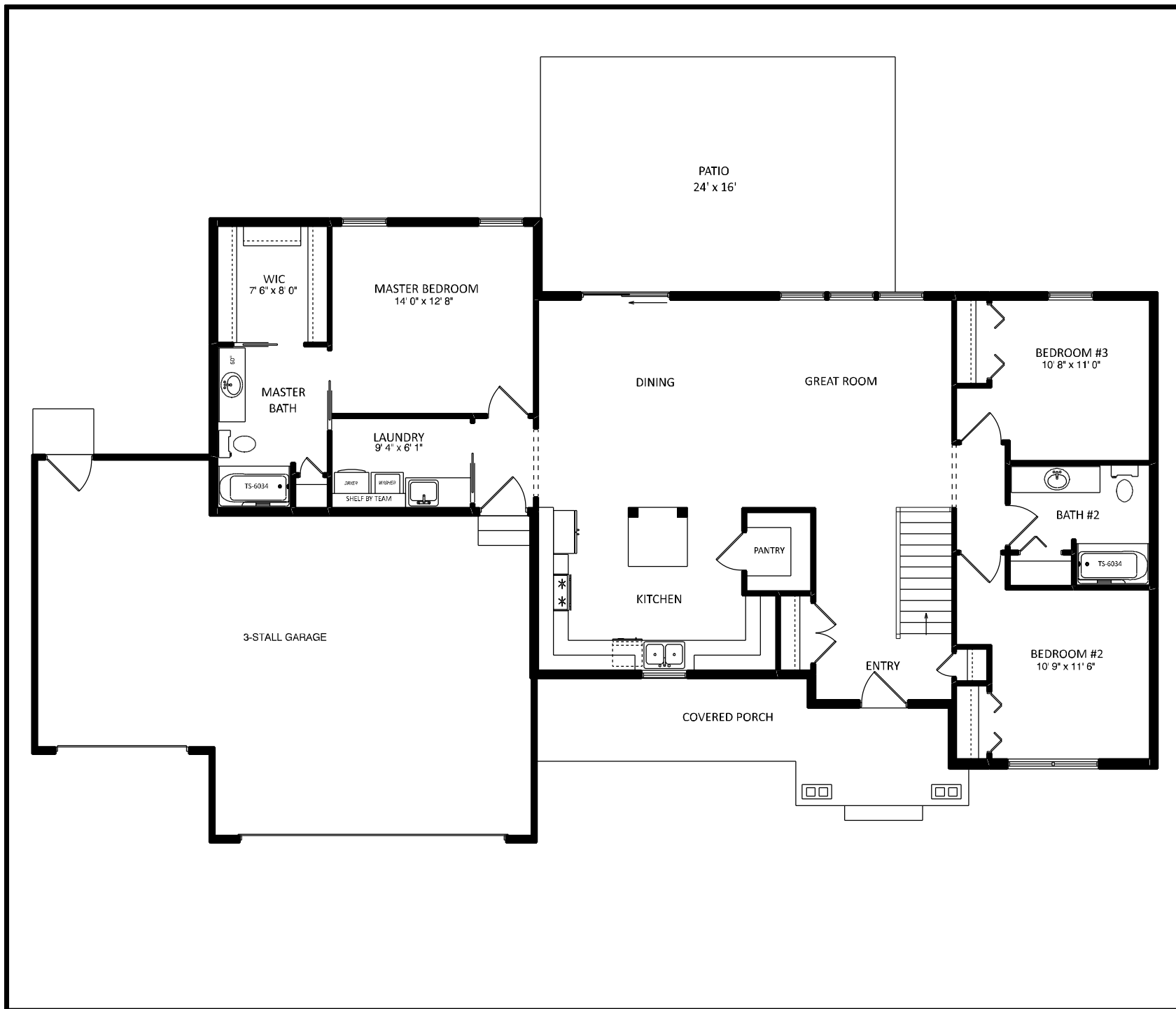
NO SCALE

DRAWING

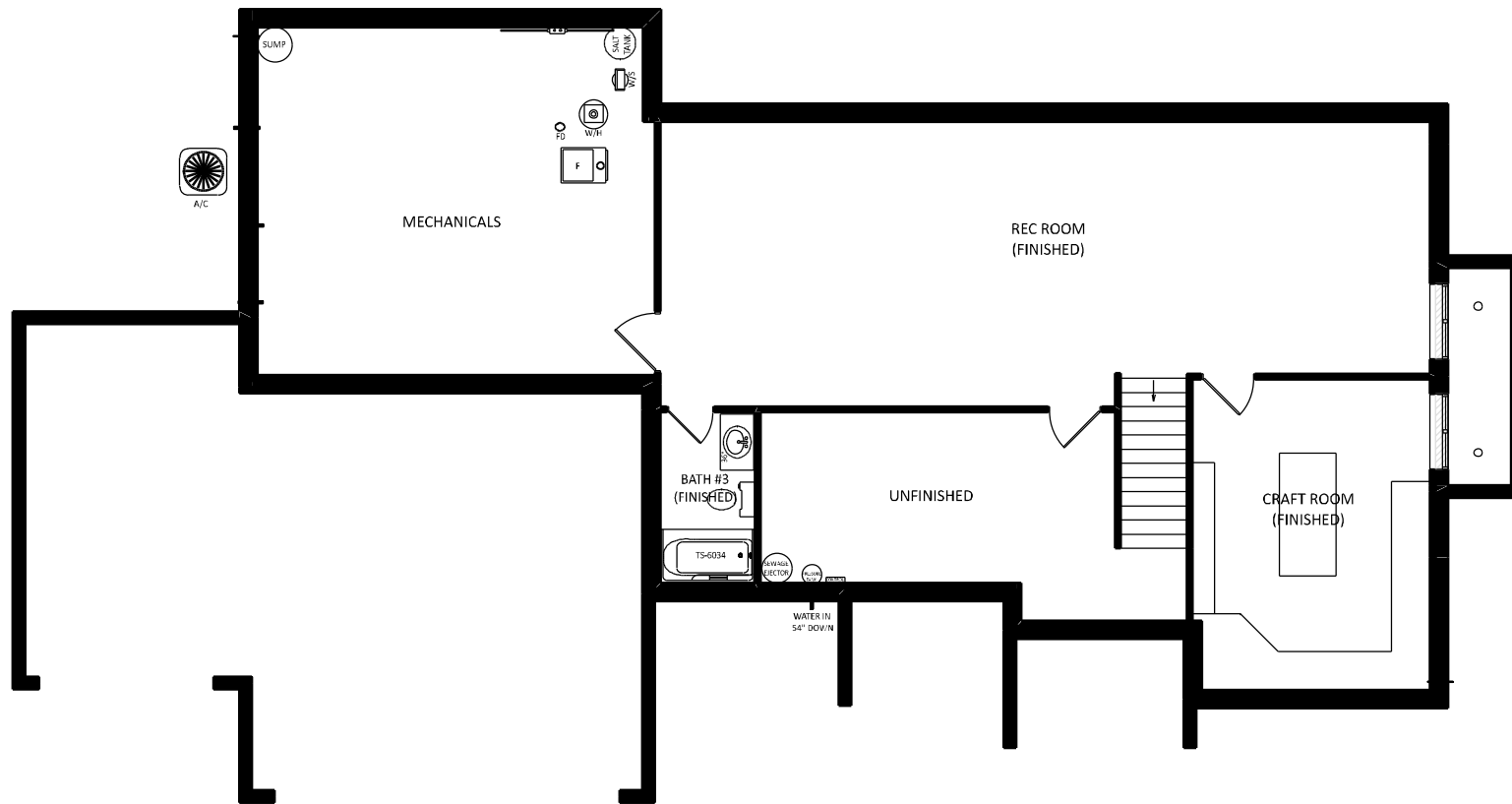
ELEVATIONS

SQUARE FOOTAGE

1st Floor	1640 sq. ft.
Basement (finished)	839 sq. ft.
Garage	717 sq. ft.
Covered Porch	151 sq. ft.



JOB NAME	MILLER Larry & Wanda
JOB LOCATION	CR 44 Goshen 46526 Burtsfield Minor Lot 1
MODEL BASE	CAPRI
DATE	5/1/2020
SCALE	NO SCALE
DRAWING	1st FLOOR



JOB NAME	MILLER Larry & Wanda
JOB LOCATION	CR 44 Goshen 46526 Burtsfield Minor Lot 1
MODEL BASE	CAPRI
DATE	5/1/2020
SCALE	NO SCALE
DRAWING	BASEMENT



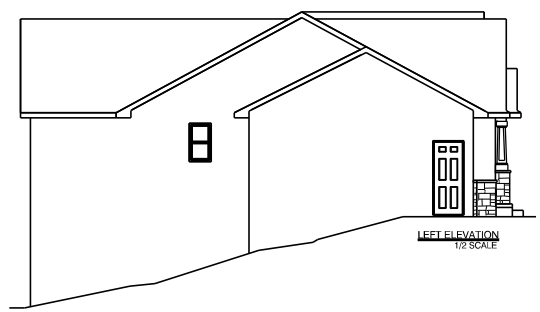
NOTES
 TYPICAL OVERHANGS
 EAVES: 16"
 GABLES: 12"
 WINDOW WRAP: 6" P/T
 (unless noted otherwise)

T.O.P.
 8'-11/8"
 FIN FLR
 1'-2 1/4"
 T.O.C.
 3'-0"
 2'-0"

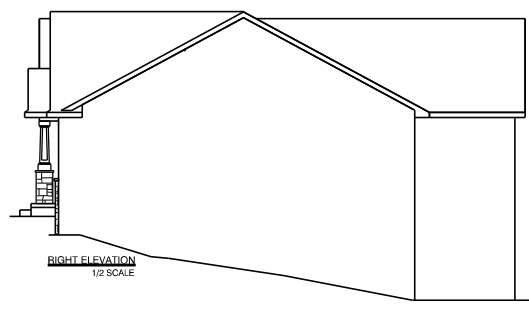
A → PO-C6 PORCH POSTS



REAR ELEVATION
 1/2 SCALE



LEFT ELEVATION
 1/2 SCALE



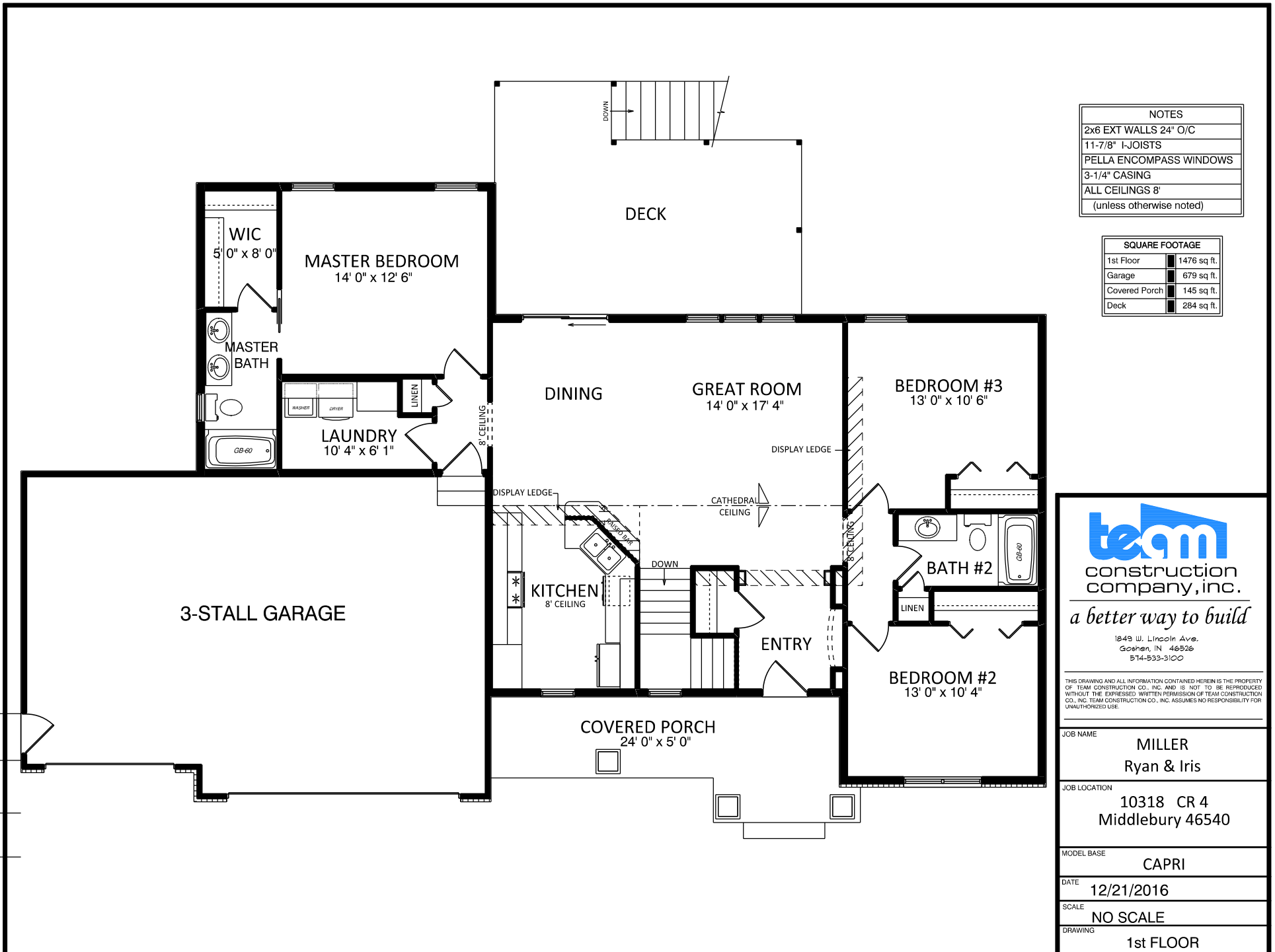
RIGHT ELEVATION
 1/2 SCALE



1849 W. Lincoln Ave.
 Goshen, IN 46536
 514-533-3100

THIS DRAWING AND ALL INFORMATION CONTAINED HEREIN IS THE PROPERTY OF TEAM CONSTRUCTION CO., INC. AND IS NOT TO BE REPRODUCED WITHOUT THE EXPRESSED WRITTEN PERMISSION OF TEAM CONSTRUCTION CO., INC. TEAM CONSTRUCTION CO., INC. ASSUMES NO RESPONSIBILITY FOR UNAUTHORIZED USE.

JOB NAME	MILLER Ryan & Iris
JOB LOCATION	10318 CR 4 Middlebury 46540
MODEL BASE	CAPRI
DATE	12/21/2016
SCALE	NO SCALE
DRAWING	ELEVATIONS



NOTES	
2x6 EXT WALLS 24" O/C	
11-7/8" I-JOISTS	
PELLA ENCOMPASS WINDOWS	
3-1/4" CASING	
ALL CEILINGS 8'	
(unless otherwise noted)	

SQUARE FOOTAGE	
1st Floor	1476 sq. ft.
Garage	679 sq. ft.
Covered Porch	145 sq. ft.
Deck	284 sq. ft.

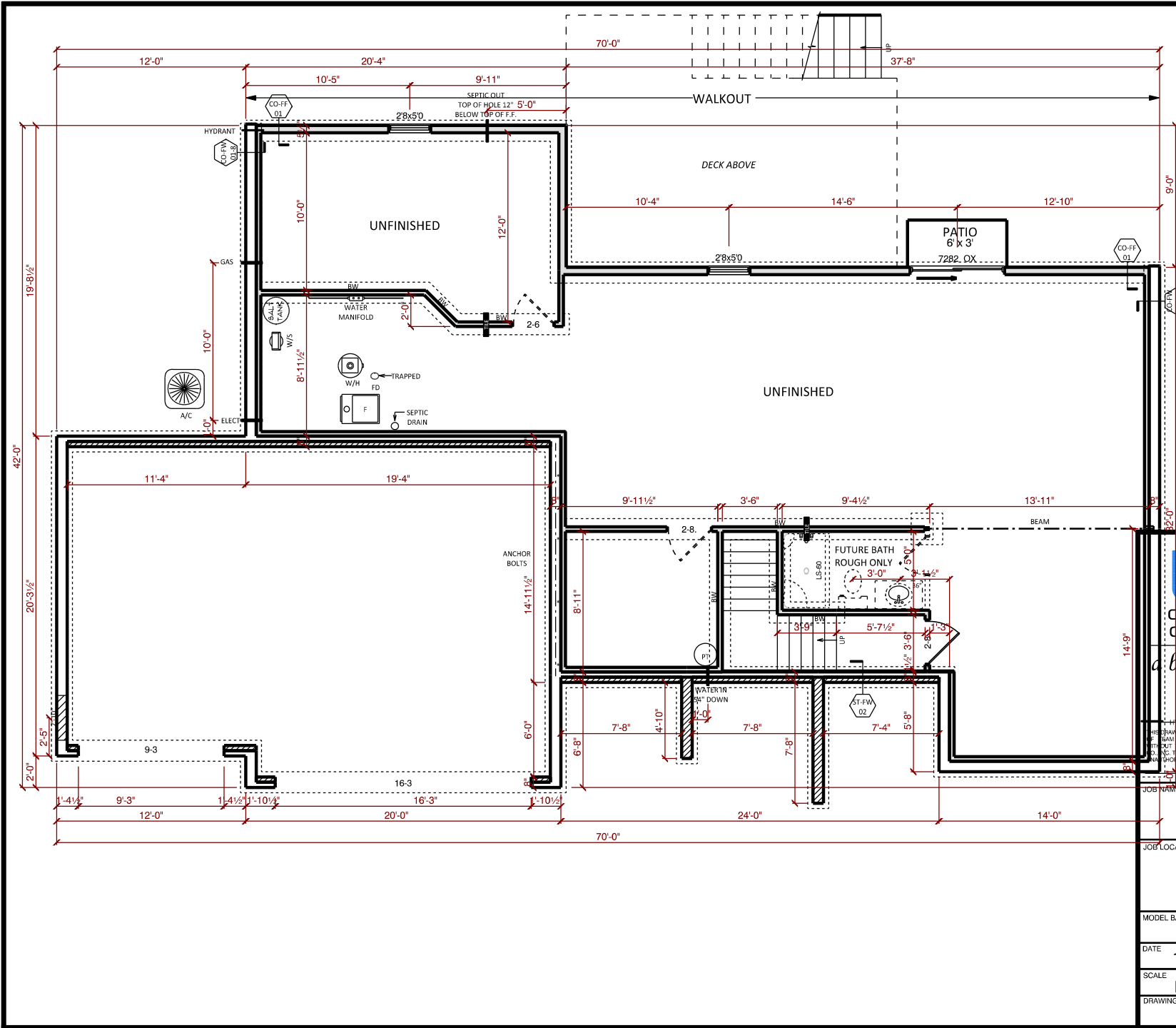


a better way to build

1249 W. Lincoln Ave.
Goshen, IN 46536
574-533-3100

THIS DRAWING AND ALL INFORMATION CONTAINED HEREIN IS THE PROPERTY OF TEAM CONSTRUCTION CO., INC. AND IS NOT TO BE REPRODUCED WITHOUT THE EXPRESSED WRITTEN PERMISSION OF TEAM CONSTRUCTION CO., INC. TEAM CONSTRUCTION CO., INC. ASSUMES NO RESPONSIBILITY FOR UNAUTHORIZED USE.

JOB NAME	MILLER Ryan & Iris
JOB LOCATION	10318 CR 4 Middlebury 46540
MODEL BASE	CAPRI
DATE	12/21/2016
SCALE	NO SCALE
DRAWING	1st FLOOR



NOTES	
96" POURED WALLS	
TYPICAL: 8" BRICK LEDGES	
12" @ OVERHEAD DOORS	
BLOCK FOOTER FOR TILE	
BEARING WALL	

DETAILS	
CO-FW-01-8	8" WALLS
ST-FW-02	1.5" FIRRING FOR STAIRS
CO-FF-01	FROST FOOTER

team
 construction
 company, inc.
a better way to build
 1849 W. Lincoln Ave.
 Goshen, IN 46536
 514-533-3100

THE DRAWING AND ALL INFORMATION CONTAINED HEREIN IS THE PROPERTY OF TEAM CONSTRUCTION CO., INC. AND IS NOT TO BE REPRODUCED WITHOUT THE EXPRESSED WRITTEN PERMISSION OF TEAM CONSTRUCTION CO. TEAM CONSTRUCTION CO., INC. ASSUMES NO RESPONSIBILITY FOR UNAUTHORIZED USE.

JOB NAME	MILLER Ryan & Iris
JOB LOCATION	10318 CR 4 Middlebury 46540
MODEL BASE	CAPRI
DATE	12/21/2016
SCALE	NO SCALE
DRAWING	BASEMENT



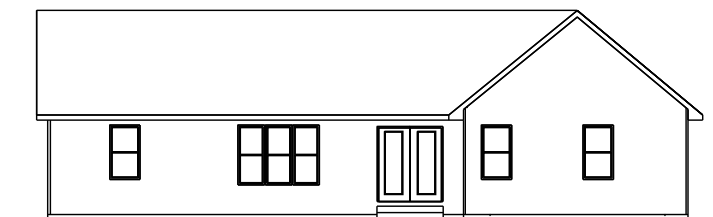
a better way to build

1849 W. Lincoln Ave.
Goshen, IN 46526
574-533-3100

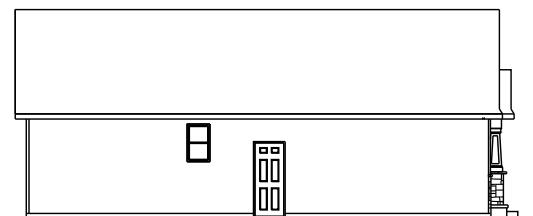
THIS DRAWING AND ALL INFORMATION CONTAINED HEREIN IS THE PROPERTY OF TEAM CONSTRUCTION CO., INC. AND IS NOT TO BE REPRODUCED WITHOUT THE EXPRESSED WRITTEN PERMISSION OF TEAM CONSTRUCTION CO., INC. TEAM CONSTRUCTION CO., INC. ASSUMES NO RESPONSIBILITY FOR UNAUTHORIZED USE.

PLAN NOTES:

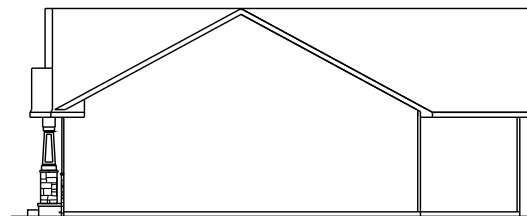
TYPICAL OVERHANGS:
EAVES - 16"
GABLES - 12"



REAR ELEVATION
1/2 SCALE



LEFT ELEVATION
1/2 SCALE



RIGHT ELEVATION
1/2 SCALE

JOB NAME
CHAD & JACKIE SCHOEN

JOB LOCATION
WESTLEAF MANOR lot #30

JOB ADDRESS

MODEL BASE
CAPRI

SCALE
1/4" = 1'-0"

DATE
January 08, 2013

DRAWING
ELEVATIONS

THIS DRAWING AND ALL INFORMATION CONTAINED HEREIN IS THE PROPERTY OF TEAM CONSTRUCTION CO., INC. AND IS NOT TO BE REPRODUCED WITHOUT THE EXPRESSED WRITTEN PERMISSION OF TEAM CONSTRUCTION CO., INC. TEAM CONSTRUCTION CO., INC. ASSUMES NO RESPONSIBILITY FOR UNAUTHORIZED USE.

PLAN NOTES:

1. 2 x 6 EXT WALLS 24" O.C.
2. 2 1/4" CASING
3. PELLA PROLINE WINDOWS
4. 11 7/8" FLOOR JOISTS

DETAILS

- FR-IAO-01 ARCHED OPENING NICHE
- FR-IAO-03 INTERIOR ARCHWAY
- TD-WC-01 HALF WALL with CAP
- MI-SB-01 RAISED SNACK BAR
- PO-C6 PORCH COLUMN

FIRST FLOOR LIVING AREA - 1,476 sq ft

BASEMENT FINISHED AREA - 0 sq ft

GARAGE AREA - 440 sq ft

COVERED PORCH AREA - 120 sq ft

JOB NAME

CHAD & JACKIE SCHOEN

JOB LOCATION

WESTLEAF MANOR lot #30

JOB ADDRESS

MODEL BASE

CAPRI

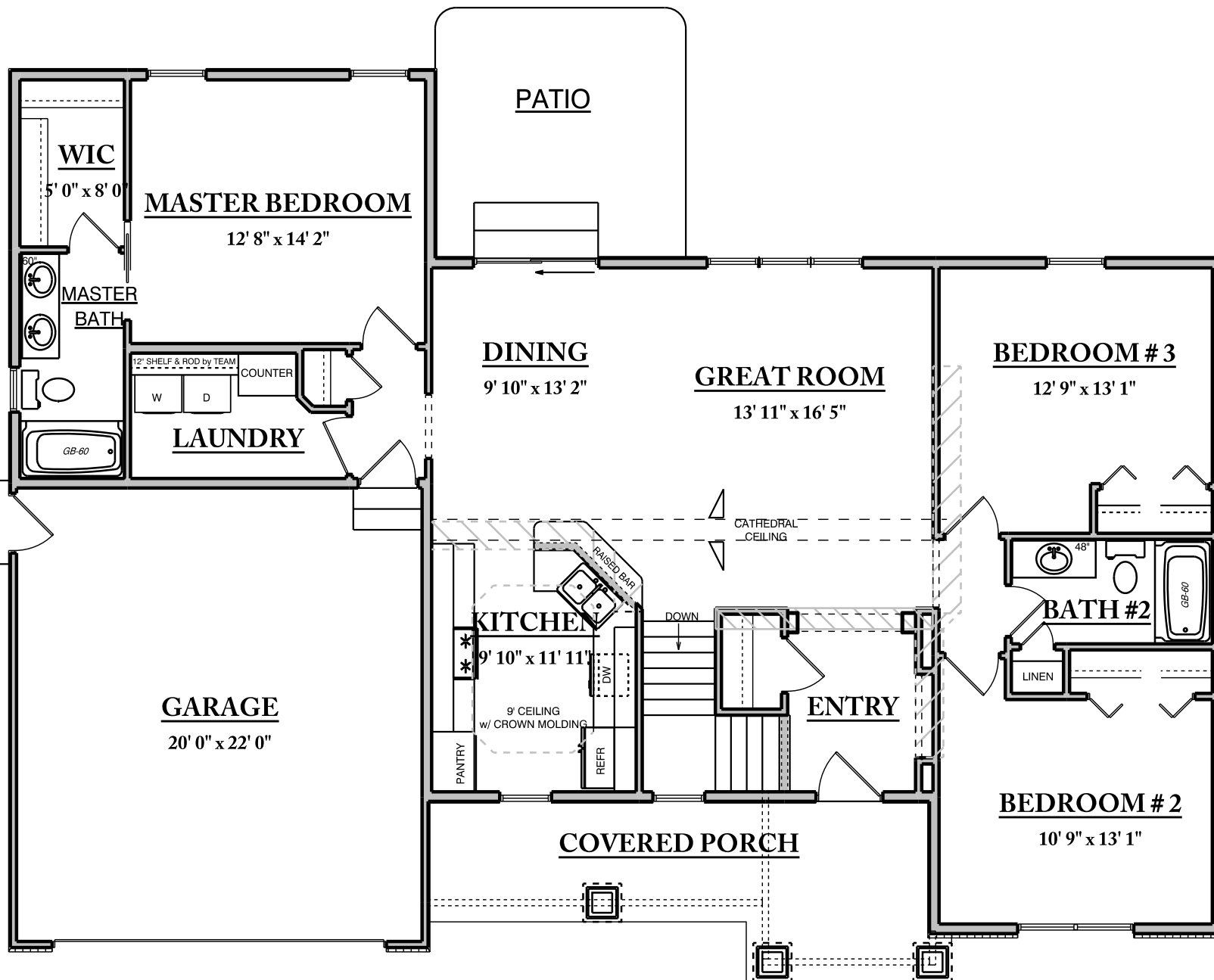
SCALE

DATE

January 08, 2013

DRAWING

FIRST FLOOR PLAN



THIS DRAWING AND ALL INFORMATION CONTAINED HEREIN IS THE PROPERTY OF TEAM CONSTRUCTION CO., INC. AND IS NOT TO BE REPRODUCED WITHOUT THE EXPRESSED WRITTEN PERMISSION OF TEAM CONSTRUCTION CO., INC. TEAM CONSTRUCTION CO., INC. ASSUMES NO RESPONSIBILITY FOR UNAUTHORIZED USE.

PLAN NOTES:

1. 108" POURED WALLS

DETAILS

- CO-FW-01-9 108" POURED WALLS
 ST-FW-02 2x4" FIRRING

REVISIONS

JOB NAME

CHAD & JACKIE SCHOEN

JOB LOCATION

WESTLEAF MANOR lot #30

JOB ADDRESS

MODEL BASE

CAPRI

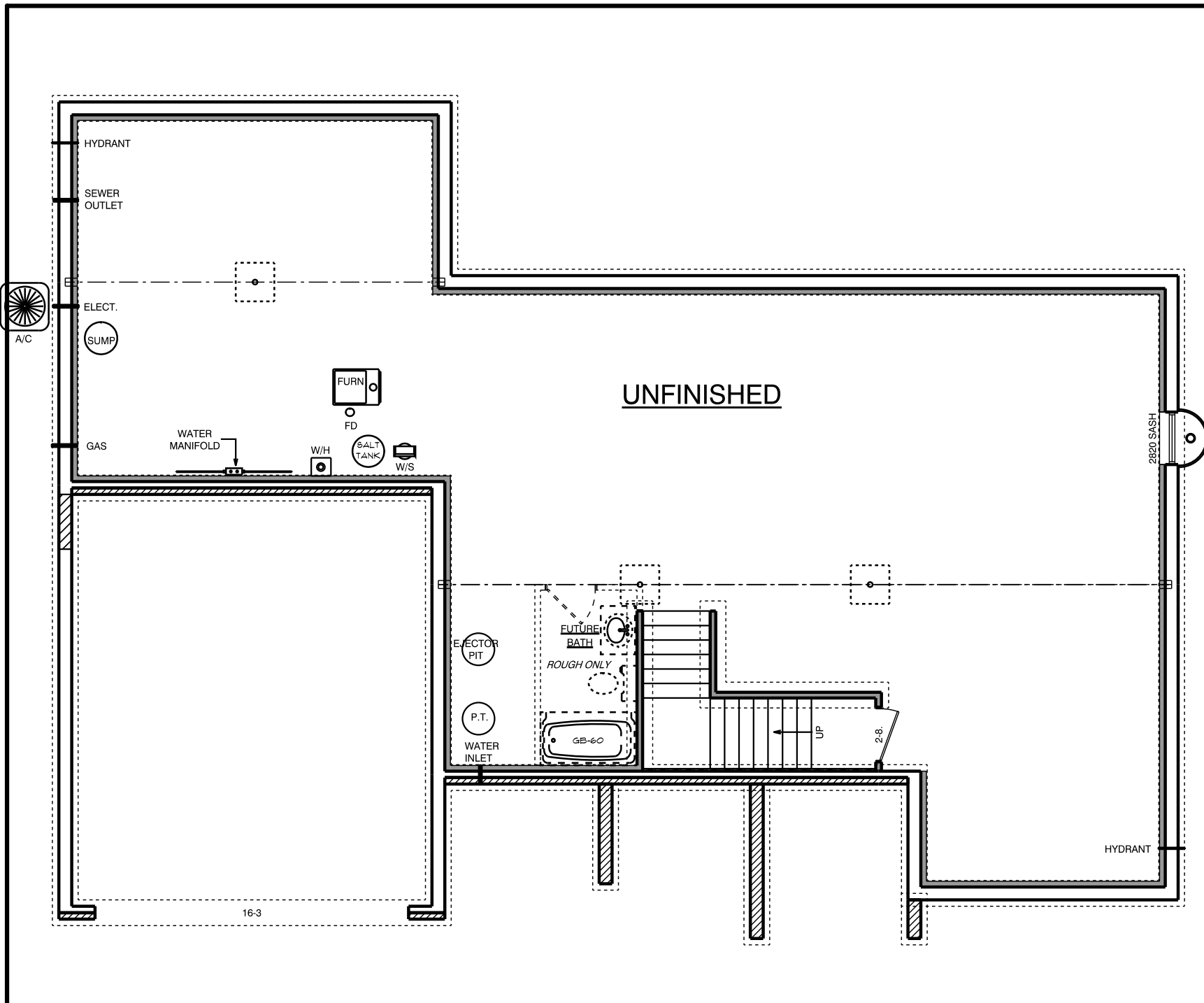
SCALE

DATE

January 08, 2013

DRAWING

BASEMENT PLAN





construction
company, inc.

a better way to build

1849 W. Lincoln Ave.
Goshen, IN 46526
574-533-3100

THIS DRAWING AND ALL INFORMATION CONTAINED HEREIN IS THE PROPERTY OF TEAM CONSTRUCTION CO., INC. AND IS NOT TO BE REPRODUCED WITHOUT THE EXPRESSED WRITTEN PERMISSION OF TEAM CONSTRUCTION CO., INC. TEAM CONSTRUCTION CO., INC. ASSUMES NO RESPONSIBILITY FOR UNAUTHORIZED USE.

PLAN NOTES:

1. 2 x 6 EXT WALLS 24" O.C.
2. 2-1/4" CASING
3. PELLA ENCOMPASS WINDOWS
4. 11-7/8" FLOOR JOISTS

DETAILS

TD-WC-01 1/2 WALL w/ CAP

FIRST FLOOR LIVING AREA - 1,712 sq ft

BASEMENT FINISHED AREA - 0 sq ft

GARAGE AREA - 540 sq ft

COVERED PORCH AREA - 135 sq ft

JOB NAME

WELTZ, JEREMY & AMBER

JOB LOCATION

53507 CR 39
Middlebury

MODEL BASE

CAPRI

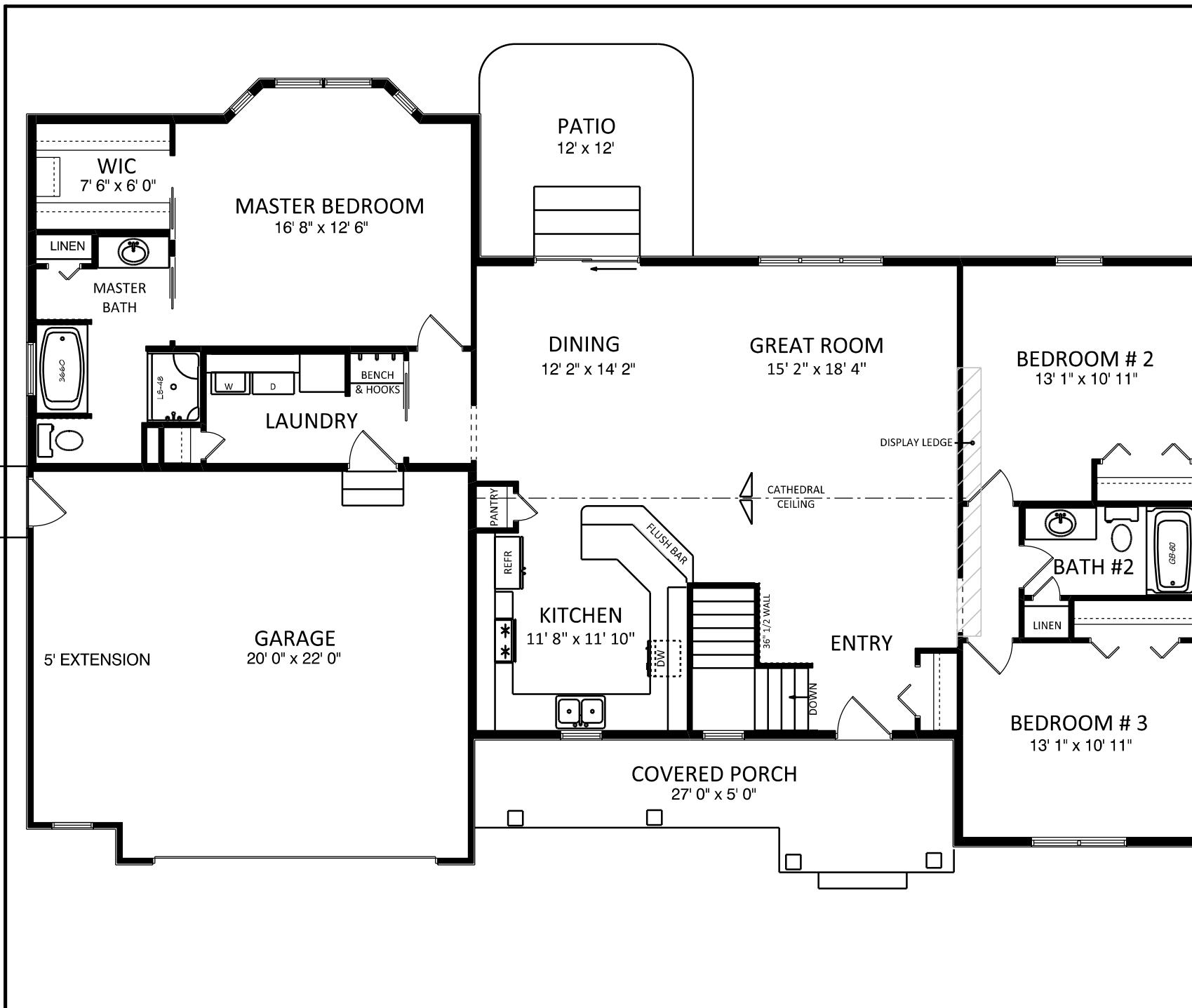
SCALE

DATE

April 23, 2014

DRAWING

FIRST FLOOR PLAN





construction
company, inc.

a better way to build

1849 W. Lincoln Ave.
Goshen, IN 46526
574-533-3100

THIS DRAWING AND ALL INFORMATION CONTAINED HEREIN IS THE PROPERTY OF TEAM CONSTRUCTION CO., INC. AND IS NOT TO BE REPRODUCED WITHOUT THE EXPRESSED WRITTEN PERMISSION OF TEAM CONSTRUCTION CO., INC. TEAM CONSTRUCTION CO., INC. ASSUMES NO RESPONSIBILITY FOR UNAUTHORIZED USE.

PLAN NOTES:

1. 96" POURED WALLS
2. TYPICAL: 8" BRICK LEDGES
12" BL @ OVERHEAD DOORS

DETAILS

CO-FW-01-8 8' WALLS
CO-EW-01-8 EGRESS WINDOW WELL

JOB NAME

WELTZ, JEREMY & AMBER

JOB LOCATION

53507 CR 39
Middlebury

MODEL BASE

CAPRI

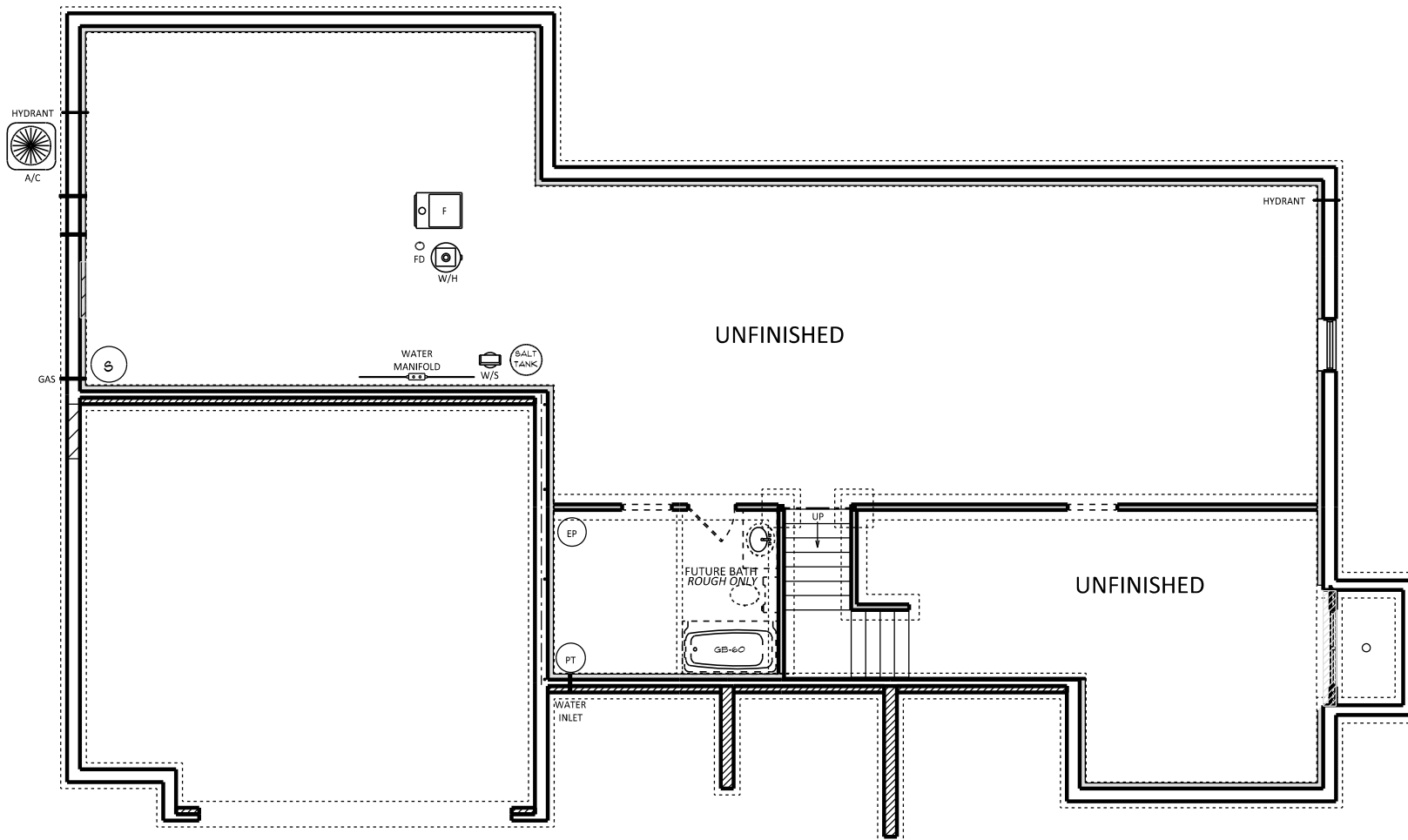
SCALE

DATE

April 23, 2014

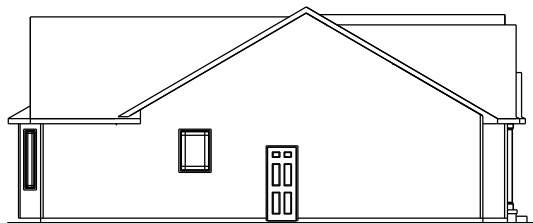
DRAWING

BASEMENT PLAN

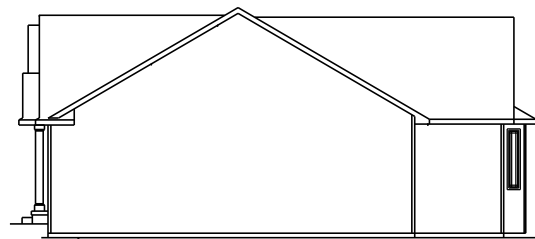




REAR ELEVATION
1/2 SCALE



LEFT ELEVATION
1/2 SCALE



GRADE 20" DOWN
FROM T.O.F.

RIGHT ELEVATION
1/2 SCALE



team
construction
company, inc.
a better way to build

1849 W. Lincoln Ave.
Goshen, IN 46526
574-533-3100

THIS DRAWING AND ALL INFORMATION CONTAINED HEREIN IS THE PROPERTY OF TEAM CONSTRUCTION CO., INC. AND IS NOT TO BE REPRODUCED WITHOUT THE EXPRESSED WRITTEN PERMISSION OF TEAM CONSTRUCTION CO., INC. TEAM CONSTRUCTION CO., INC. ASSUMES NO RESPONSIBILITY FOR UNAUTHORIZED USE.

PLAN NOTES:

TYPICAL OVERHANGS
EAVES: 16"
GABLES: 12"

JOB NAME
WELTZ, JEREMY & AMBER

JOB LOCATION
53507 CR 39
Middlebury

MODEL BASE
CAPRI

SCALE
1/4" = 1'-0"

DATE
April 23, 2014

DRAWING
ELEVATIONS