

1849 W. Lincoln Ave.
 Goshen, IN 46526
 574-533-3100

T.O.P. - GREAT ROOM/ENTRY
 T.O.P. - KITCHEN/DINING
 T.O.P.

THIS DRAWING AND ALL INFORMATION CONTAINED HEREIN IS THE PROPERTY OF TEAM CONSTRUCTION CO., INC. AND IS NOT TO BE REPRODUCED, COPIED, OR TRANSMITTED IN ANY FORM OR BY ANY MEANS, WITHOUT THE WRITTEN PERMISSION OF TEAM CONSTRUCTION CO., INC. TEAM CONSTRUCTION CO., INC. MAKES NO REPRESENTATION OR WARRANTY FOR ANY PART OF THIS DRAWING.

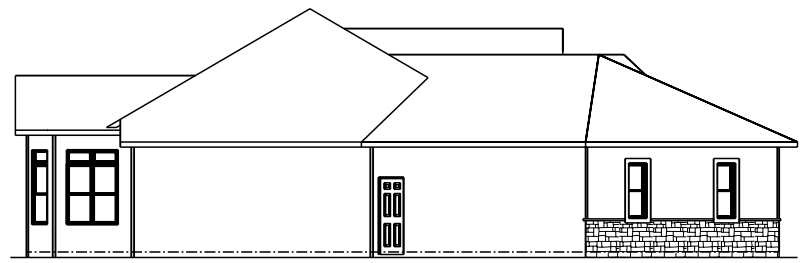
F.L.F.B.
 I.C.C.



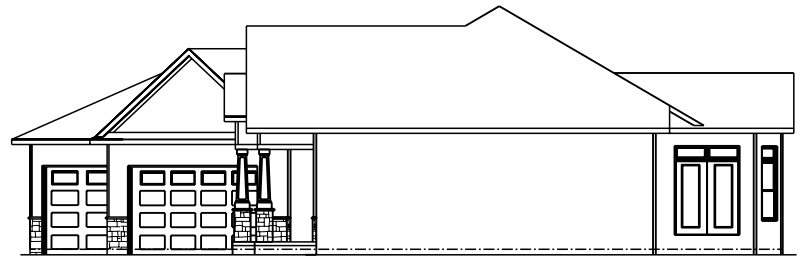
PORCH POSTS → PO-C6
 CORBELS → SEE SELECTIONS



REAR ELEVATION
 1/2 SCALE



LEFT ELEVATION
 1/2 SCALE



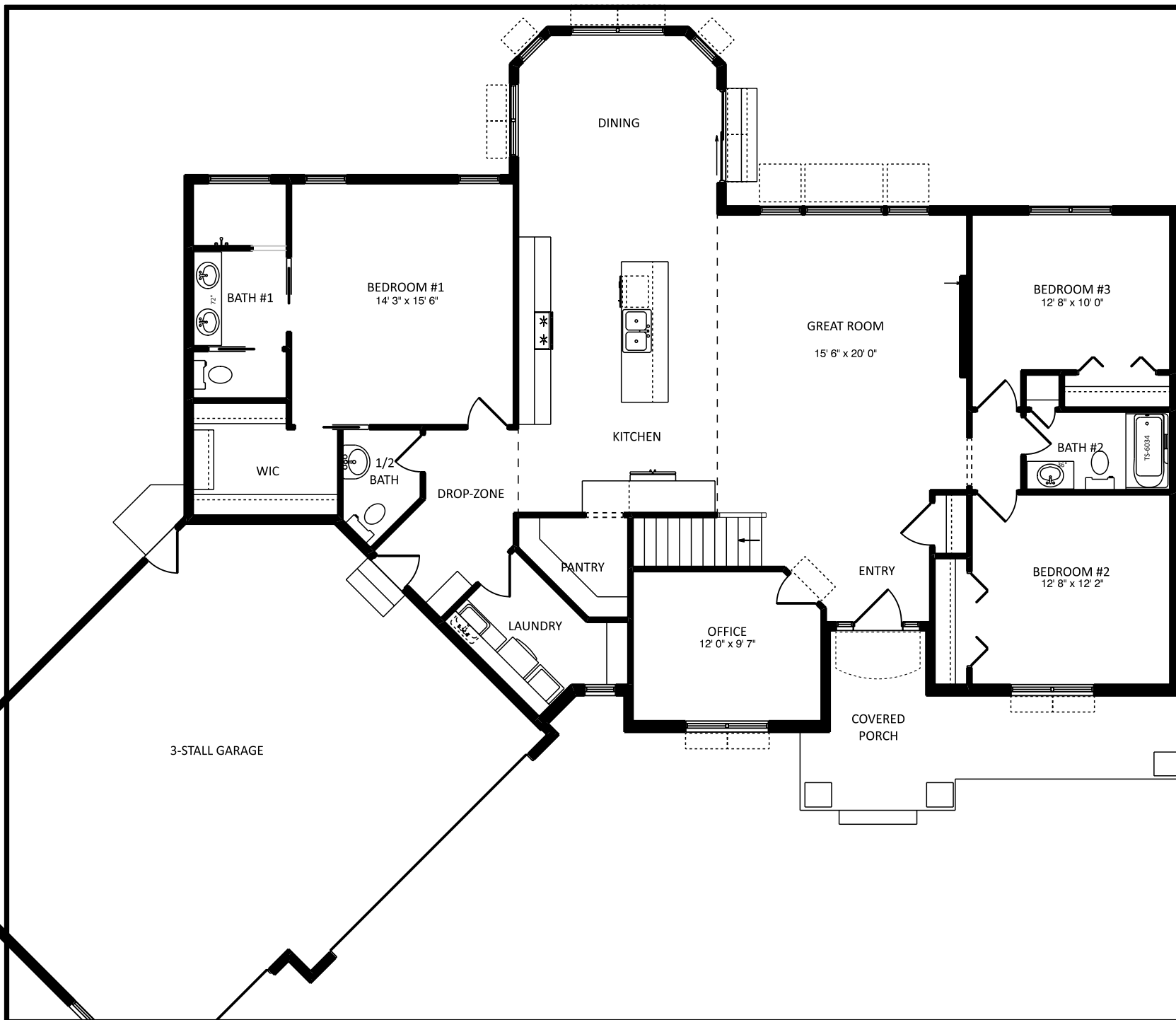
RIGHT ELEVATION
 1/2 SCALE

JOB NAME	MCKEE
TEAM JOB #	2435
PLAN NAME	DEVILLE
DATE	4/18/2025
SCALE	
DRAWING	ELEVATIONS

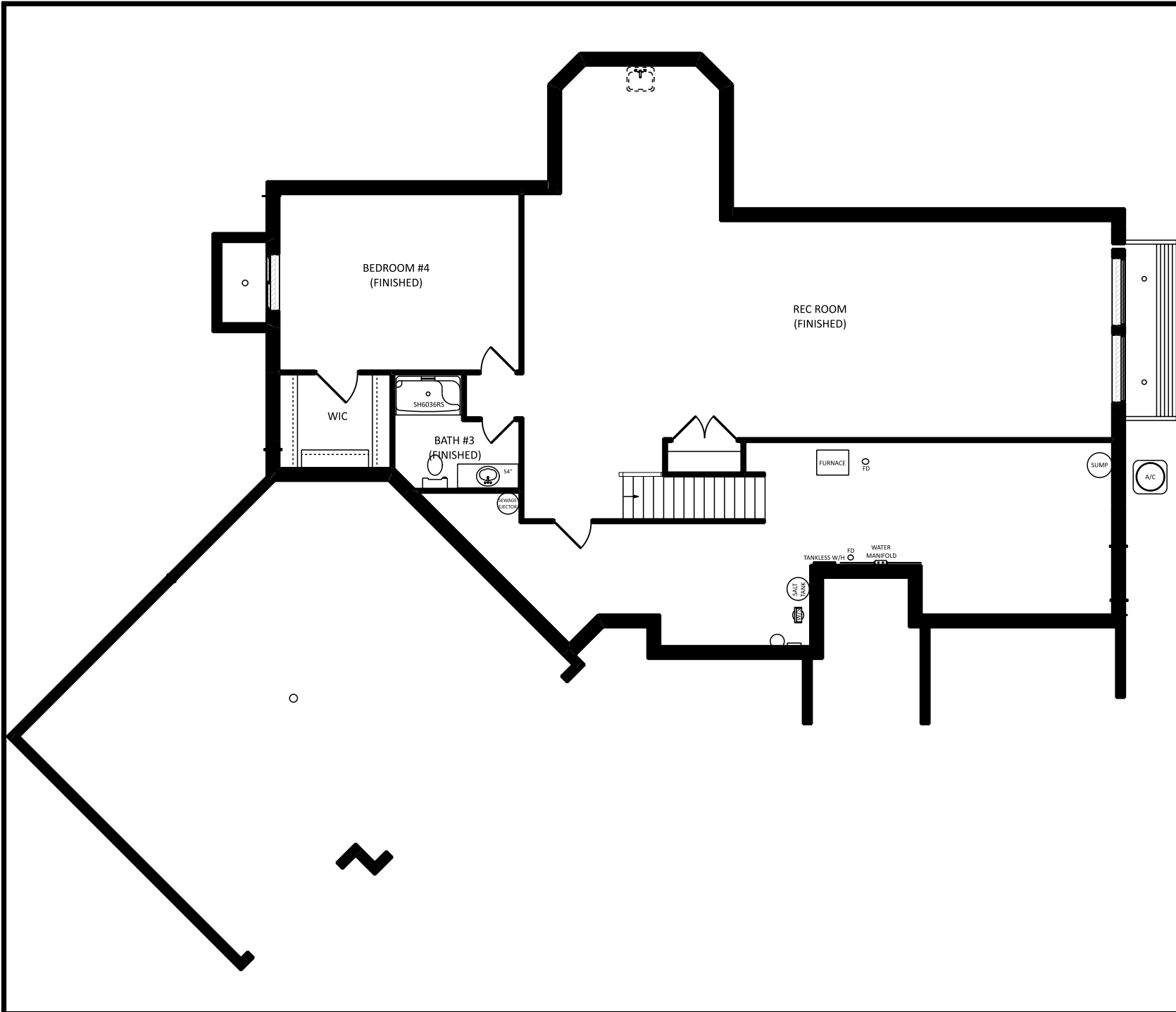
THIS DRAWING AND ALL INFORMATION CONTAINED HEREIN IS THE PROPERTY OF TEAM CONSTRUCTION CO., INC. AND IS NOT TO BE REPRODUCED WITHOUT THE EXPRESS WRITTEN PERMISSION OF TEAM CONSTRUCTION CO., INC. TEAM CONSTRUCTION CO., INC. ASSUMES NO RESPONSIBILITY FOR MULTIPLE USE.

SQUARE FOOTAGE

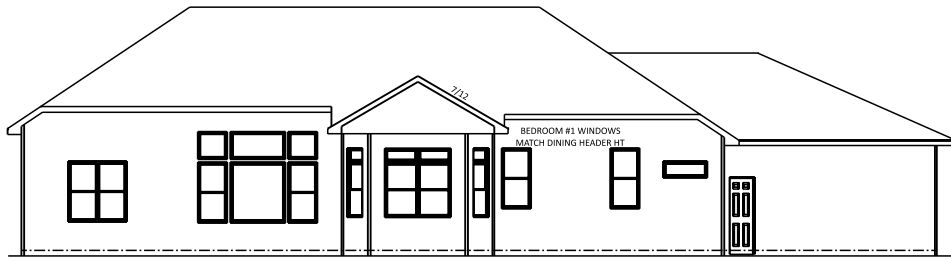
1st Floor	2011 sq. ft.
Basement (finished)	1339 sq. ft.
Garage	848 sq. ft.
Covered Porch	160 sq. ft.



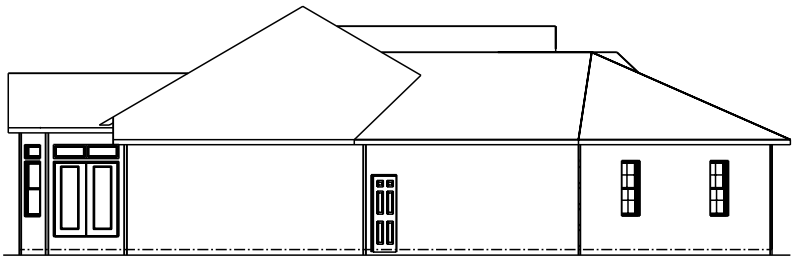
JOB NAME	MCKEE
TEAM JOB #	2435
PLAN NAME	DEVILLE
DATE	4/18/2025
SCALE	
DRAWING	1st FLOOR



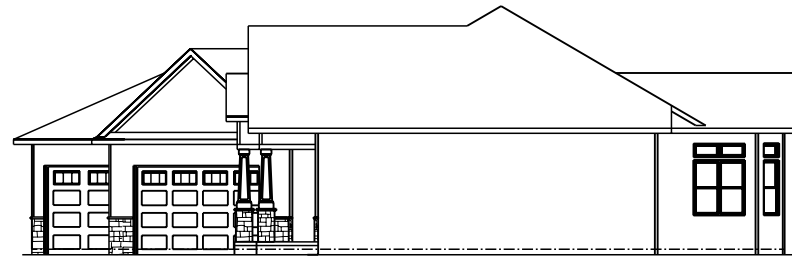
JOB NAME	MCKEE
TEAM JOB #	2435
PLAN NAME	DEVILLE
DATE	4/18/2025
SCALE	
DRAWING	BASEMENT



REAR ELEVATION
 1/2 SCALE



LEFT ELEVATION
 1/2 SCALE



RIGHT ELEVATION
 1/2 SCALE

JOB NAME
 STABROWSKI

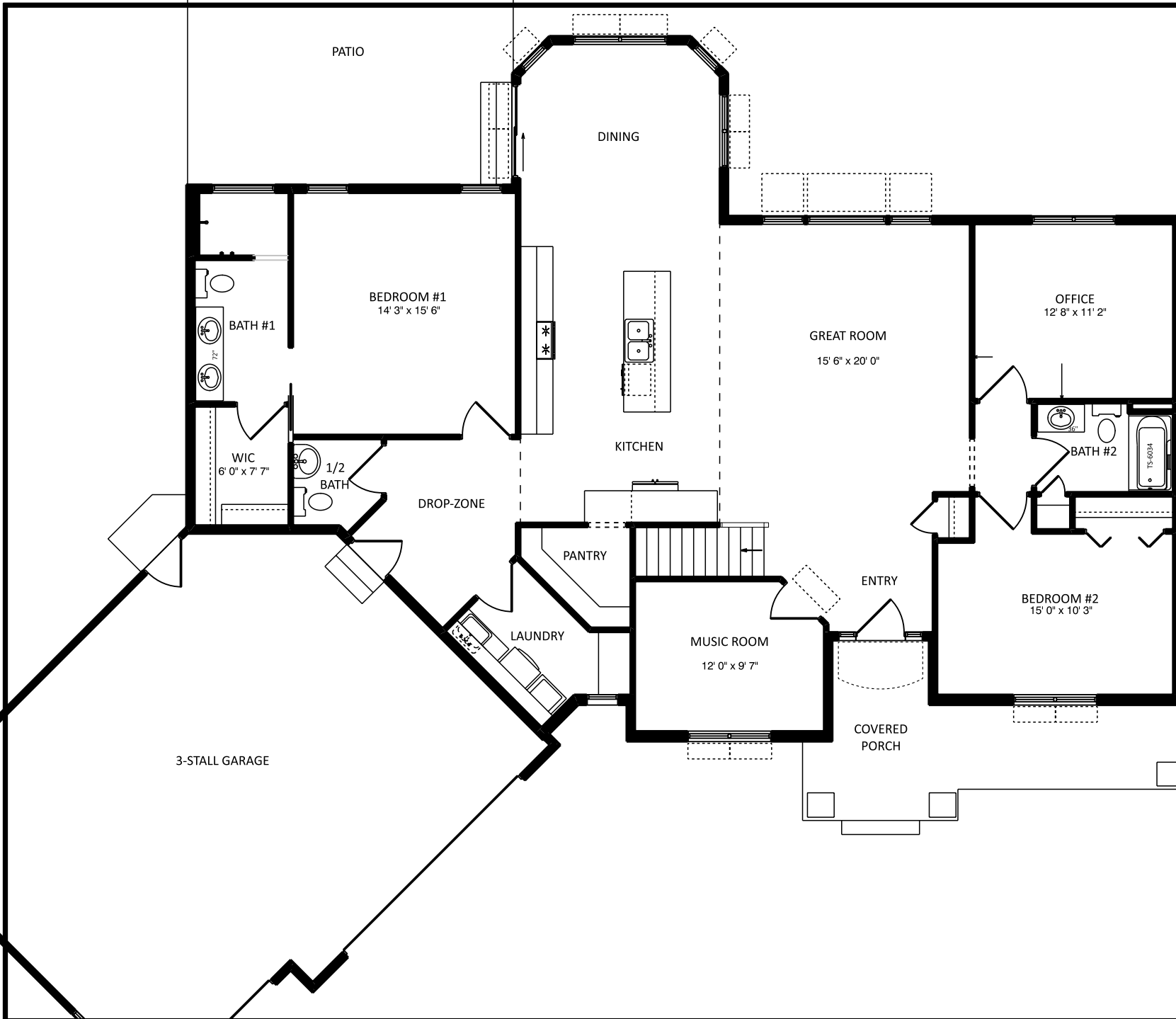
TEAM JOB #
 2412

PLAN NAME
 DEVILLE

DATE
 9/11/2024

SCALE

DRAWING
 ELEVATIONS



1849 W. Lincoln Ave.
Goshen, IN 46526
574-533-3100

THIS DRAWING AND ALL INFORMATION CONTAINED HEREIN IS THE PROPERTY OF TEAM CONSTRUCTION CO., INC. AND IS NOT TO BE REPRODUCED WITHOUT THE EXPRESS WRITTEN PERMISSION OF TEAM CONSTRUCTION CO., INC. TEAM CONSTRUCTION CO., INC. ASSUMES NO RESPONSIBILITY FOR MULTIPLE USE.

SQUARE FOOTAGE

1st Floor	2014 sq. ft.
Garage	848 sq. ft.
Covered Porch	162 sq. ft.
Basement (finished)	1339 sq. ft.

JOB NAME
STABROWSKI

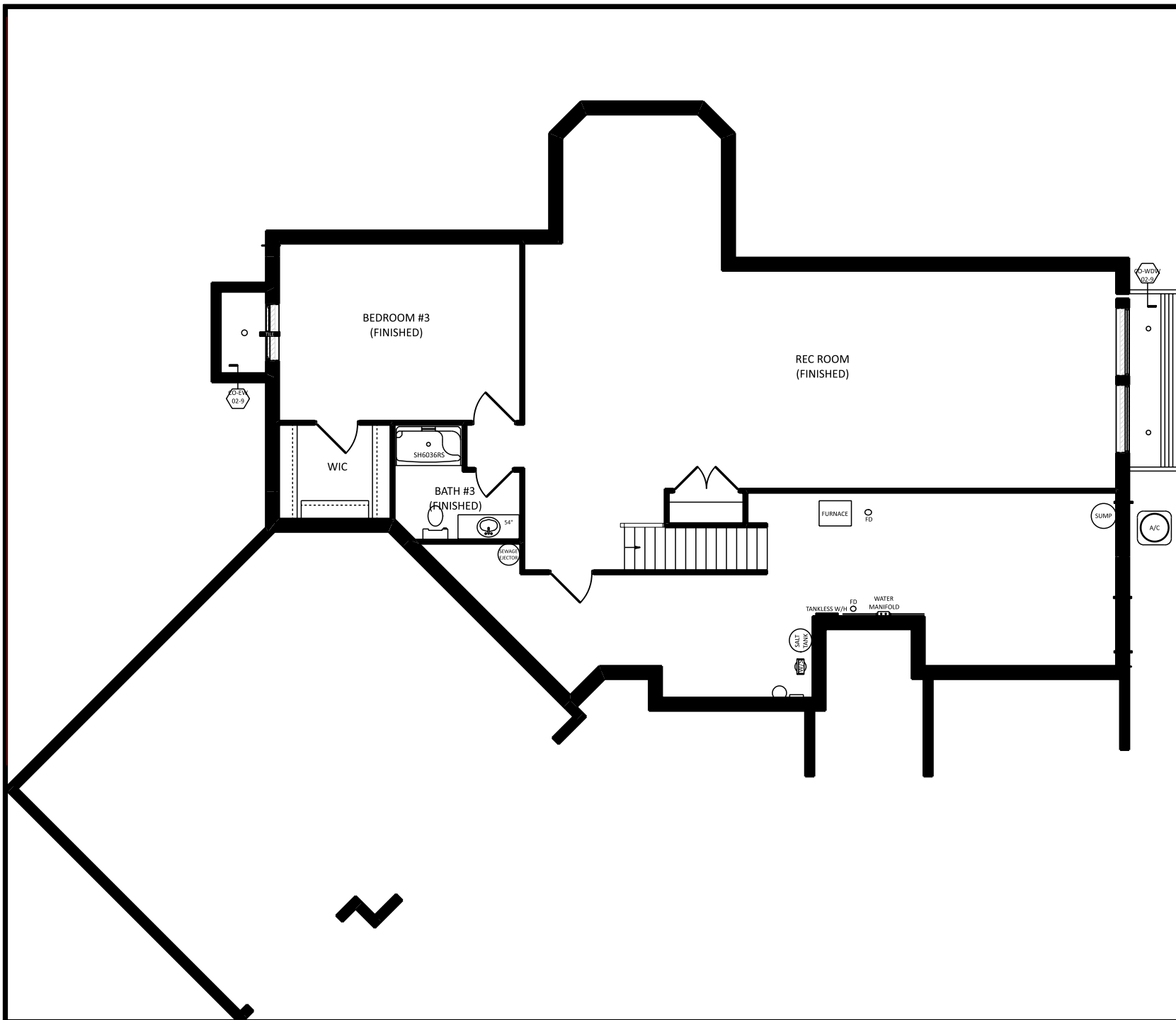
TEAM JOB #
2412

PLAN NAME
DEVILLE

DATE
9/11/2024

SCALE

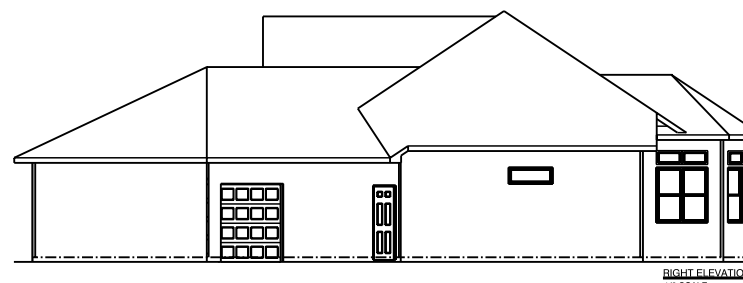
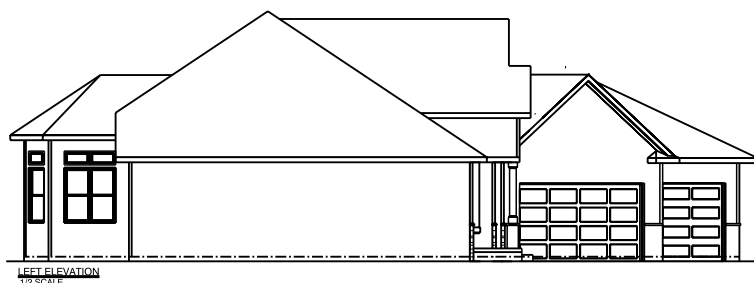
DRAWING
1st FLOOR



JOB NAME	STABROWSKI
TEAM JOB #	2412
PLAN NAME	DEVILLE
DATE	9/11/2024
SCALE	
DRAWING	BASEMENT



GARAGE & PORCH CORBELS → BR 9961
 HOUSE CORBELS → DB 102 CORBELS
 PORCH POSTS → LOT 119 SUMMIT



JOB NAME
DANIELS
 Aria & Jake

TEAM JOB #
 2039

PLAN NAME
 DEVILLE

DATE
 12/24/2020

SCALE
 NO SCALE

DRAWING
 ELEVATIONS

PATIO
12' x 12'

DINING

BEDROOM #3
10' 0" x 12' 0"

GREAT ROOM
16' 0" x 20' 0"

BEDROOM #1
12' 8" x 16' 0"

BATH #1

T5-5024

BATH #2

KITCHEN

72"

MAX
1057/88
34x64

WIC
9' 6" x 6' 0"

DROP-ZONE

PANTRY

LAUNDRY

ENTRY

OFFICE
12' 0" x 9' 7"

BEDROOM #2
15' 0" x 10' 3"

COVERED
PORCH

3-STALL GARAGE

team
construction
company, inc.
a better way to build

1849 W. Lincoln Ave.
Goshen, IN 46526
574-533-3100

THIS DRAWING AND ALL INFORMATION CONTAINED HEREIN IS THE PROPERTY OF TEAM CONSTRUCTION CO., INC. AND IS NOT TO BE REPRODUCED WITHOUT THE EXPRESS WRITTEN PERMISSION OF TEAM CONSTRUCTION CO., INC. TEAM CONSTRUCTION CO., INC. ASSUMES NO RESPONSIBILITY FOR MULTIPLE USE.

SQUARE FOOTAGE

1st Floor	1943 sq. ft.
Garage	795 sq. ft.
Covered Porch	61 sq. ft.

JOB NAME

DANIELS
Ariah & Jake

TEAM JOB #

2039

PLAN NAME

DEVILLE

DATE

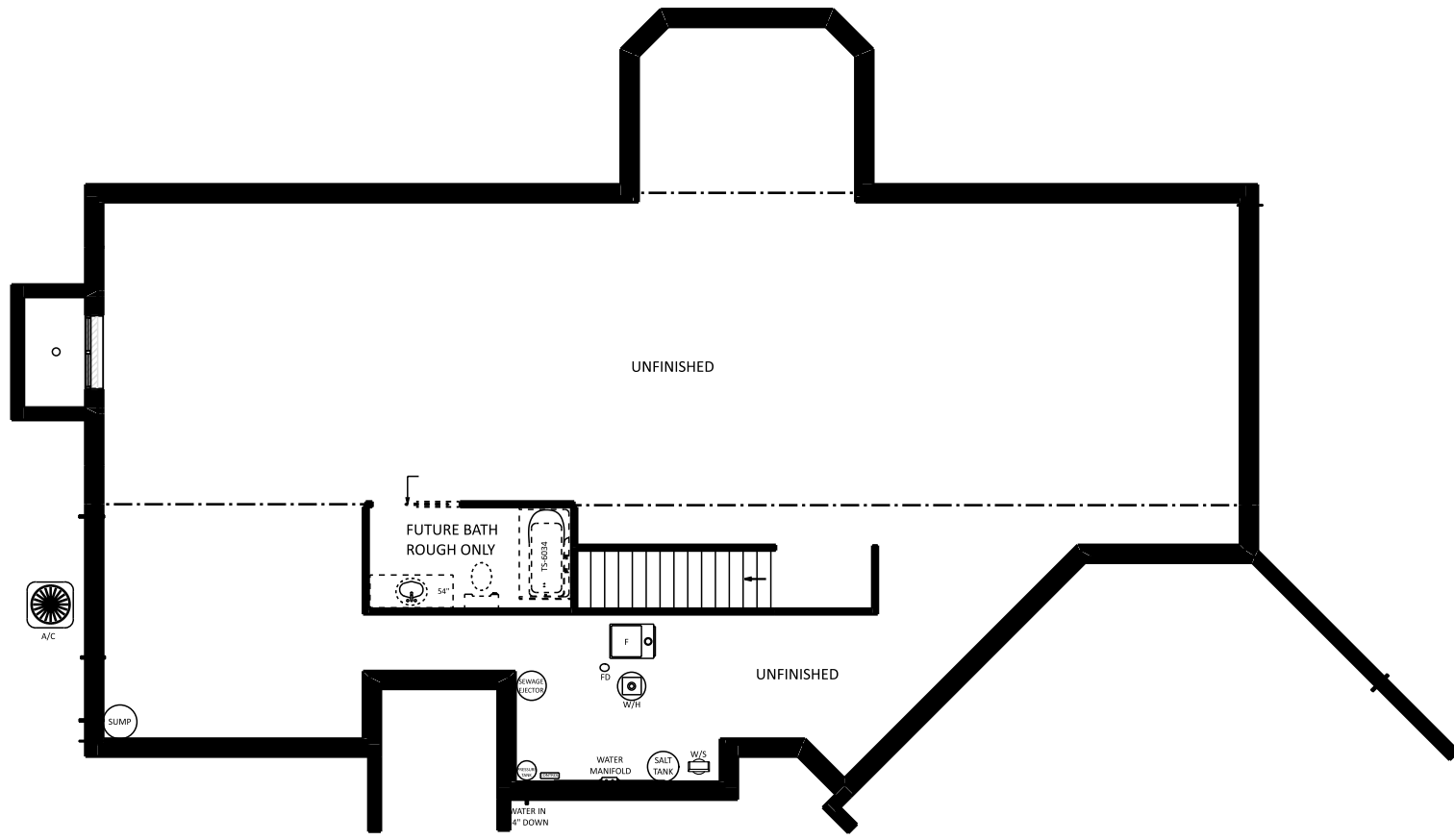
12/24/2020

SCALE

NO SCALE

DRAWING

1st FLOOR



JOB NAME	DANIELS Ariah & Jake
TEAM JOB #	2039
PLAN NAME	DEVILLE
DATE	12/24/2020
SCALE	NO SCALE
DRAWING	BASEMENT



a better way to build

1849 W. Lincoln Ave.
Goshen, IN 46526
514-933-3100

THIS DRAWING AND ALL INFORMATION CONTAINED HEREIN IS THE PROPERTY OF TEAM CONSTRUCTION CO., INC. AND IS NOT TO BE REPRODUCED WITHOUT THE EXPRESS WRITTEN PERMISSION OF TEAM CONSTRUCTION CO., INC. TEAM CONSTRUCTION CO., INC. ASSUMES NO RESPONSIBILITY FOR UNAUTHORIZED USE.

NOTES

- 1.
- 2.
- 3.

FIRST FLOOR LIVING AREA - 0 sq ft

SECOND FLOOR LIVING AREA - 0 sq ft

TOTAL LIVING AREA - 0 sq ft

BASEMENT FINISHED AREA - 0 sq ft

GARAGE AREA - 0 sq ft

COVERED PORCH AREA - 0 sq ft

DECK AREA - 0 sq ft

JOB NAME
BECK, PATRICK & JENNIFER

JOB LOCATION
WESTLEAF MANOR lot #46

JOB ADDRESS
29889 Sommerwood Court

MODEL BASE
DEVILLE

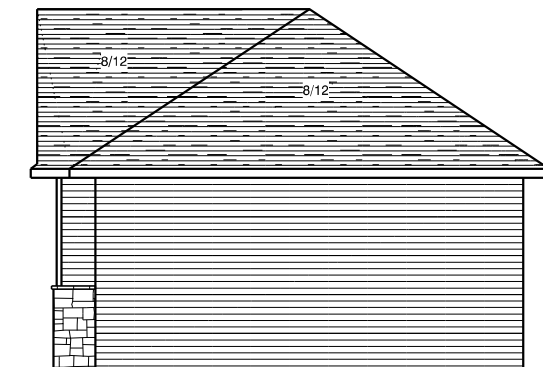
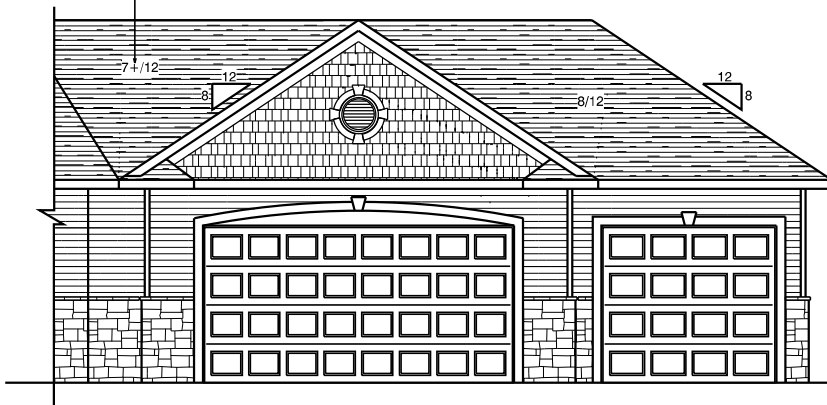
SCALE
1/8" = 1'0"

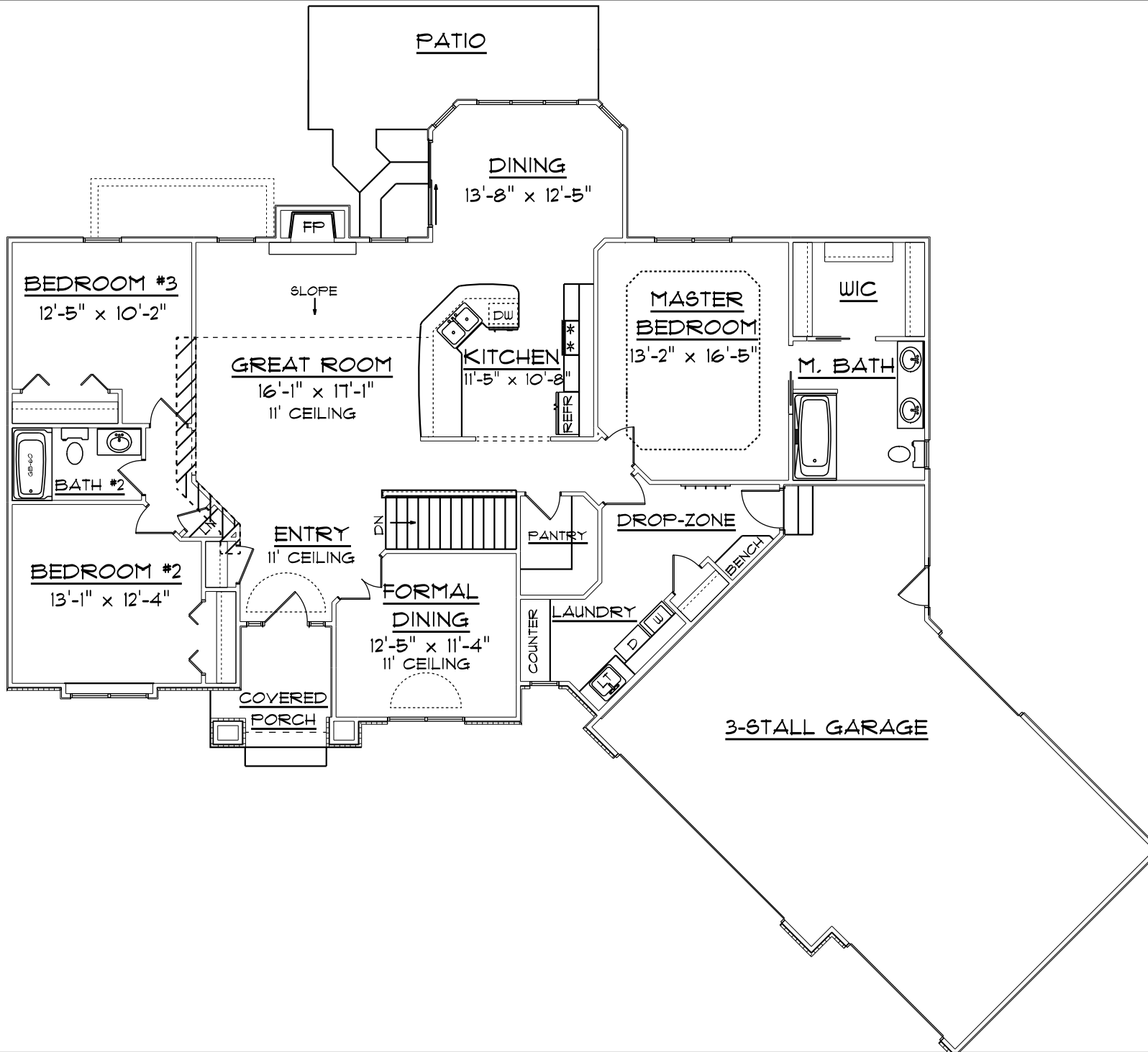
DATE
September 15, 2012

DRAWING
FRONT ELEVATION



ADJUST PITCH SO VALLEYS DO NOT MEET.





a better way to build

1849 W. Lincoln Ave.
Goshen, IN 46526
514-833-0100

THIS DRAWING AND ALL INFORMATION CONTAINED HEREIN IS THE PROPERTY OF TEAM CONSTRUCTION CO., INC. AND IS NOT TO BE REPRODUCED WITHOUT THE EXPRESSED WRITTEN PERMISSION OF TEAM CONSTRUCTION CO., INC. TEAM CONSTRUCTION CO., INC. ASSUMES NO RESPONSIBILITY FOR UNAUTHORIZED USE.

NOTES
1.
2.
3.

FIRST FLOOR LIVING AREA -	1,911 sq ft
SECOND FLOOR LIVING AREA -	0 sq ft
TOTAL LIVING AREA -	2,356 sq ft
BASEMENT FINISHED AREA -	445 sq ft
GARAGE AREA -	765 sq ft
COVERED PORCH AREA -	65 sq ft
DECK AREA -	0 sq ft

JOB NAME
BECK, PATRICK & JENNIFER

JOB LOCATION
WESTLEAF MANOR lot #46

JOB ADDRESS
29889 Sommerwood Court

MODEL BASE
DEVILLE

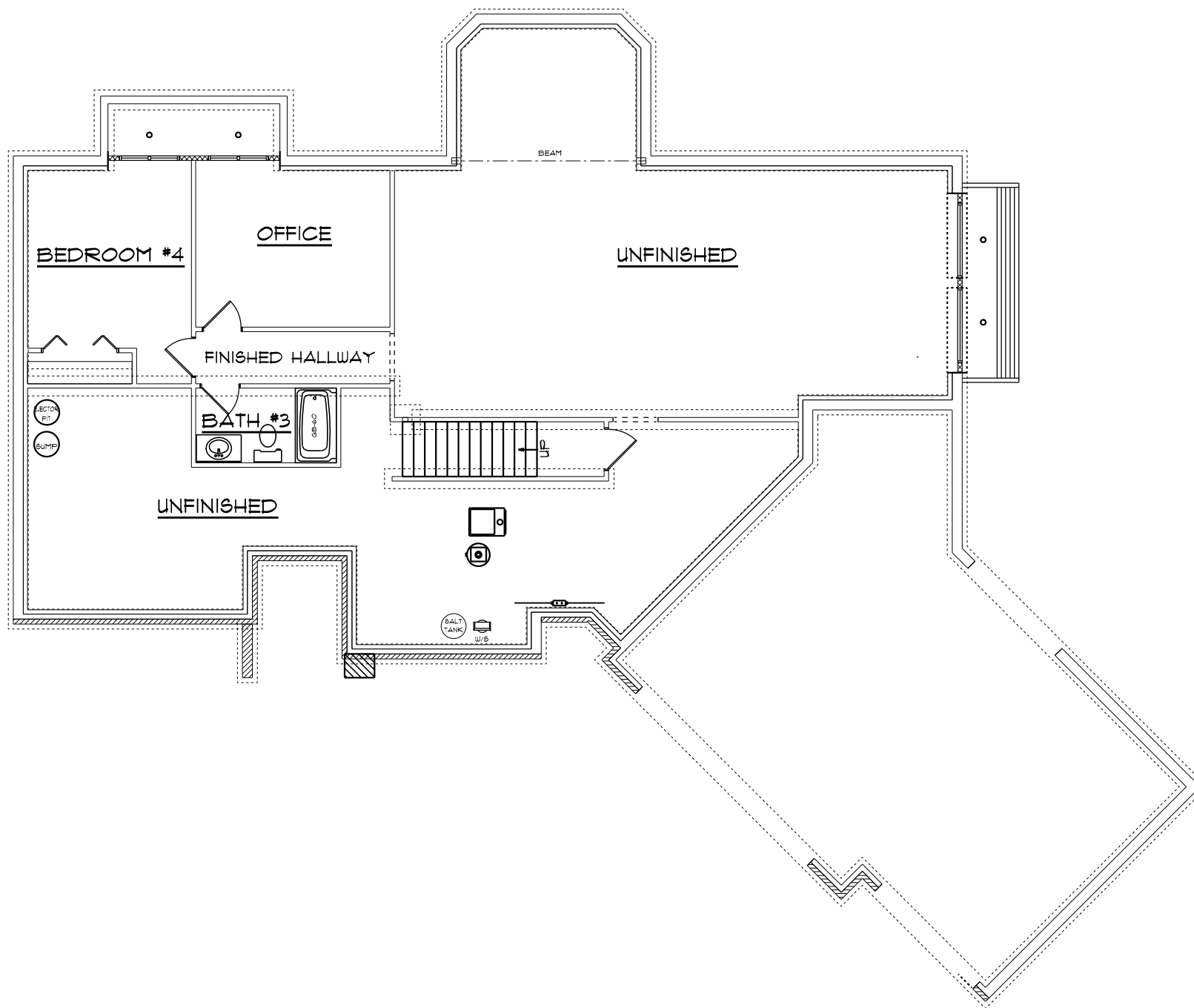
SCALE
1/8" = 1'-0"

DATE
September 15, 2012

DRAWING
FIRST FLOOR PLAN

NOTES

- 1.



JOB NAME

BECK, PATRICK & JENNIFER

JOB LOCATION

WESTLEAF MANOR lot #46

JOB ADDRESS

MODEL BASE

DEVILLE

SCALE

1/8" = 1'0"

DATE

September 15, 2012

DRAWING

BASEMENT PLAN

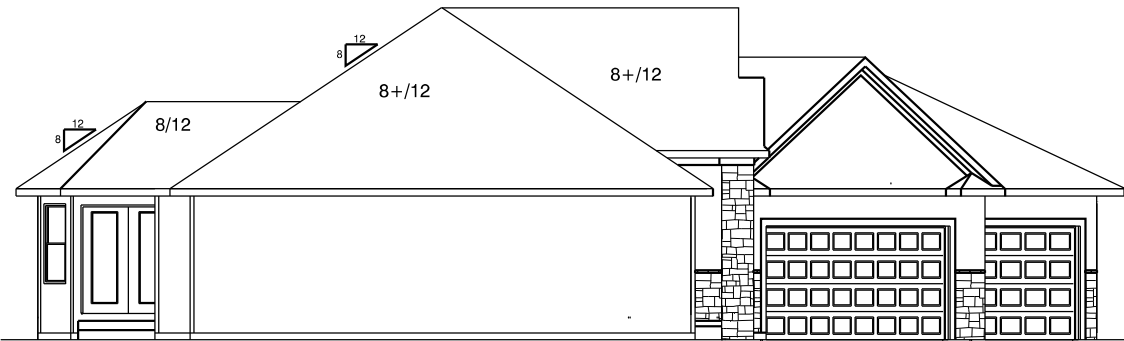


a better way to build

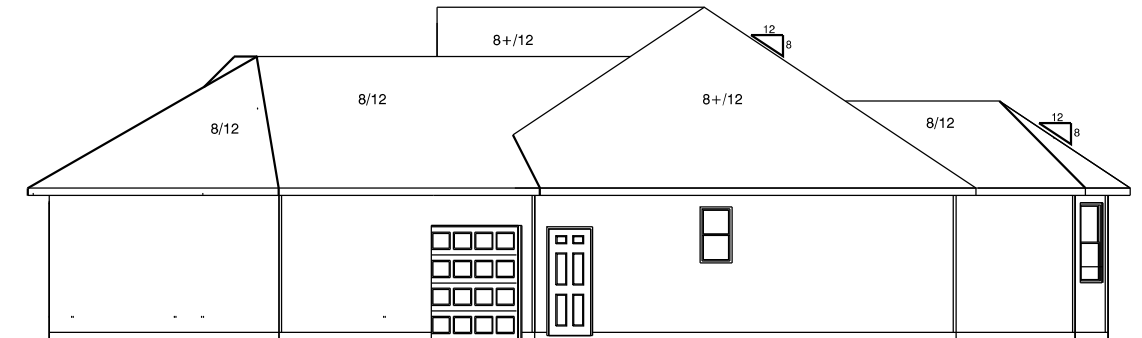
1849 W. Lincoln Ave.
Goshen, N. 46526
574-533-3100



REAR ELEVATION



LEFT ELEVATION



RIGHT ELEVATION

JOB NAME
BECK, PATRICK & JENNIFER

JOB LOCATION
WESTLEAF MANOR lot #46

JOB ADDRESS
29889 Sommerwood Court

MODEL BASE
DEVILLE

SCALE
1/8" = 1'-0"

DATE
September 15, 2012

DRAWING
ELEVATIONS

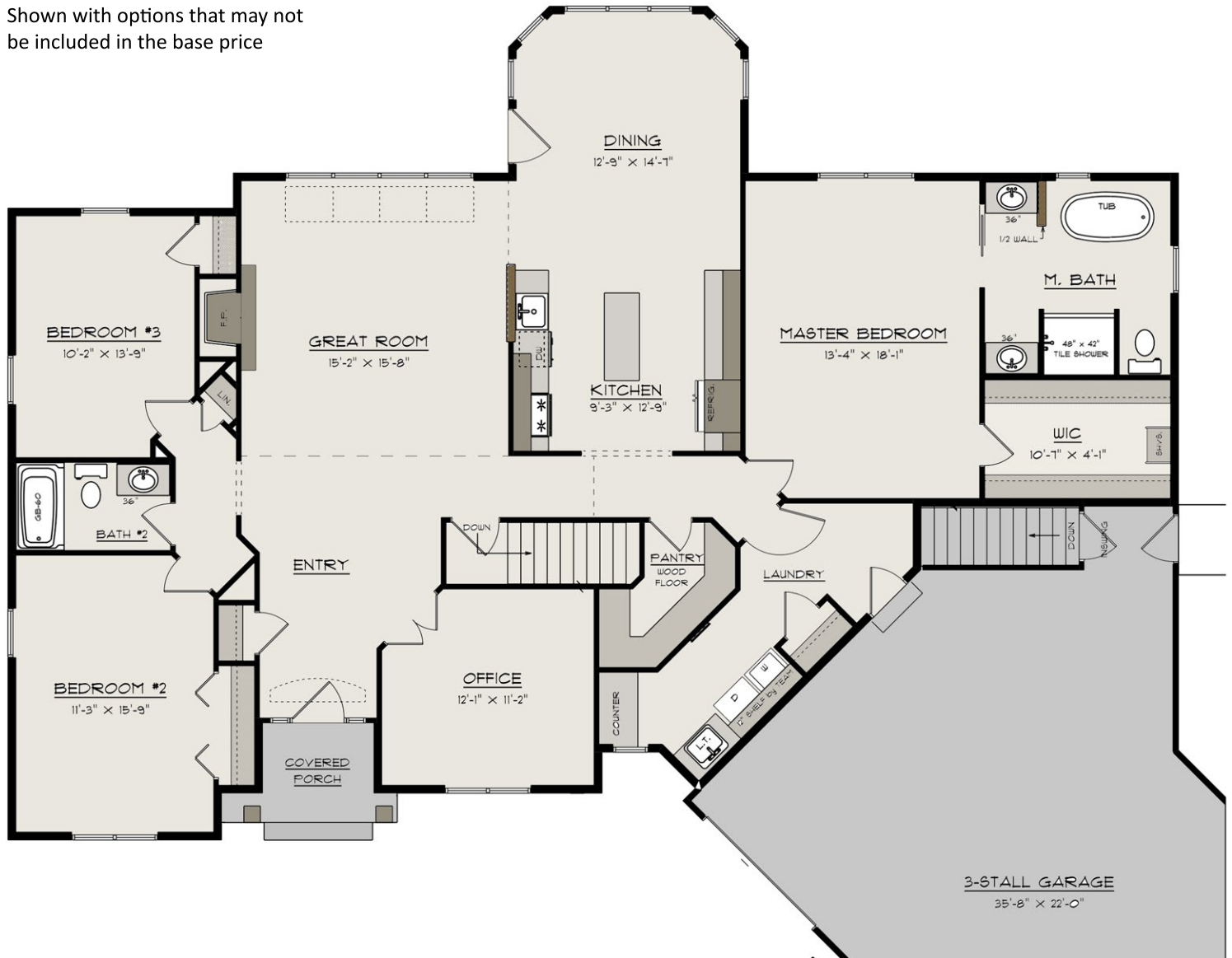
The Deville

as built for Berger

2,131 sf Ranch
 3 Bedrooms, 2-1/2 Baths



Shown with options that may not be included in the base price

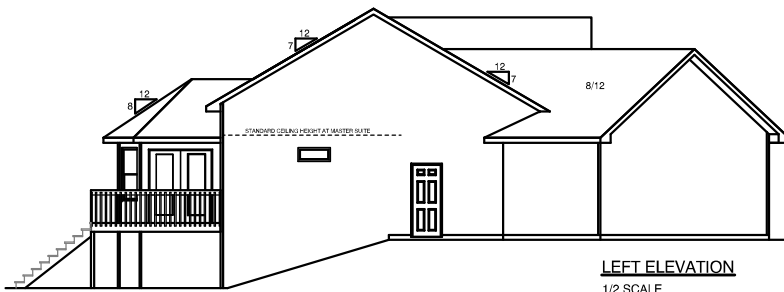




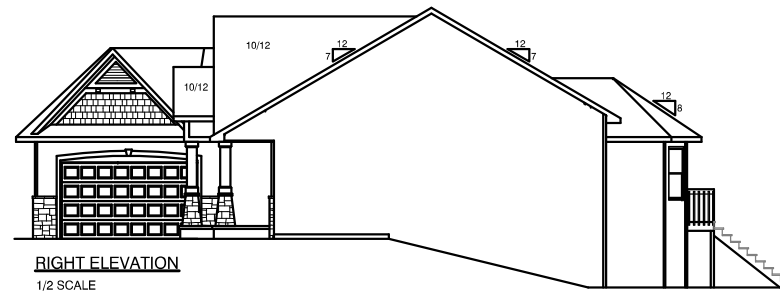
FRONT ELEVATION



REAR ELEVATION
 1/2 SCALE

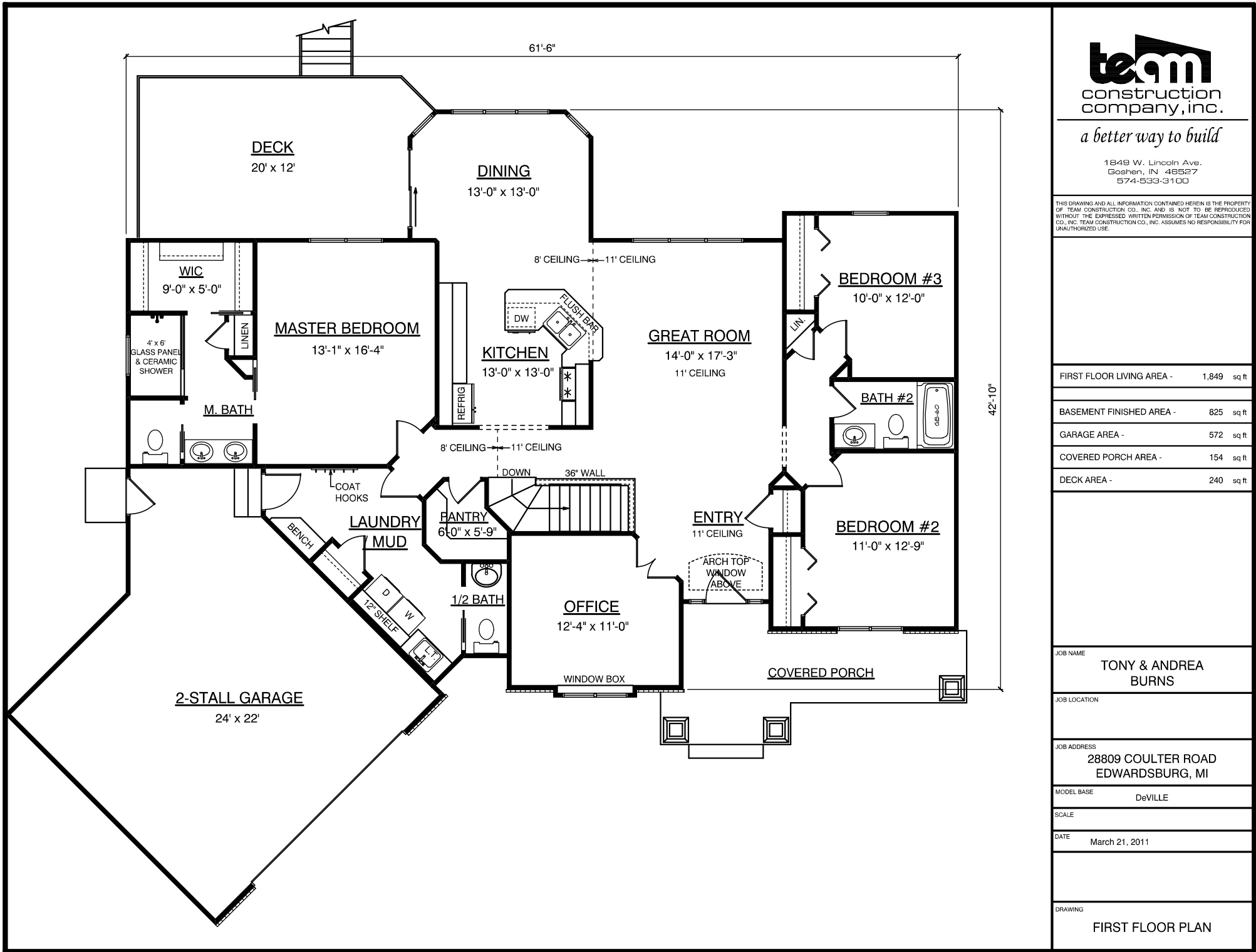


LEFT ELEVATION
 1/2 SCALE



RIGHT ELEVATION
 1/2 SCALE

JOB NAME	TONY & ANDREA BURNS
JOB LOCATION	
JOB ADDRESS	28809 COULTER ROAD EDWARDSBURG, MI
MODEL BASE	DeVILLE
SCALE	
DATE	March 21, 2011
DRAWING	ELEVATIONS



a better way to build

1849 W. Lincoln Ave.
Goshen, IN 46527
574-533-3100

THIS DRAWING AND ALL INFORMATION CONTAINED HEREIN IS THE PROPERTY OF TEAM CONSTRUCTION CO., INC. AND IS NOT TO BE REPRODUCED WITHOUT THE EXPRESSED WRITTEN PERMISSION OF TEAM CONSTRUCTION CO., INC. TEAM CONSTRUCTION CO., INC. ASSUMES NO RESPONSIBILITY FOR UNAUTHORIZED USE.

FIRST FLOOR LIVING AREA -	1,849 sq ft
BASEMENT FINISHED AREA -	825 sq ft
GARAGE AREA -	572 sq ft
COVERED PORCH AREA -	154 sq ft
DECK AREA -	240 sq ft

JOB NAME
TONY & ANDREA BURNS

JOB LOCATION

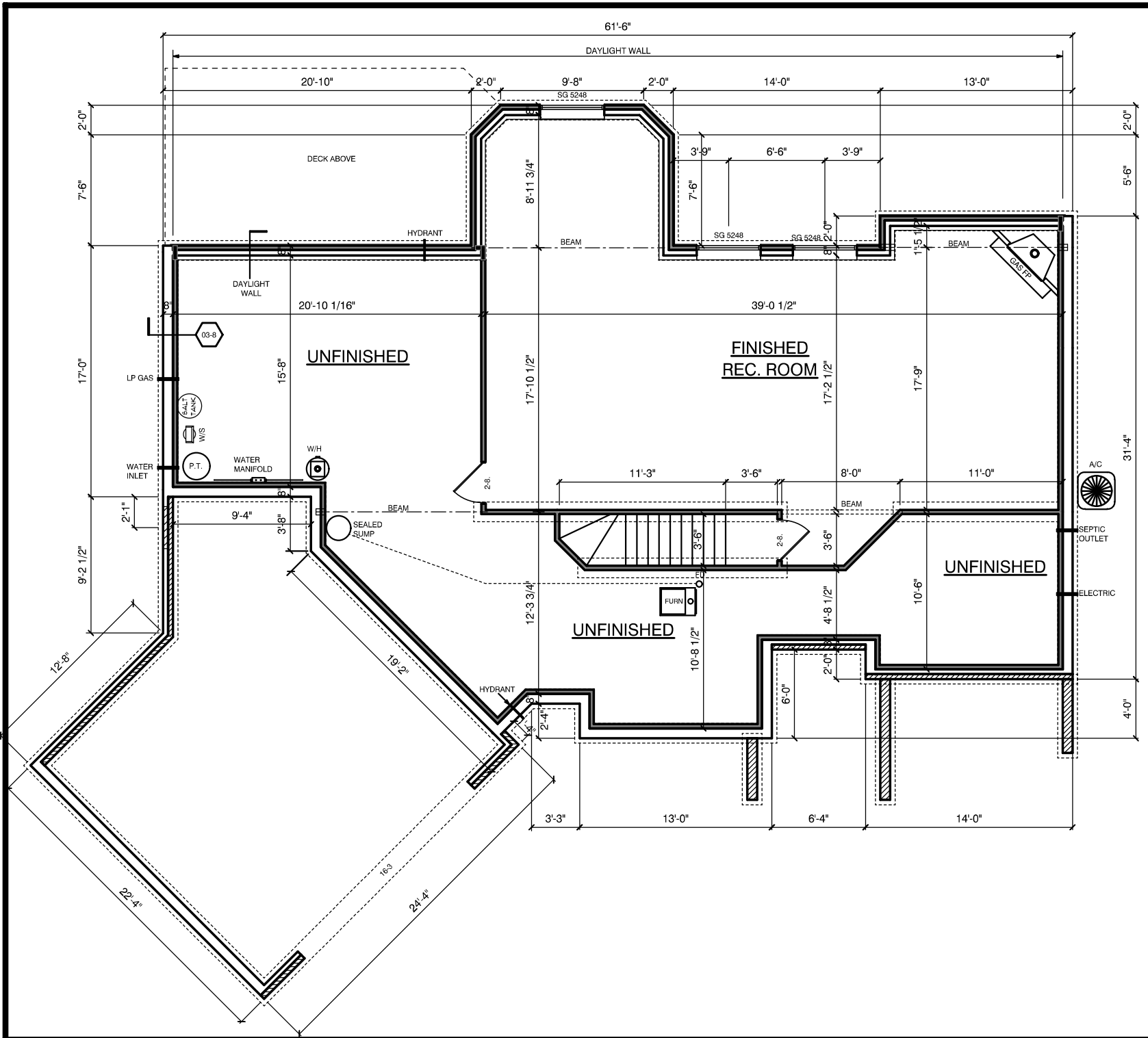
JOB ADDRESS
**28809 COULTER ROAD
EDWARDSBURG, MI**

MODEL BASE
DeVILLE

SCALE

DATE
March 21, 2011

DRAWING
FIRST FLOOR PLAN



a better way to build

1849 W. Lincoln Ave.
Goshen, IN 46527
574-533-3100

THIS DRAWING AND ALL INFORMATION CONTAINED HEREIN IS THE PROPERTY OF TEAM CONSTRUCTION CO., INC. AND IS NOT TO BE REPRODUCED WITHOUT THE EXPRESSED WRITTEN PERMISSION OF TEAM CONSTRUCTION CO., INC. TEAM CONSTRUCTION CO., INC. ASSUMES NO RESPONSIBILITY FOR UNAUTHORIZED USE.

JOB NAME
TONY & ANDREA BURNS

JOB LOCATION

JOB ADDRESS
**28809 COULTER ROAD
EDWARDSBURG, MI**

MODEL BASE
DeVILLE

SCALE

DATE
March 21, 2011

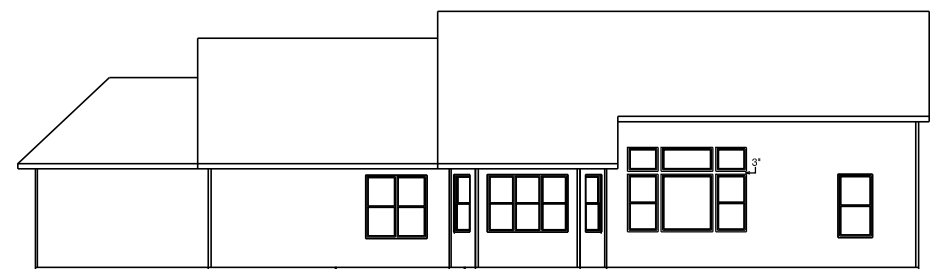
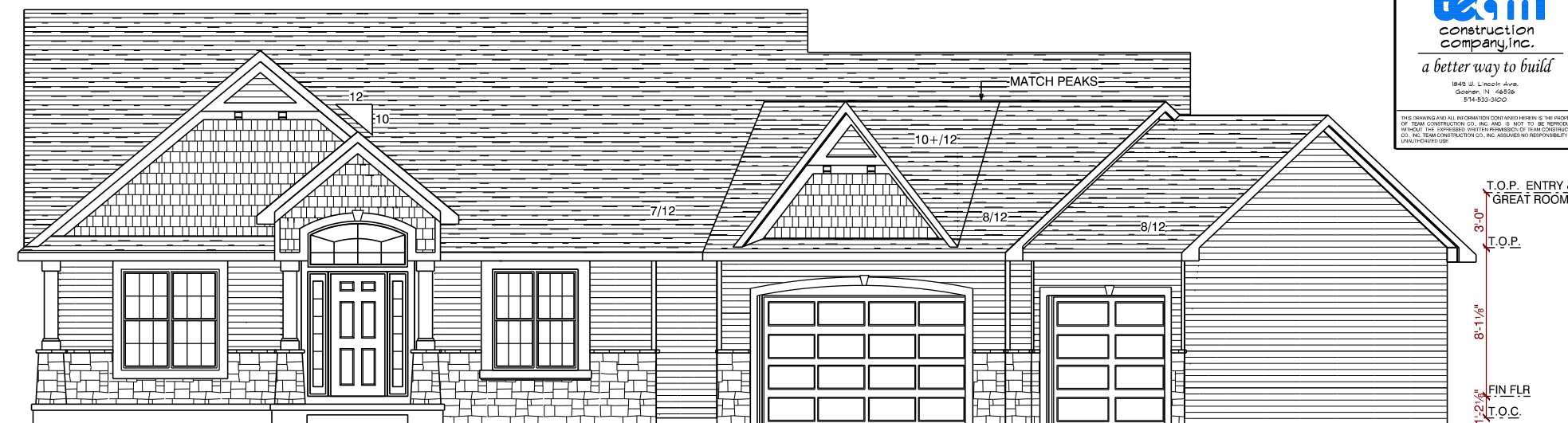
DRAWING
BASEMENT PLAN



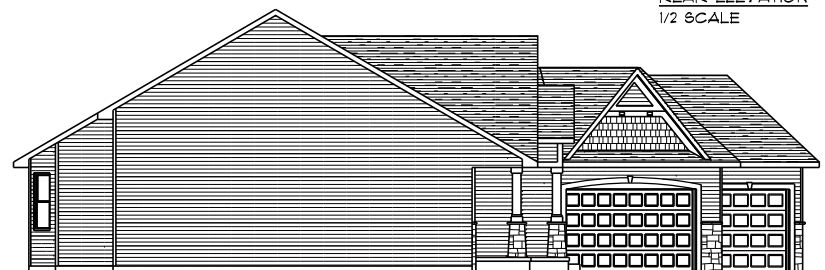
a better way to build

1845 W. Lincoln Ave.
Goshen, IN 46826
814-833-9100

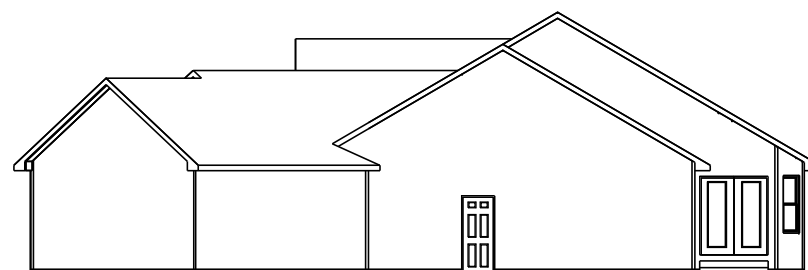
THIS DRAWING AND ALL INFORMATION CONTAINED HEREIN IS THE PROPERTY OF TEAM CONSTRUCTION CO., INC. AND IS NOT TO BE REPRODUCED WITHOUT THE EXPRESS WRITTEN PERMISSION OF TEAM CONSTRUCTION CO., INC. TEAM CONSTRUCTION CO., INC. ASSUMES NO RESPONSIBILITY FOR UNAUTHORIZED USE.



REAR ELEVATION
1/2 SCALE



LEFT ELEVATION
1/2 SCALE



RIGHT ELEVATION
1/2 SCALE

NOTES	TYPICAL OVERHANGS EAVES: 16" GABLES: 12"
DETAILS	PO-C5 PORCH COLUMN
JOB NAME	HUXHOLD/TRIBBLE
JOB LOCATION	WESTLEAF MANOR lot #58 58376 Westleaf Manor Blvd.
MODEL BASE	DEVILLE/BURNS
SCALE	3/16" = 1'-0"
DATE	October 25, 2013
DRAWINGS	ELEVATIONS



a better way to build

1845 W. Lincoln Ave.
Goshen, IN 46526
514-933-3100

THIS DRAWING AND ALL INFORMATION CONTAINED HEREIN IS THE PROPERTY OF TEAM CONSTRUCTION CO., INC. AND IS NOT TO BE REPRODUCED WITHOUT THE EXPRESSED WRITTEN PERMISSION OF TEAM CONSTRUCTION CO., INC. TEAM CONSTRUCTION CO., INC. ASSUMES NO RESPONSIBILITY FOR UNAUTHORIZED USE.

NOTES

1. 2 x 6 EXT WALLS 24" O.C.
2. 3-1/4" CASING
3. PELLA ENCOMPASS WINDOWS
4. 11-7/8" FLOOR JOISTS

FIRST FLOOR LIVING AREA - 1,887 sq ft

BASEMENT FINISHED AREA - 886 sq ft

TOTAL LIVING AREA - 2,773 sq ft

GARAGE AREA - 812 sq ft

COVERED PORCH AREA - 154 sq ft

DETAILS

- TD-WC-01 36" 1/2 WALL w/ CAP
- FR-WB-01 7" WINDOW BOX

JOB NAME

HUXHOLD/TRIBBLE

JOB LOCATION

WESTLEAF MANOR lot #58
58376 Westleaf Manor Blvd.

MODEL BASE

DEVILLE/BURNS

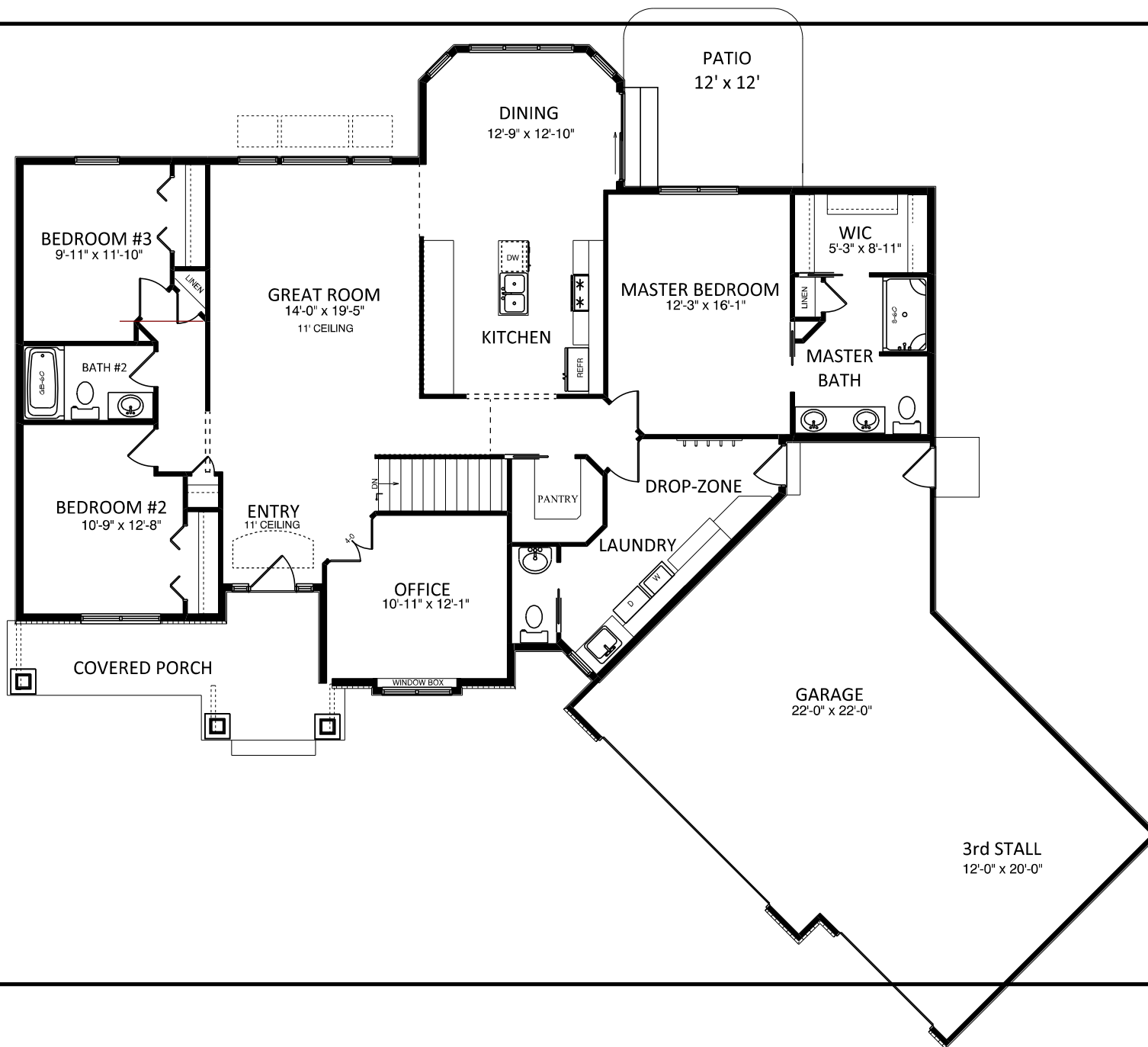
SCALE

DATE

October 25, 2013

DRAWINGS

FIRST FLOOR PLAN





a better way to build

1849 W. Lincoln Ave.
Goshen, IN 46526
574-533-3100

THIS DRAWING AND ALL INFORMATION CONTAINED HEREIN IS THE PROPERTY OF TEAM CONSTRUCTION CO., INC. AND IS NOT TO BE REPRODUCED, MITTAKEN, OR DISSEMINATED WITHOUT PERMISSION OF TEAM CONSTRUCTION CO., INC. TEAM CONSTRUCTION CO., INC. ASSUMES NO RESPONSIBILITY FOR UNAUTHORIZED USE.

- NOTES
1. 96" POURED WALLS
 2. TYPICAL: 8" BRICK LEDGES
12" BL @ OVERHEAD DOORS

- DETAILS
- CO-FW-01-8 96" WALLS
 - CO-EW-01-8 EGRESS WINDOW WELL
 - CO-WDW-01-8 WOOD DAYLIGHT WELL

JOB NAME
HUXHOLD/TRIBBLE

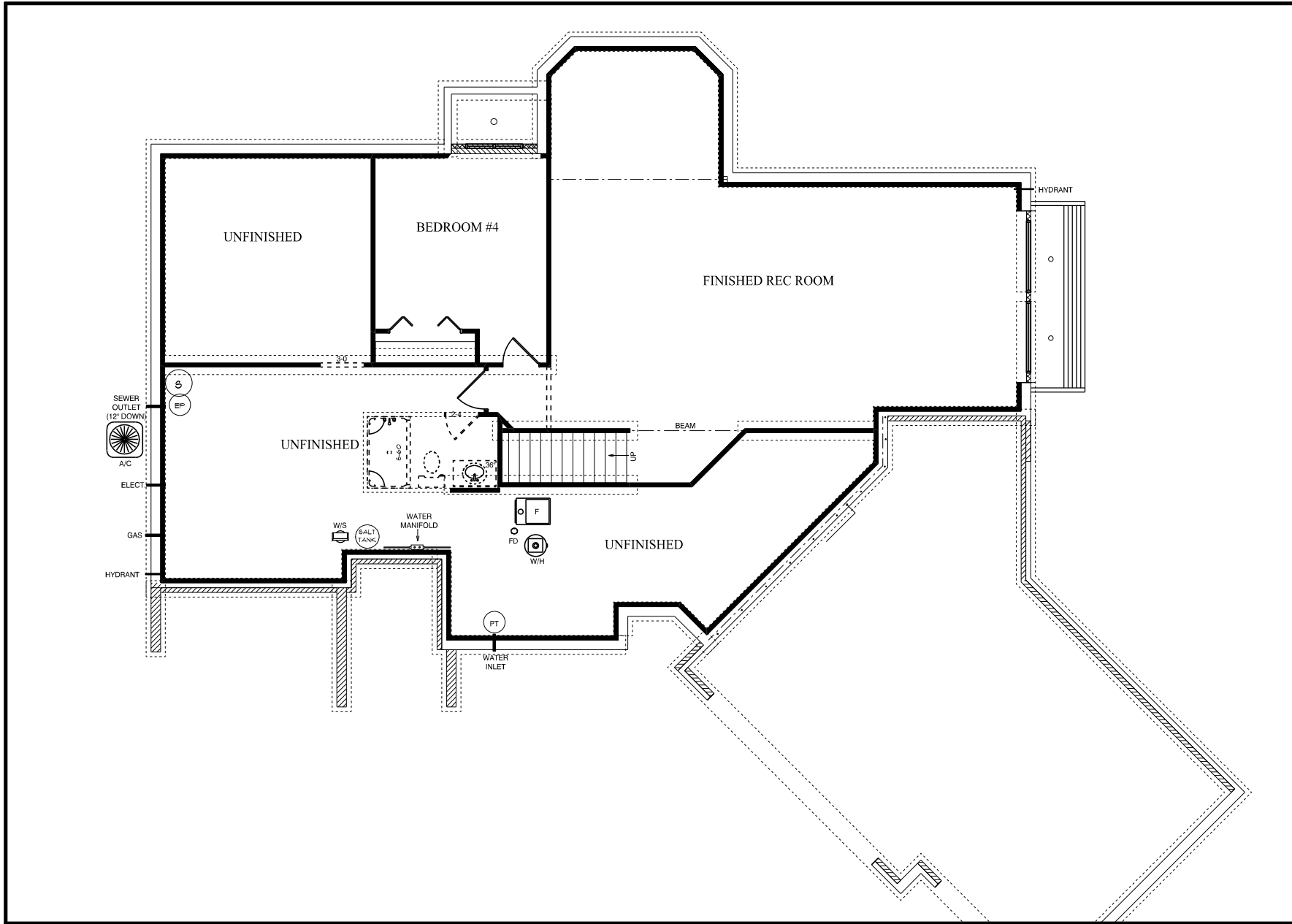
JOB LOCATION
WESTLEAF MANOR lot #58
58376 Westleaf Manor Blvd.

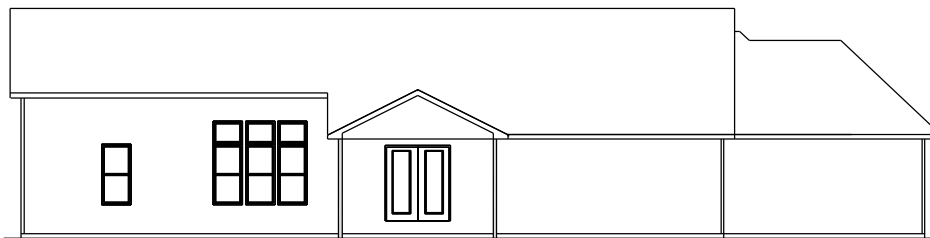
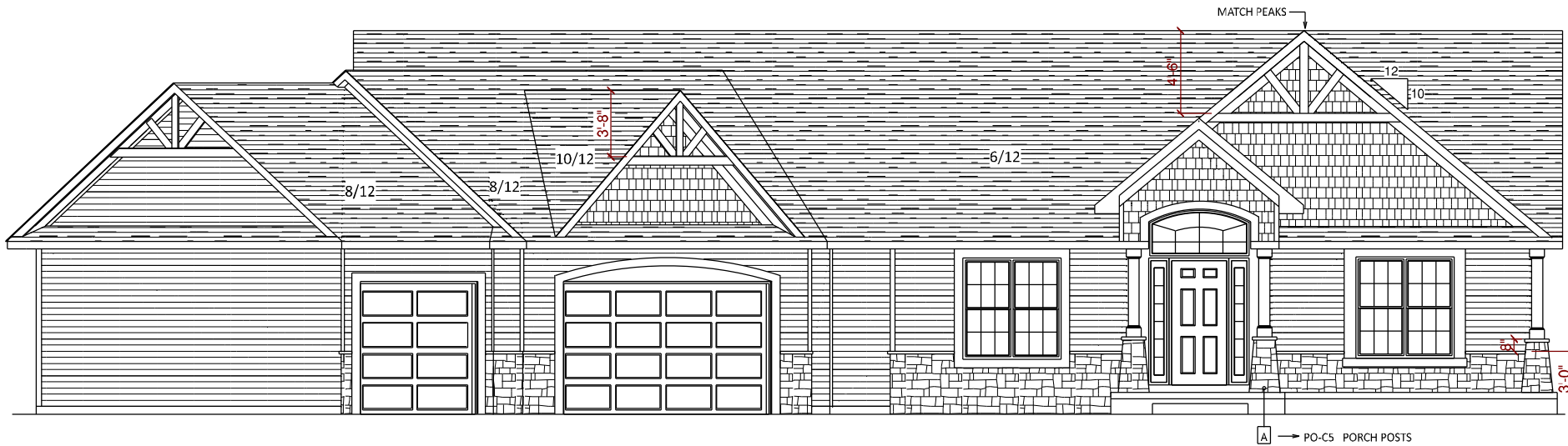
MODEL BASE

SCALE

DATE October 25, 2013

DRAWING
BASEMENT PLAN

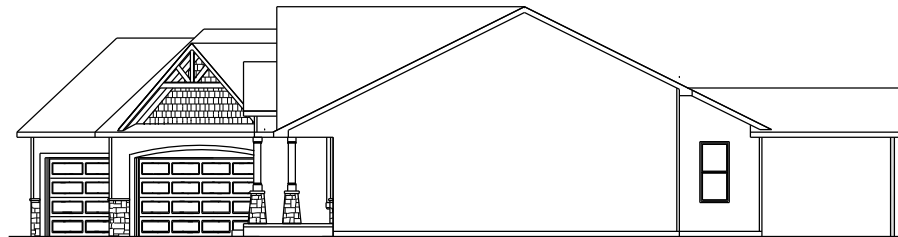




REAR ELEVATION



LEFT ELEVATION



RIGHT ELEVATION

team
 construction
 company, inc.

a better way to build

1849 W. Lincoln Ave.
 Goshen, IN 46526
 574-533-3100

THIS DRAWING AND ALL INFORMATION CONTAINED HEREIN IS THE PROPERTY OF TEAM CONSTRUCTION CO. INC. AND IS NOT TO BE REPRODUCED WITHOUT THE EXPRESSED WRITTEN PERMISSION OF TEAM CONSTRUCTION CO. INC. TEAM CONSTRUCTION CO., INC. ASSUMES NO RESPONSIBILITY FOR UNAUTHORIZED USE.

JOB NAME
**INCZAUSKIS
 Andrew and Kasie**

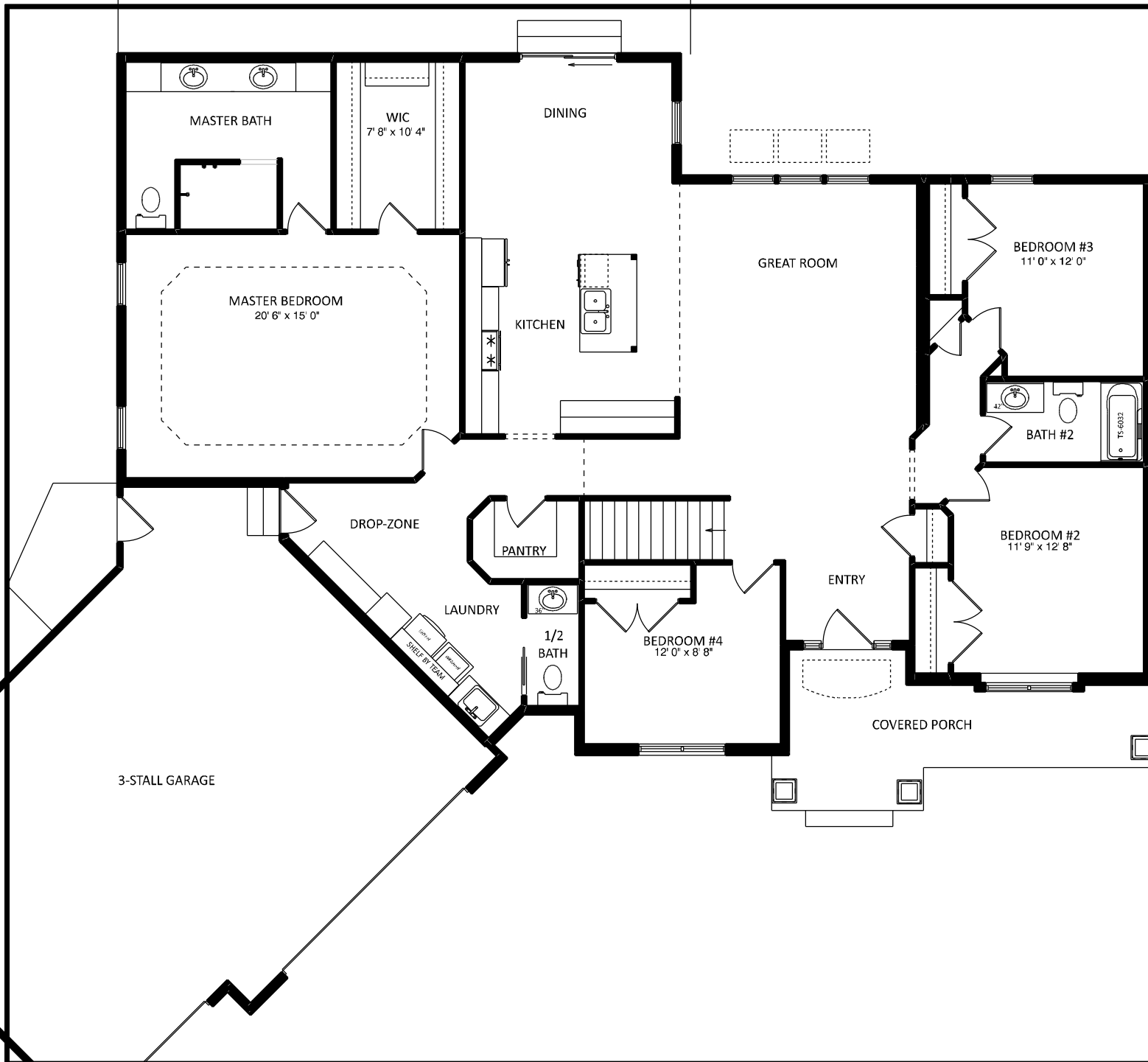
JOB LOCATION
**58643 Baugo Cove Dr.
 Elkhart
 BAUGO COVE lots 6/7**

MODEL BASE
DEVILLE

DATE
11/23/2018

SCALE
NO SCALE

DRAWING
ELEVATIONS



NOTES	
2x6 EXT WALLS	24" O/C
2x4 INT/GARAGE WALLS	16" O/C
11-7/8" I-JOISTS	
PELLA ENCOMPASS WINDOWS	
3-1/4" WINDOW TRIM	
ALL CEILINGS	8'
(unless otherwise noted)	

SQUARE FOOTAGE	
1st Floor	2138 sq. ft.
Basement (finished)	1243 sq. ft.
Garage	835 sq. ft.
Covered Porch	133 sq. ft.
Covered Patio	328 sq. ft.

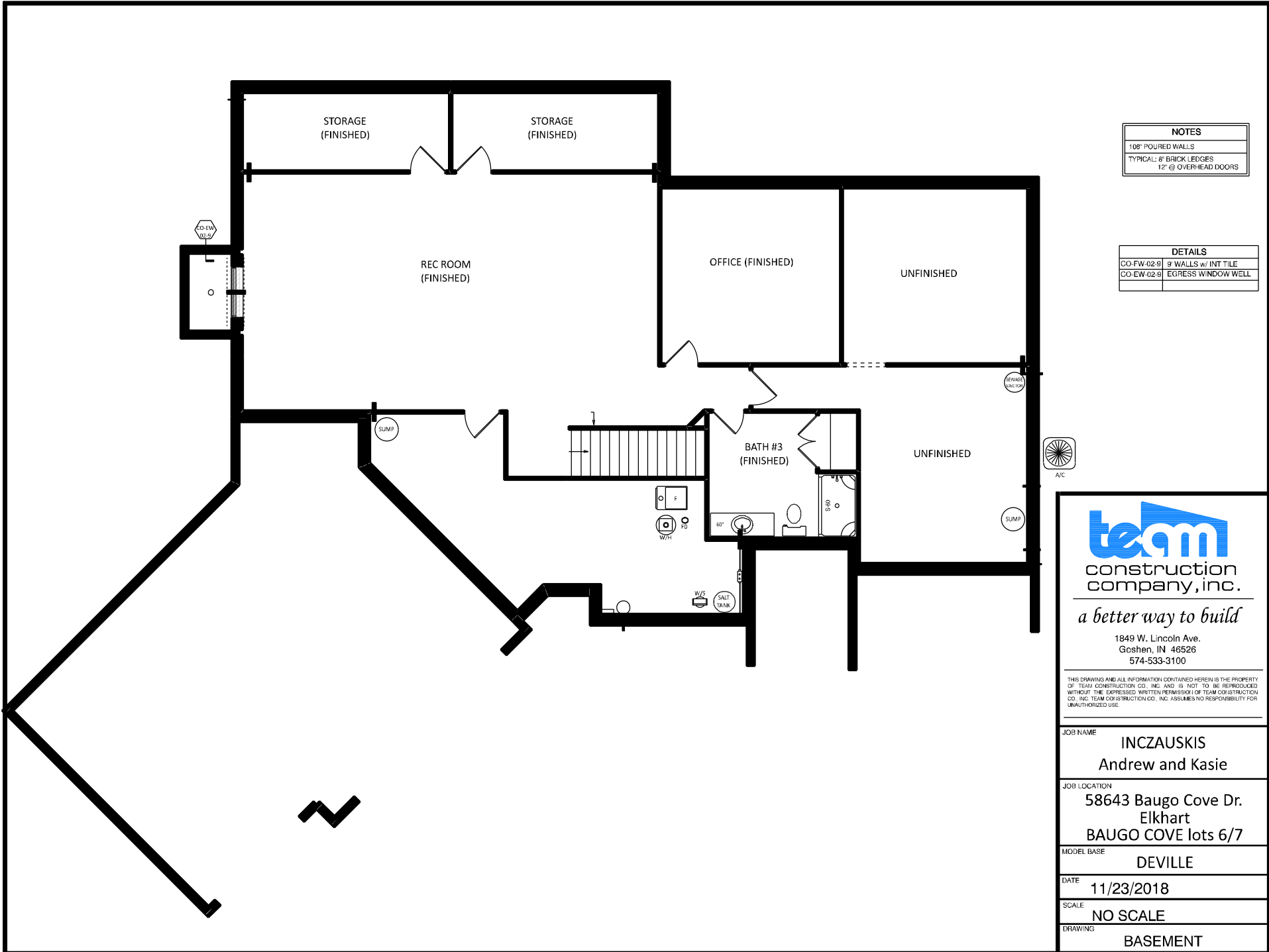

team
 construction
 company, inc.

a better way to build

1849 W. Lincoln Ave.
 Goshen, IN 46526
 574-533-3100

THIS DRAWING AND ALL INFORMATION CONTAINED HEREIN IS THE PROPERTY OF TEAM CONSTRUCTION CO., INC. AND IS NOT TO BE REPRODUCED WITHOUT THE EXPRESSED WRITTEN PERMISSION OF TEAM CONSTRUCTION CO., INC. TEAM CONSTRUCTION CO., INC. ASSUMES NO RESPONSIBILITY FOR UNAUTHORIZED USE.

JOB NAME	INCZAUSKIS Andrew and Kasie
JOB LOCATION	58643 Baugo Cove Dr. Elkhart BAUGO COVE lots 6/7
MODEL BASE	DEVILLE
DATE	11/23/2018
SCALE	NO SCALE
DRAWING	1st FLOOR



NOTES	
108'	POURED WALLS
TYPICAL:	8" BRICK LEDGES
	12' @ OVERHEAD DOORS

DETAILS	
CO-FW-02-9	9 WALLS w/ INT TILE
CO-EW-02-9	EGRESS WINDOW WELL



a better way to build

1849 W. Lincoln Ave.
Goshen, IN 46526
574-533-3100

THIS DRAWING AND ALL INFORMATION CONTAINED HEREIN IS THE PROPERTY OF TEAM CONSTRUCTION CO., INC. AND IS NOT TO BE REPRODUCED WITHOUT THE EXPRESSED WRITTEN PERMISSION OF TEAM CONSTRUCTION CO., INC. TEAM CONSTRUCTION CO., INC. ASSUMES NO RESPONSIBILITY FOR UNAUTHORIZED USE.

JOB NAME	INCZAUSKIS Andrew and Kasie
JOB LOCATION	58643 Baugo Cove Dr. Elkhart BAUGO COVE lots 6/7
MODEL BASE	DEVILLE
DATE	11/23/2018
SCALE	NO SCALE
DRAWING	BASEMENT

NOTES

TYPICAL OVERHANGS

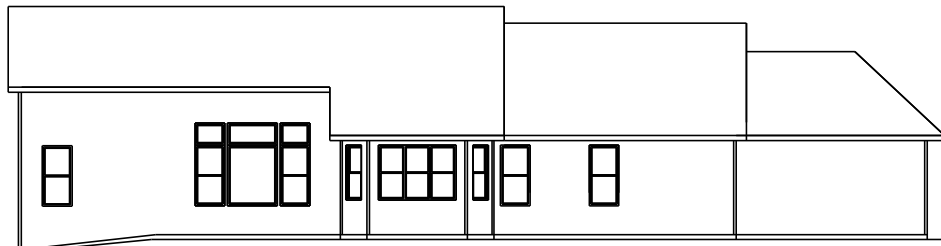
EAVES: 16"

GABLES: 12"

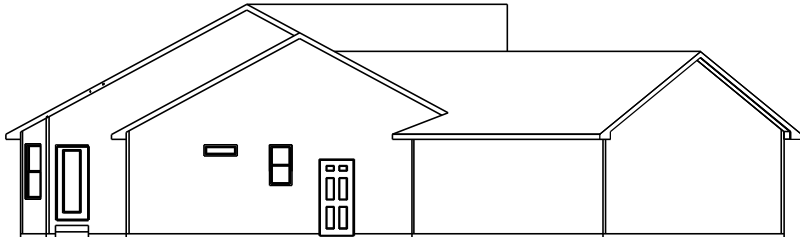
WINDOW WRAP: 6" P/T
(unless noted otherwise)



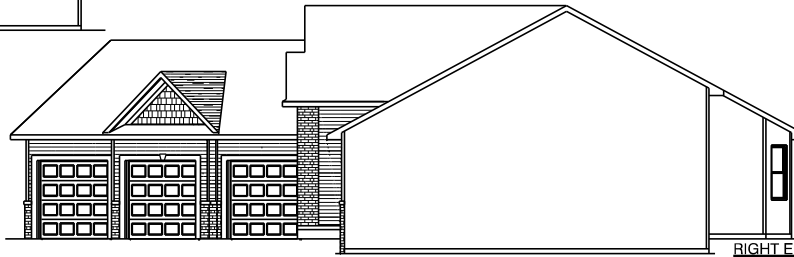
A → MID-AMERICA 30" DESIGNER ROUND w/ KEYS



REAR ELEVATION
1/2 SCALE



LEFT ELEVATION
1/2 SCALE



RIGHT ELEVATION
1/2 SCALE

GRADE DOWN 16"

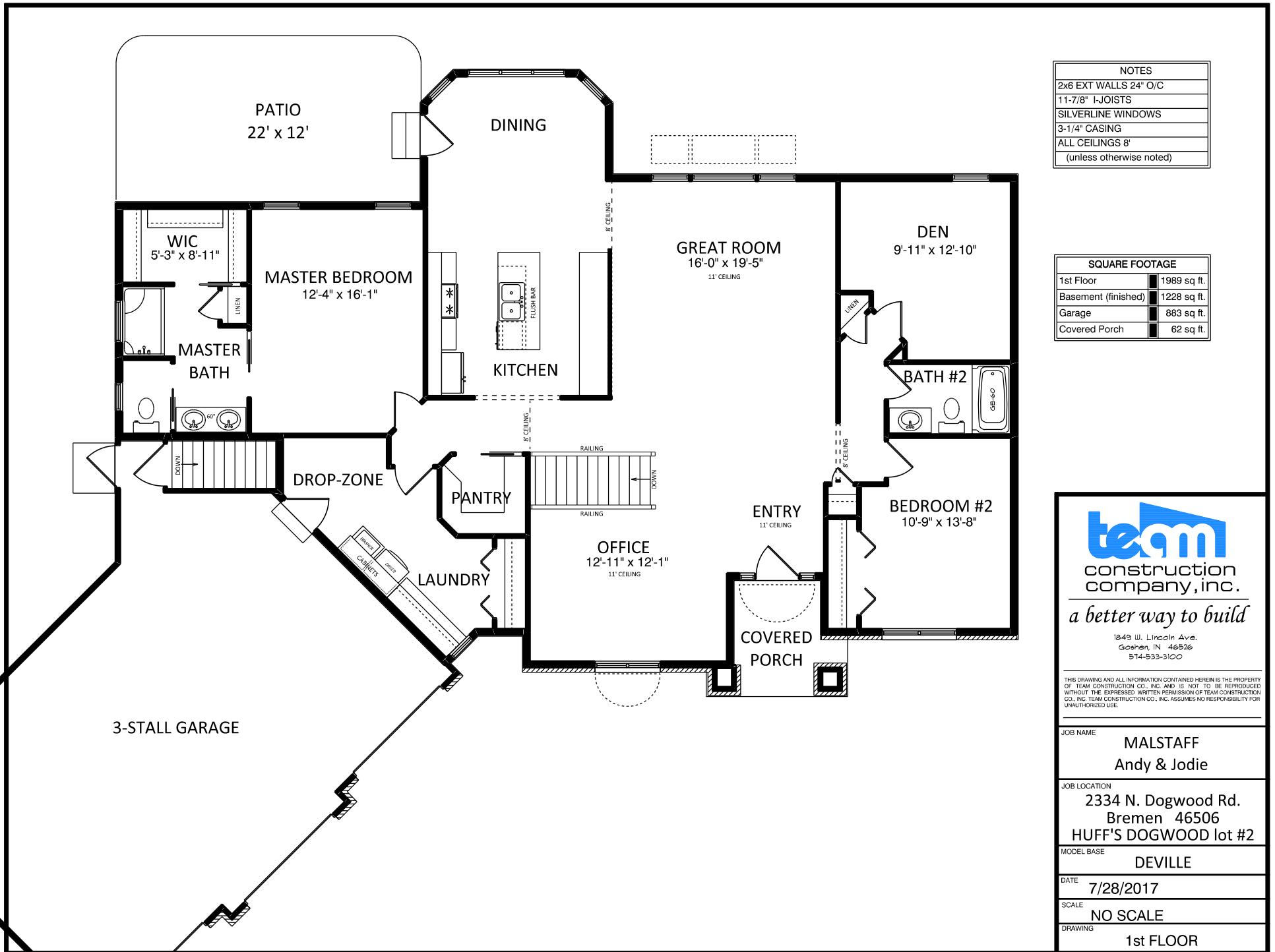


a better way to build

1849 W. Lincoln Ave.
Goshen, IN 46536
574-533-3100

THIS DRAWING AND ALL INFORMATION CONTAINED HEREIN IS THE PROPERTY OF TEAM CONSTRUCTION CO., INC. AND IS NOT TO BE REPRODUCED WITHOUT THE EXPRESSED WRITTEN PERMISSION OF TEAM CONSTRUCTION CO., INC. TEAM CONSTRUCTION CO., INC. ASSUMES NO RESPONSIBILITY FOR UNAUTHORIZED USE.

JOB NAME	MALSTAFF Andy & Jodie
JOB LOCATION	2334 N. Dogwood Rd. Bremen 46506 HUFF'S DOGWOOD lot #2
MODEL BASE	DEVILLE
DATE	7/28/2017
SCALE	NO SCALE
DRAWING	ELEVATIONS



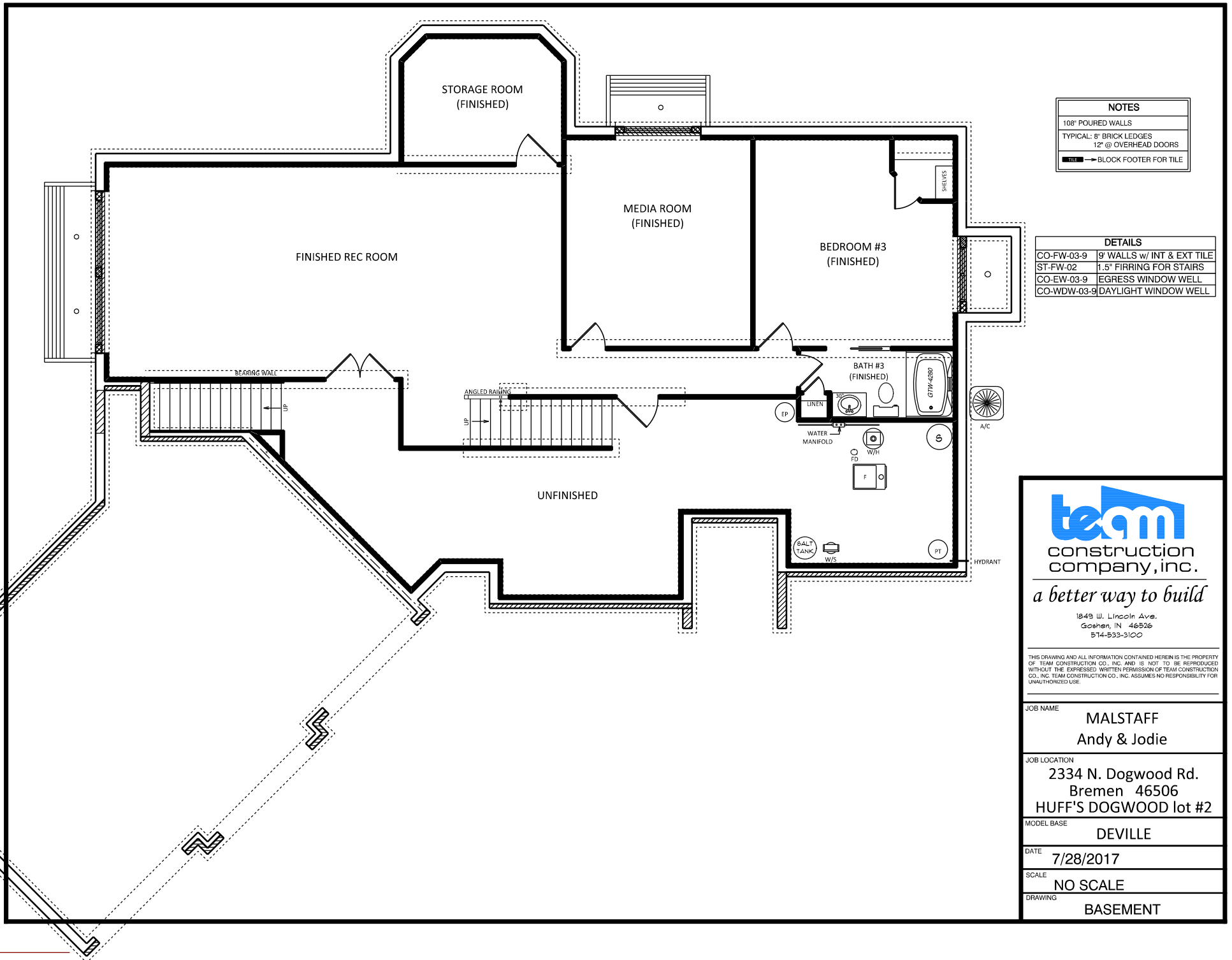
NOTES	
2x6 EXT WALLS	24" O/C
11-7/8" I-JOISTS	
SILVERLINE WINDOWS	
3-1/4" CASING	
ALL CEILINGS	8'
(unless otherwise noted)	

SQUARE FOOTAGE	
1st Floor	1989 sq. ft.
Basement (finished)	1228 sq. ft.
Garage	883 sq. ft.
Covered Porch	62 sq. ft.


team
 construction
 company, inc.
a better way to build
 1849 W. Lincoln Ave.
 Goshen, IN 46536
 574-533-3100

THIS DRAWING AND ALL INFORMATION CONTAINED HEREIN IS THE PROPERTY OF TEAM CONSTRUCTION CO., INC. AND IS NOT TO BE REPRODUCED WITHOUT THE EXPRESSED WRITTEN PERMISSION OF TEAM CONSTRUCTION CO., INC. TEAM CONSTRUCTION CO., INC. ASSUMES NO RESPONSIBILITY FOR UNAUTHORIZED USE.

JOB NAME	MALSTAFF Andy & Jodie
JOB LOCATION	2334 N. Dogwood Rd. Bremen 46506 HUFF'S DOGWOOD lot #2
MODEL BASE	DEVILLE
DATE	7/28/2017
SCALE	NO SCALE
DRAWING	1st FLOOR



NOTES	
108"	POURED WALLS
TYPICAL:	8" BRICK LEDGES 12' @ OVERHEAD DOORS
	BLOCK FOOTER FOR TILE

DETAILS	
CO-FW-03-9	9" WALLS w/ INT & EXT TILE
ST-FW-02	1.5" FIRING FOR STAIRS
CO-EW-03-9	EGRESS WINDOW WELL
CO-WDW-03-9	DAYLIGHT WINDOW WELL



a better way to build

1249 W. Lincoln Ave.
Goshen, IN 46536
574-533-3100

THIS DRAWING AND ALL INFORMATION CONTAINED HEREIN IS THE PROPERTY OF TEAM CONSTRUCTION CO., INC. AND IS NOT TO BE REPRODUCED WITHOUT THE EXPRESSED WRITTEN PERMISSION OF TEAM CONSTRUCTION CO., INC. TEAM CONSTRUCTION CO., INC. ASSUMES NO RESPONSIBILITY FOR UNAUTHORIZED USE.

JOB NAME	MALSTAFF Andy & Jodie
JOB LOCATION	2334 N. Dogwood Rd. Bremen 46506 HUFF'S DOGWOOD lot #2
MODEL BASE	DEVILLE
DATE	7/28/2017
SCALE	NO SCALE
DRAWING	BASEMENT



a better way to build

1849 W. Lincoln Ave.
Cochran, IN 46538
574-833-3100

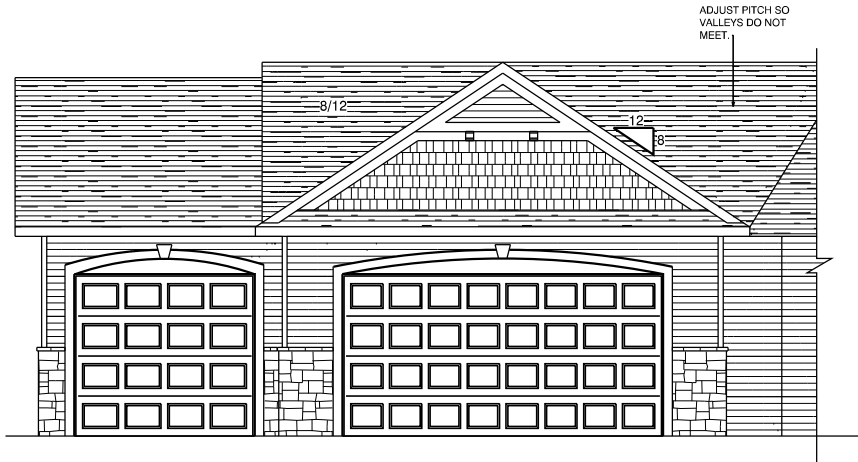
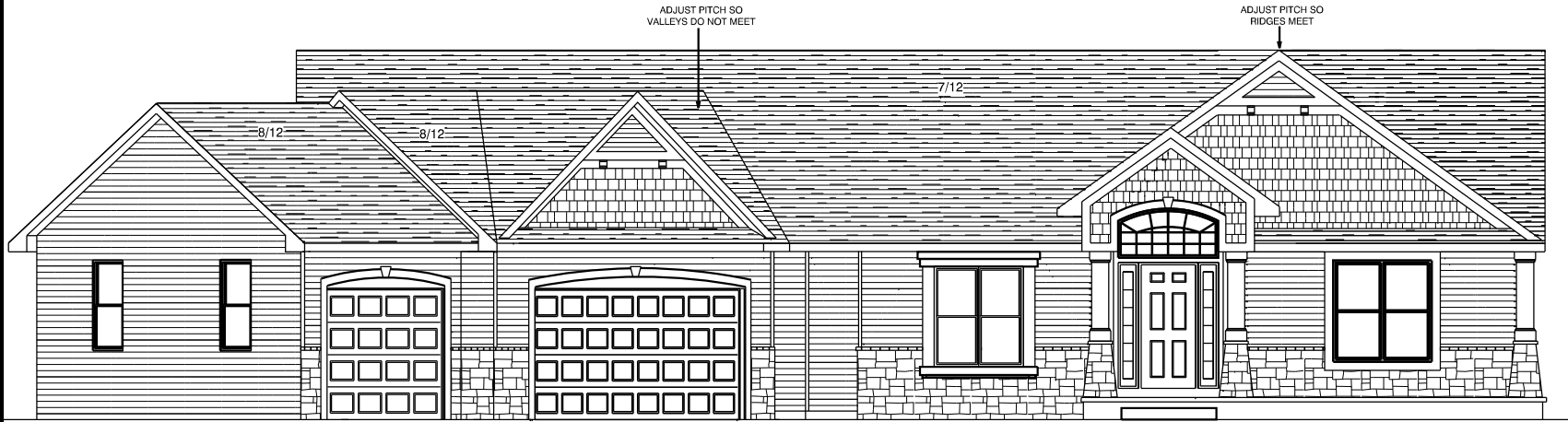
THIS DRAWING AND ALL INFORMATION CONTAINED HEREIN IS THE PROPERTY OF TEAM CONSTRUCTION CO., INC. AND IS NOT TO BE REPRODUCED WITHOUT THE EXPRESS WRITTEN PERMISSION OF TEAM CONSTRUCTION CO., INC. TEAM CONSTRUCTION CO., INC. ASSUMES NO RESPONSIBILITY FOR UNAUTHORIZED USE.

NOTES

- 1.
- 2.
- 3.

FIRST FLOOR LIVING AREA -	0 sq. ft.
SECOND FLOOR LIVING AREA -	0 sq. ft.
TOTAL LIVING AREA -	0 sq. ft.
BASEMENT FINISHED AREA -	0 sq. ft.
GARAGE AREA -	0 sq. ft.
COVERED PORCH AREA -	0 sq. ft.
DECK AREA -	0 sq. ft.

JOB NAME	MORRIS
JOB LOCATION	
JOB ADDRESS	
MODEL BASE	DEVILLE
SCALE	
DATE	November 26, 2012
DRAWING	FRONT ELEVATION



THIS DRAWING AND ALL INFORMATION CONTAINED HEREIN IS THE PROPERTY OF TEAM CONSTRUCTION CO., INC. AND IS NOT TO BE REPRODUCED WITHOUT THE EXPRESSED WRITTEN PERMISSION OF TEAM CONSTRUCTION CO., INC. TEAM CONSTRUCTION CO., INC. ASSUMES NO RESPONSIBILITY FOR UNAUTHORIZED USE.

NOTES

1. 2 1/4" CASING
2. PELLA ENCOMPASS WINDOWS

FIRST FLOOR LIVING AREA - 2,150 sq ft

SECOND FLOOR LIVING AREA - 0 sq ft

BASEMENT FINISHED AREA - 1,051 sq ft

GARAGE AREA - 770 sq ft

COVERED PORCH AREA - 140 sq ft

DECK AREA - 0 sq ft

DETAILS

- LAUNDRY ROOM
 PO-C5 PORCH COLUMNS
 TD-WC-01 HALF WALL w/ CAP
 FR-WB-01 WINDOW BOX

JOB NAME
 MORRIS

JOB LOCATION
 65711 CONRAD RD.
 EDWARDSBRUG, MI

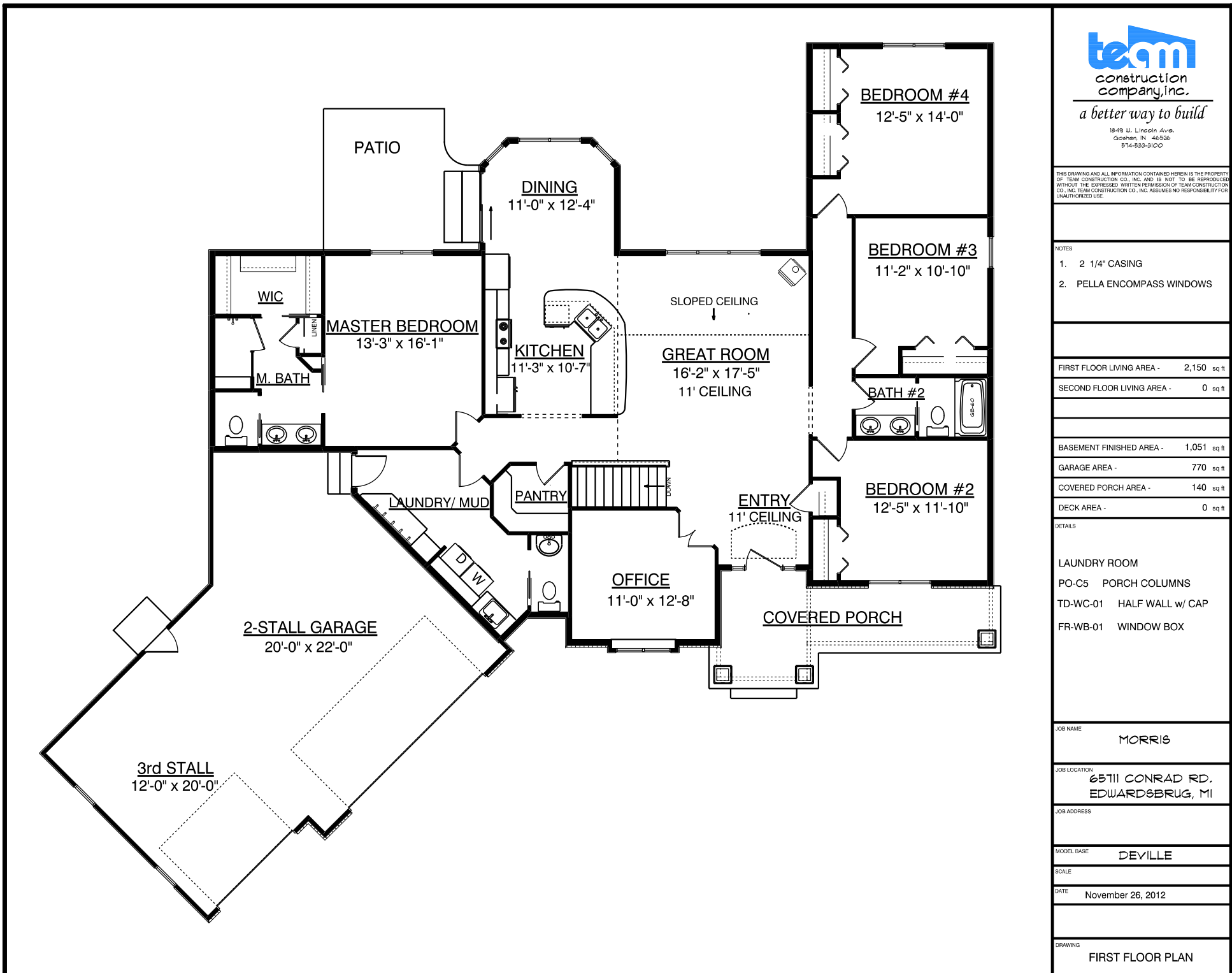
JOB ADDRESS

MODEL BASE
 DEVILLE

SCALE

DATE
 November 26, 2012

DRAWING
 FIRST FLOOR PLAN



THIS DRAWING AND ALL INFORMATION CONTAINED HEREIN IS THE PROPERTY OF TEAM CONSTRUCTION CO., INC. AND IS NOT TO BE REPRODUCED WITHOUT THE EXPRESSED WRITTEN PERMISSION OF TEAM CONSTRUCTION CO., INC. TEAM CONSTRUCTION CO., INC. ASSUMES NO RESPONSIBILITY FOR UNAUTHORIZED USE.

NOTES

1. 108" POURED WALLS
2. PASSIVE RADON MITIGATION SYSTEM

DETAILS

- CO-FW-02-9 108" FOUNDATION WALL
 CO-DW-02-9 DAYLIGHT WALL
 TD-WC-01 HALF WALL w/ CAP
 SAFE ROOM
 RETAINING WALLS

JOB NAME

MORRIS

JOB LOCATION

65111 CONRAD RD.
 EDWARDSBRUG, MI

JOB ADDRESS

MODEL BASE

DEVILLE

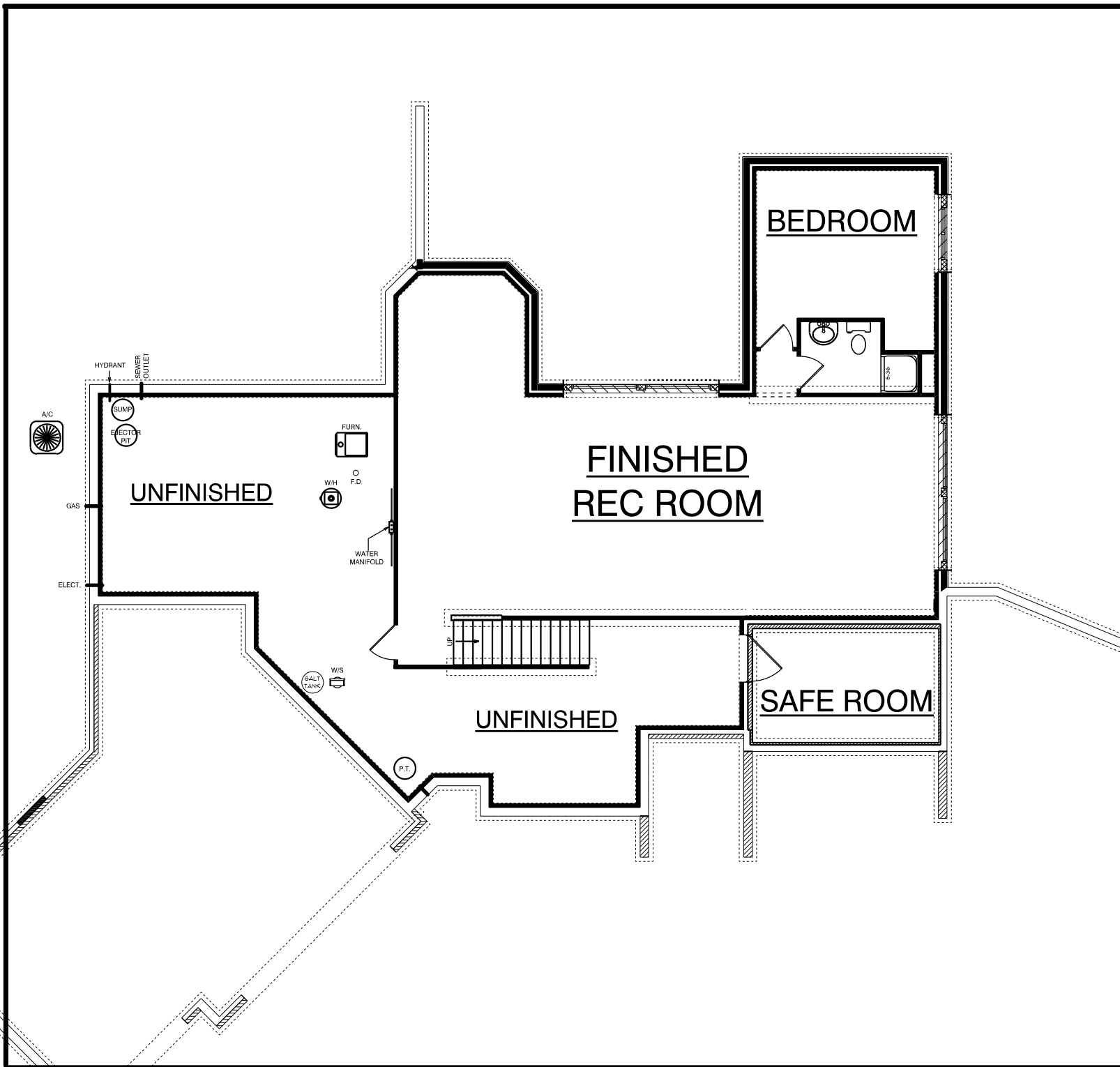
SCALE

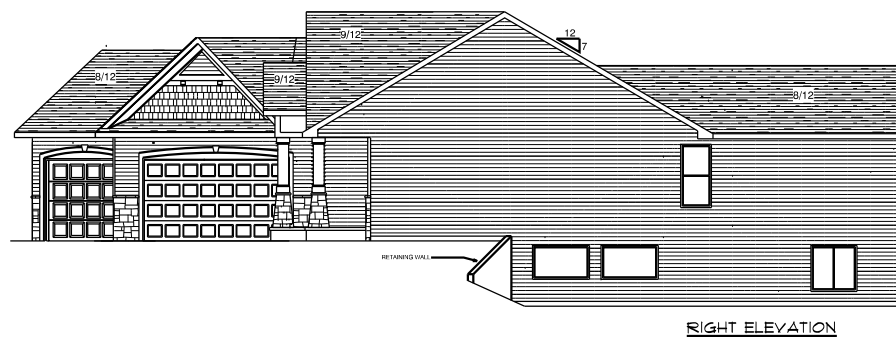
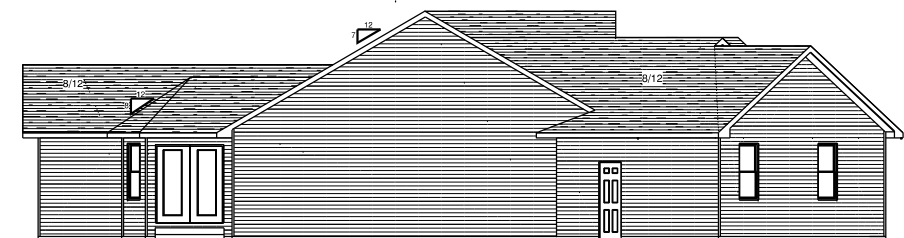
DATE

November 26, 2012

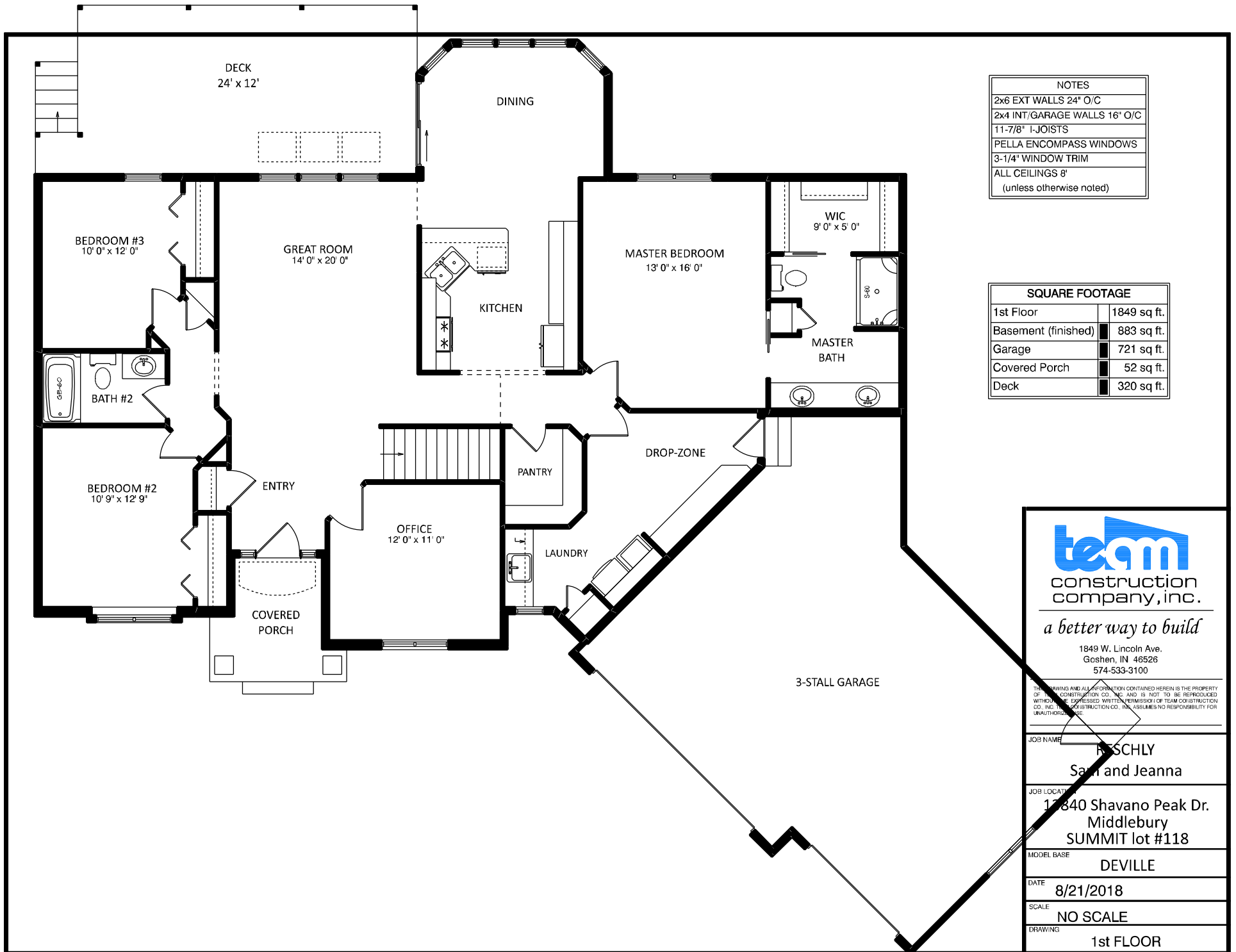
DRAWING

BASEMENT PLAN






JOB NAME	MORRIS
JOB LOCATION	
JOB ADDRESS	
MODEL BASE	DEVILLE
SCALE	
DATE	November 26, 2012
DRAWING	ELEVATIONS



NOTES	
2x6 EXT WALLS	24" O/C
2x4 INT/GARAGE WALLS	16" O/C
11-7/8" I-JOISTS	
PELLA ENCOMPASS WINDOWS	
3-1/4" WINDOW TRIM	
ALL CEILINGS	8'
(unless otherwise noted)	

SQUARE FOOTAGE	
1st Floor	1849 sq. ft.
Basement (finished)	883 sq. ft.
Garage	721 sq. ft.
Covered Porch	52 sq. ft.
Deck	320 sq. ft.



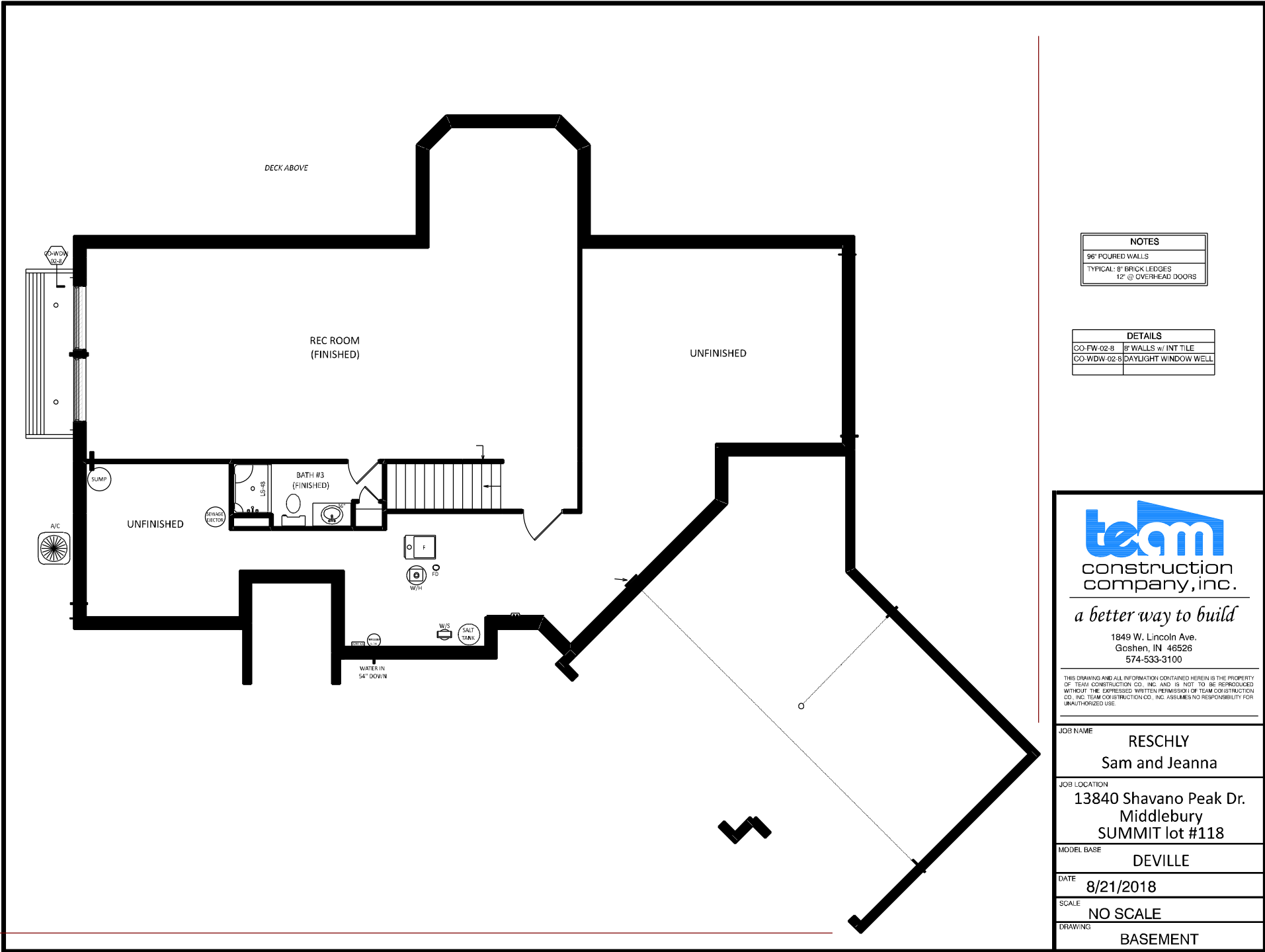
team
construction
company, inc.

a better way to build

1849 W. Lincoln Ave.
Goshen, IN 46526
574-533-3100

THE DRAWINGS AND ALL INFORMATION CONTAINED HEREIN IS THE PROPERTY OF TEAM CONSTRUCTION CO., INC. AND IS NOT TO BE REPRODUCED WITHOUT THE EXPRESSED WRITTEN PERMISSION OF TEAM CONSTRUCTION CO., INC. TEAM CONSTRUCTION CO., INC. ASSUMES NO RESPONSIBILITY FOR UNAUTHORIZED USE.

JOB NAME	RUSCHLY Sam and Jeanna
JOB LOCATION	17840 Shavano Peak Dr. Middlebury SUMMIT lot #118
MODEL BASE	DEVILLE
DATE	8/21/2018
SCALE	NO SCALE
DRAWING	1st FLOOR



NOTES
96" POURED WALLS
TYPICAL: 8" BRICK LEDGES
12' @ OVERHEAD DOORS

DETAILS
CO-FW-02-B 8" WALLS w/ INT TILE
CO-WDW-02-B DAYLIGHT WINDOW WELL



a better way to build

1849 W. Lincoln Ave.
Goshen, IN 46526
574-533-3100

THIS DRAWING AND ALL INFORMATION CONTAINED HEREIN IS THE PROPERTY OF TEAM CONSTRUCTION CO. INC. AND IS NOT TO BE REPRODUCED WITHOUT THE EXPRESSED WRITTEN PERMISSION OF TEAM CONSTRUCTION CO. INC. TEAM CONSTRUCTION CO., INC. ASSUMES NO RESPONSIBILITY FOR UNAUTHORIZED USE.

JOB NAME	RESCHLY Sam and Jeanna
JOB LOCATION	13840 Shavano Peak Dr. Middlebury SUMMIT lot #118
MODEL BASE	DEVILLE
DATE	8/21/2018
SCALE	NO SCALE
DRAWING	BASEMENT

NOTES	
TYPICAL OVERHANGS	
EAVES:	16'
GABLES:	12"
WRAP (WHERE DRAWN): 6" P/T	
-unless noted otherwise-	

O.P. - ENTRY

GRT RM

T.O.P. 2'-0"

FIN FLR 8'-1 1/8"

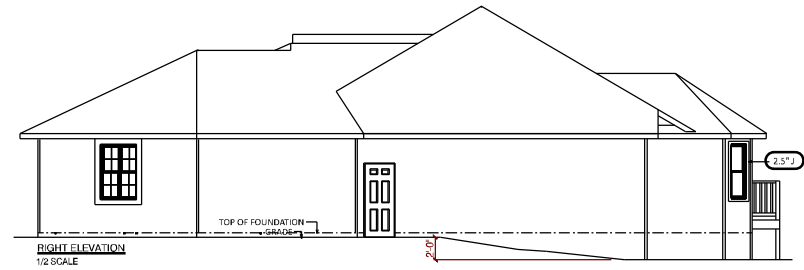
I.O.C. 1'-2 1/8"



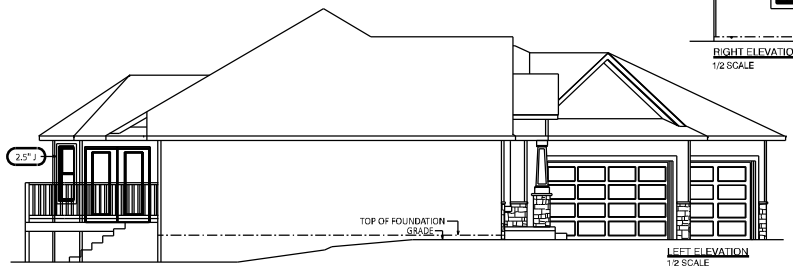
A → PO-C6 PORCH POSTS



TOP OF FOUNDATION GRADE
REAR ELEVATION
1/2 SCALE



RIGHT ELEVATION
1/2 SCALE



LEFT ELEVATION
1/2 SCALE



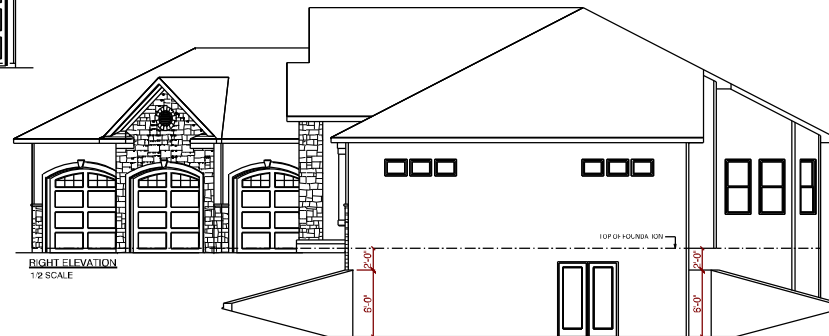
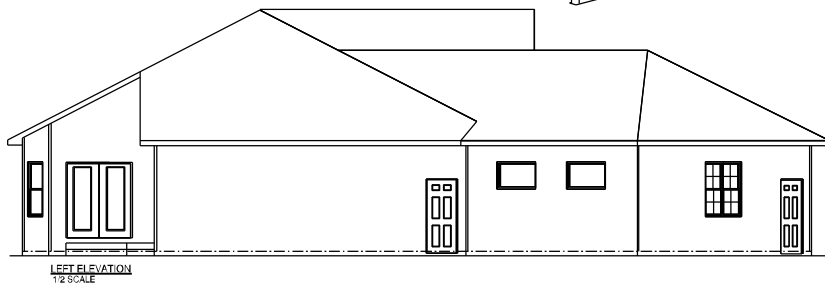
a better way to build

1849 W. Lincoln Ave.
Goshen, IN 46526
574-533-3100

THIS DRAWING AND ALL INFORMATION CONTAINED HEREIN IS THE PROPERTY OF TEAM CONSTRUCTION CO. INC. AND IS NOT TO BE REPRODUCED WITHOUT THE EXPRESSED WRITTEN PERMISSION OF TEAM CONSTRUCTION CO. INC. TEAM CONSTRUCTION CO., INC. ASSUMES NO RESPONSIBILITY FOR UNAUTHORIZED USE.

JOB NAME	RESCHLY Sam and Jeanna
JOB LOCATION	13840 Shavano Peak Dr. Middlebury SUMMIT lot #118
MODEL BASE	DEVILLE
DATE	8/21/2018
SCALE	NO SCALE
DRAWING	ELEVATIONS

THIS DRAWING AND ALL INFORMATION CONTAINED HEREIN IS THE PROPERTY OF TEAM CONSTRUCTION CO., INC. AND IS NOT TO BE REPRODUCED OR NOTED IN ANY MANNER WITHOUT THE WRITTEN PERMISSION OF TEAM CONSTRUCTION CO., INC. TEAM CONSTRUCTION CO., INC. ASSUMES NO LIABILITY FOR MULTIPLE USES.



JOB NAME
SCHMUCKER
 Tim and Joscelyne

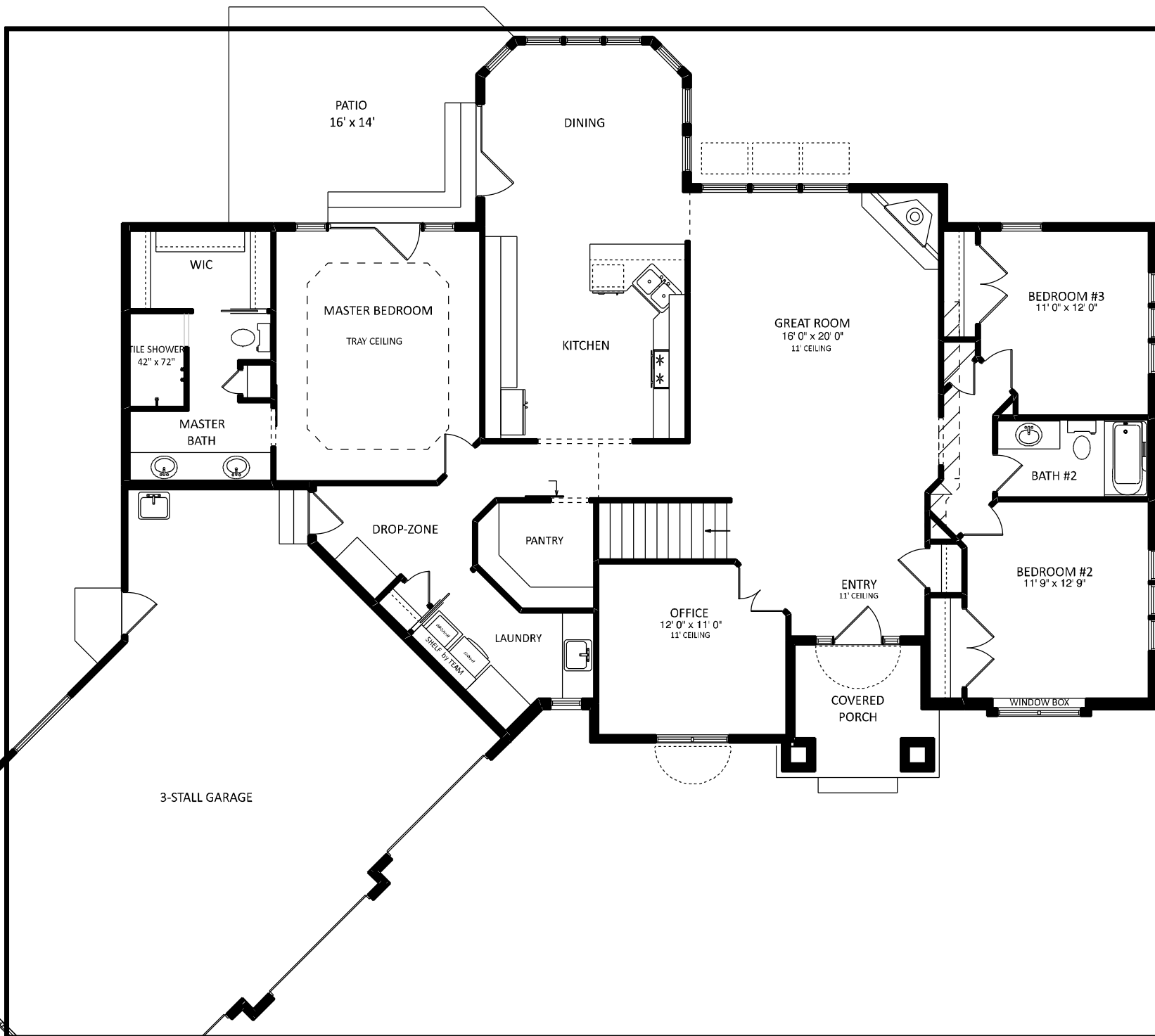
JOB LOCATION
 Cripplegate Crossing 6

MODEL BASE
 DEVILLE

DATE
 1/8/2020

SCALE
 NO SCALE

DRAWING
 ELEVATIONS



1849 W. Lincoln Ave.
Goshen, IN 46526
574-533-3100

THIS DRAWING AND ALL INFORMATION CONTAINED HEREIN IS THE PROPERTY OF TEAM CONSTRUCTION CO., INC. AND IS NOT TO BE REPRODUCED OR FOR ANY OTHER PURPOSES WITHOUT THE WRITTEN PERMISSION OF TEAM CONSTRUCTION CO., INC. TEAM CONSTRUCTION CO., INC. ASSUMES NO RESPONSIBILITY FOR UNAUTHORIZED USE.

SQUARE FOOTAGE

1st Floor	2042 sq. ft.
Garage	862 sq. ft.
Covered Porch	68 sq. ft.

JOB NAME
SCHMUCKER
Tim and Joscelyne

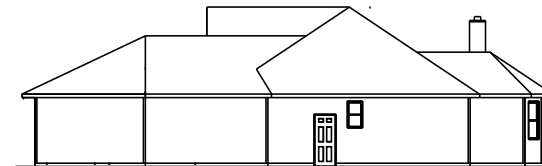
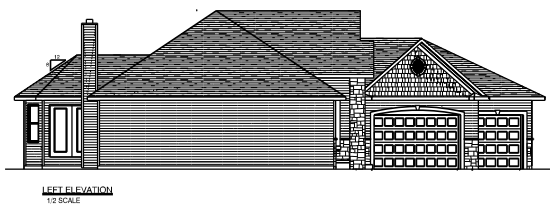
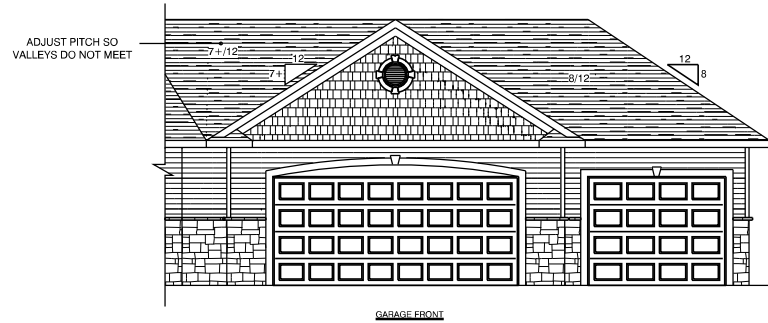
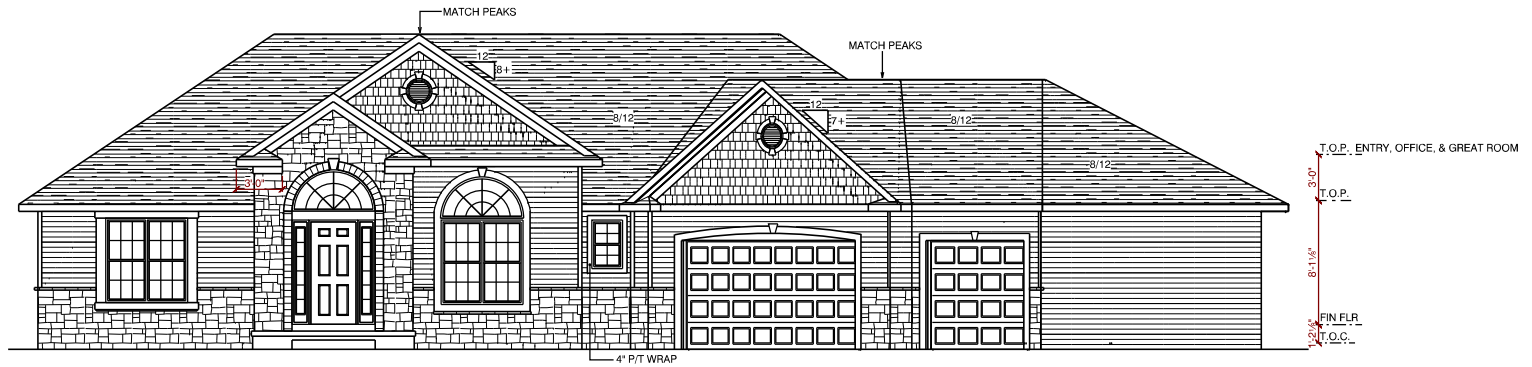
JOB LOCATION
Cripplegate Crossing 6

MODEL BASE
DEVILLE

DATE
1/8/2020

SCALE
NO SCALE

DRAWING
1st FLOOR



1849 W. Lincoln Ave.
Goshen, IN 46526
374-533-3100

THIS DRAWING AND ALL INFORMATION CONTAINED HEREIN IS THE PROPERTY OF TEAM CONSTRUCTION CO., INC. AND IS NOT TO BE REPRODUCED OR TRANSMITTED IN ANY FORM OR BY ANY MEANS, ELECTRONIC OR MECHANICAL, INCLUDING PHOTOCOPYING, RECORDING, OR BY ANY INFORMATION STORAGE AND RETRIEVAL SYSTEM.

PLAN NOTES:

TYPICAL OVERHANGS
EAVES: 16"
GABLES: 12"

TYPICAL WRAP: 6" P/T

JOB NAME:	YANTIS;SEDLOCK
JOB LOCATION:	S & J MANOR lot #2
JOB ADDRESS:	28917 CR 24 Elkhart
MODEL BASE:	DEVILLEBECK
SCALE:	1/4" = 1'-0"
DATE:	November 18, 2013
DESIGNED:	
ELEVATIONS	



construction
company, inc.

a better way to build

1849 W. Lincoln Ave.
Coshens, IN 46526
574-533-3100

THIS DRAWING AND ALL INFORMATION CONTAINED HEREIN IS THE PROPERTY OF TEAM CONSTRUCTION CO., INC. AND IS NOT TO BE REPRODUCED OR TRANSMITTED IN ANY FORM OR BY ANY MEANS, ELECTRONIC OR MECHANICAL, INCLUDING PHOTOCOPYING, RECORDING, OR BY ANY INFORMATION STORAGE AND RETRIEVAL SYSTEM, WITHOUT THE WRITTEN PERMISSION OF TEAM CONSTRUCTION CO., INC. TEAM CONSTRUCTION CO., INC. ASSUMES NO RESPONSIBILITY FOR UNAUTHORIZED USE.

PLAN NOTES:

1. 2 x 6 EXT WALLS 24" O.C.
2. 3-1/4" CASING
3. PELLA ENCOMPASS WINDOWS
4. 11-7/8" FLOOR JOISTS

DETAILS:

- FR-WB-01 7" WINDOW BOX
- TD-WC-01 1/2 WALL w/ CAP

FIRST FLOOR LIVING AREA - 1,911 sq ft

BASEMENT FINISHED AREA - 0 sq ft

GARAGE AREA - 765 sq ft

COVERED PORCH AREA - 65 sq ft

CDR NAME
YANTIS/SEDLOCK

CDR LOCATION
S & J MANOR lot #2

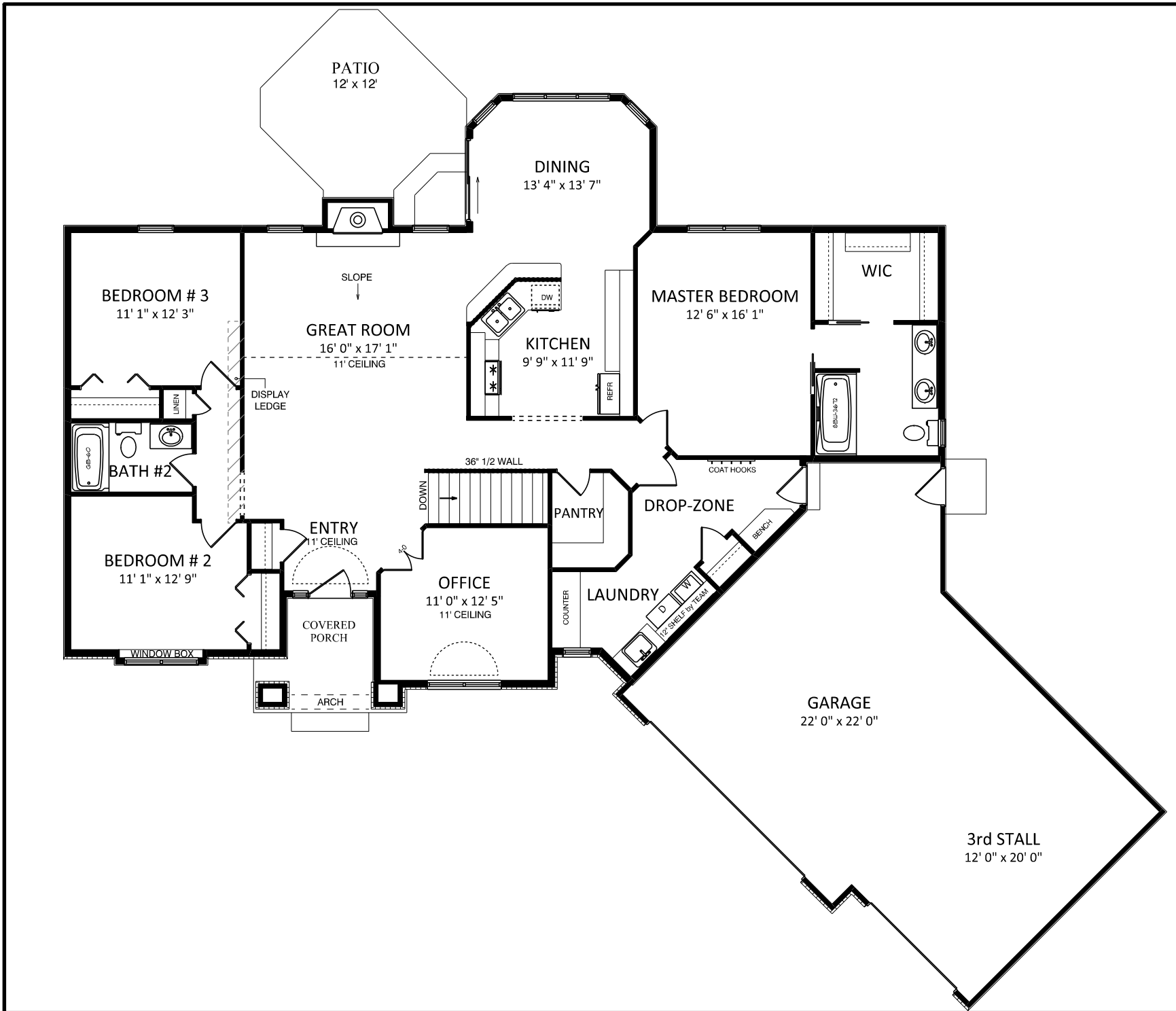
JOB ADDRESS
28917 CR 24
Elkhart

MODEL BASE
DEVILLE/BECK

SCALE
1/4" = 1'-0"

DATE
November 18, 2013

DRAWING
FIRST FLOOR PLAN



THIS DRAWING AND ALL INFORMATION CONTAINED HEREIN IS THE PROPERTY OF TEAM CONSTRUCTION CO., INC. AND IS NOT TO BE REPRODUCED OR TRANSMITTED IN ANY FORM OR BY ANY MEANS, ELECTRONIC OR MECHANICAL, INCLUDING PHOTOCOPYING, RECORDING, OR BY ANY INFORMATION STORAGE AND RETRIEVAL SYSTEM, WITHOUT THE WRITTEN PERMISSION OF TEAM CONSTRUCTION CO., INC. TEAM CONSTRUCTION CO., INC. ASSUMES NO RESPONSIBILITY FOR UNAUTHORIZED USE.

PLAN NOTES:

1. 96" POURED WALLS
2. TYPICAL: 8" BRICK LEDGES
12" BL @ OVERHEAD DOORS

DETAILS

CO-FW-01-8 8" FOUNDATION WALLS

CO-EW-01-8 EGRESS WINDOW WELL

JOB NAME
 YANTIS/SEDLOCK

JOB LOCATION
 S & J MANOR lot #2

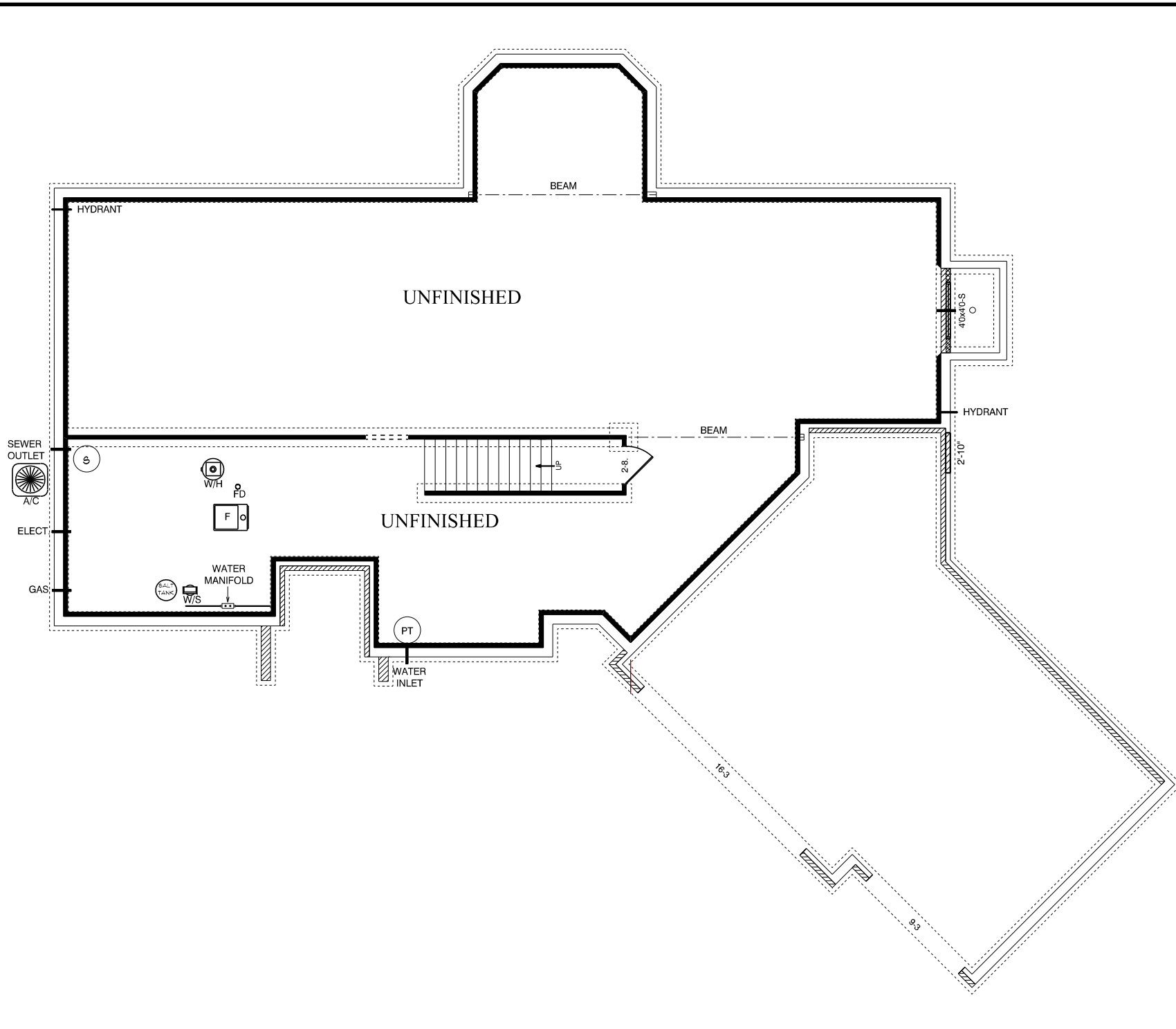
JOB ADDRESS
 28917 CR 24
 Elkhart

MODEL NAME
 DEVILLE/BECK

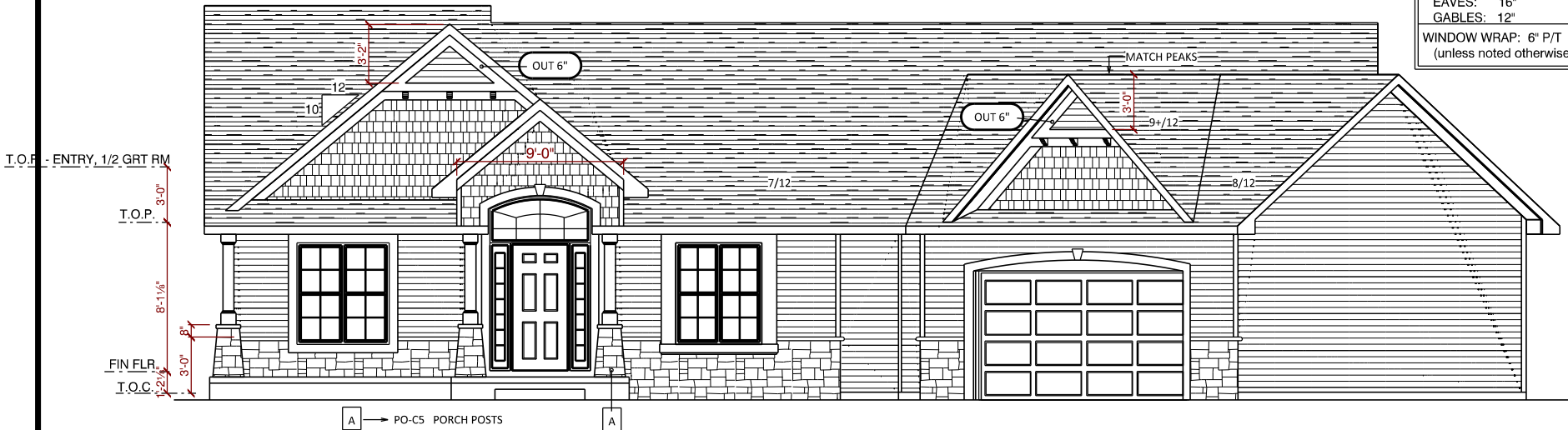
SCALE
 1/4" = 1'-0"

DATE
 November 18, 2013

DRAWING
 BASEMENT PLAN



NOTES
TYPICAL OVERHANGS
EAVES: 16"
GABLES: 12"
WINDOW WRAP: 6" P/T (unless noted otherwise)

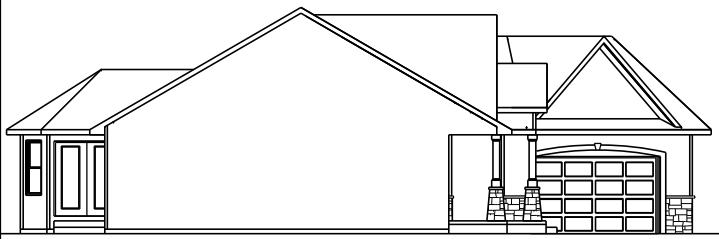


A → PO-CS PORCH POSTS

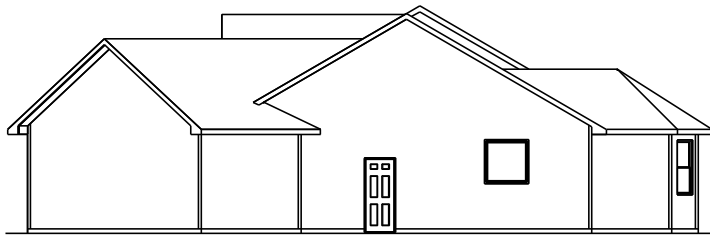
T.O.P. - ENTRY, 1/2 GRT RM
3'-0"
T.O.P.
8'-1 1/8"
FIN FLR
3'-0"
I.O.C.



REAR ELEVATION
1/2 SCALE



LEFT ELEVATION
1/2 SCALE



RIGHT ELEVATION
1/2 SCALE

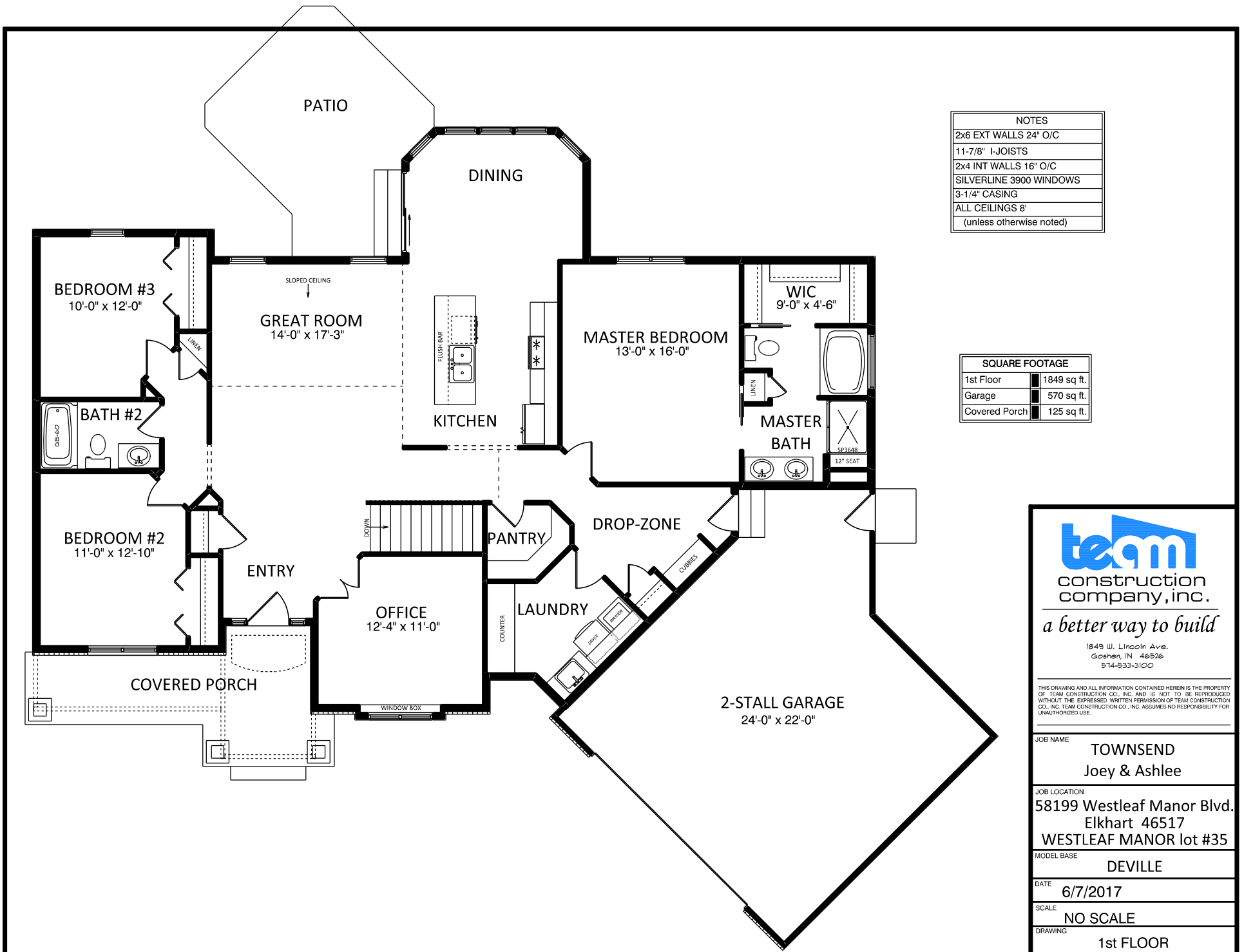


a better way to build

1249 W. Lincoln Ave.
Goshen, IN 46536
574-533-3100

THIS DRAWING AND ALL INFORMATION CONTAINED HEREIN IS THE PROPERTY OF TEAM CONSTRUCTION CO., INC. AND IS NOT TO BE REPRODUCED WITHOUT THE EXPRESSED WRITTEN PERMISSION OF TEAM CONSTRUCTION CO., INC. TEAM CONSTRUCTION CO., INC. ASSUMES NO RESPONSIBILITY FOR UNAUTHORIZED USE.

JOB NAME	TOWNSEND Joey & Ashlee
JOB LOCATION	58199 Westleaf Manor Blvd. Elkhart 46517 WESTLEAF MANOR lot #35
MODEL BASE	DEVILLE
DATE	6/7/2017
SCALE	NO SCALE
DRAWING	ELEVATIONS



NOTES	
2x6 EXT WALLS	24" O/C
11-7/8" I-JOISTS	
2x4 INT WALLS	16" O/C
SILVERLINE	3900 WINDOWS
3-1/4" CASING	
ALL CEILINGS	8'
(unless otherwise noted)	

SQUARE FOOTAGE	
1st Floor	1849 sq. ft.
Garage	570 sq. ft.
Covered Porch	125 sq. ft.



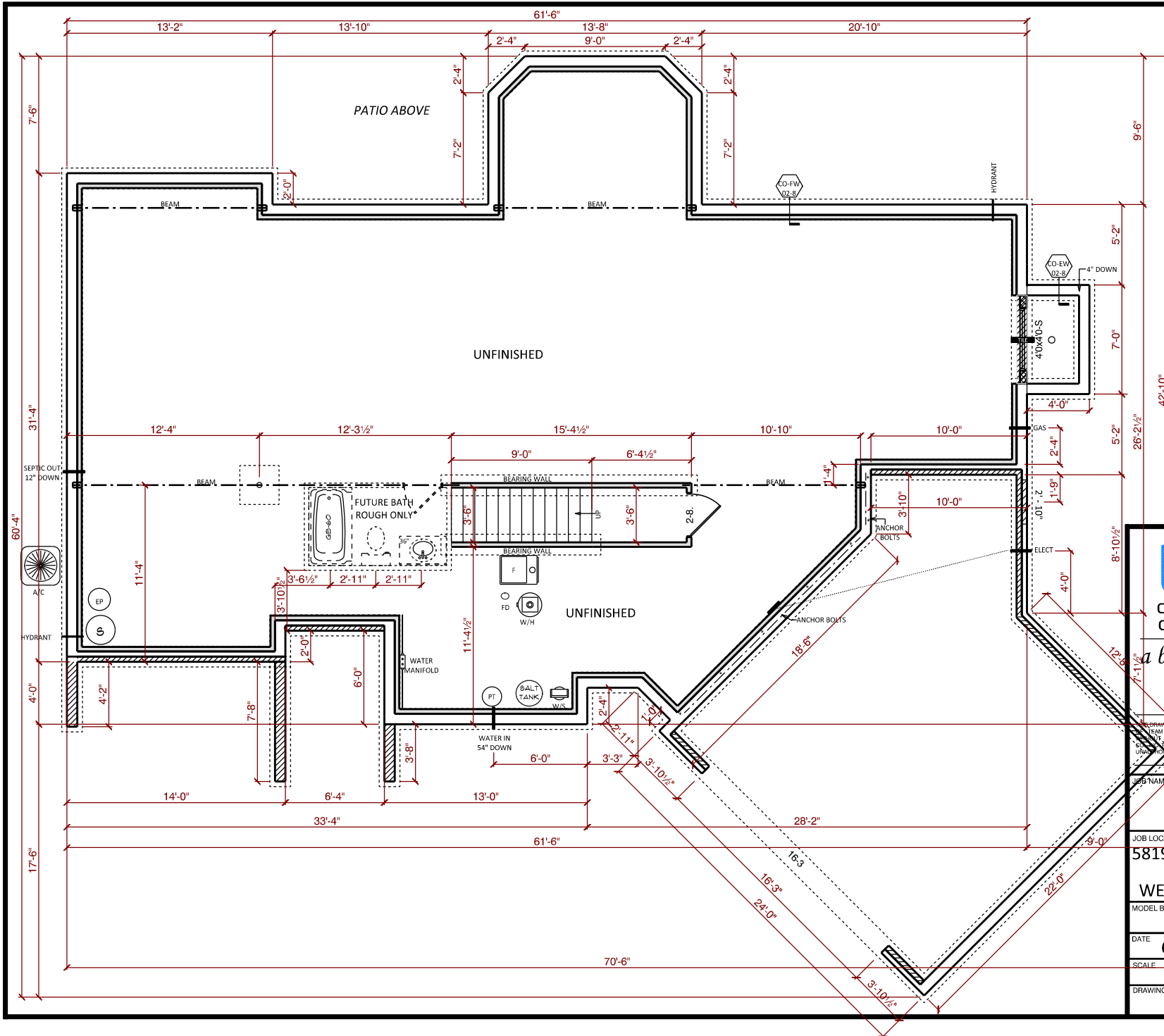
team
construction
company, inc.

a better way to build

1849 W. Lincoln Ave.
Goshen, IN 46536
574-533-3100

THIS DRAWING AND ALL INFORMATION CONTAINED HEREIN IS THE PROPERTY OF TEAM CONSTRUCTION CO., INC. AND IS NOT TO BE REPRODUCED WITHOUT THE EXPRESSED WRITTEN PERMISSION OF TEAM CONSTRUCTION CO., INC. TEAM CONSTRUCTION CO., INC. ASSUMES NO RESPONSIBILITY FOR UNAUTHORIZED USE.

JOB NAME	TOWNSEND Joey & Ashlee
JOB LOCATION	58199 Westleaf Manor Blvd. Elkhart 46517 WESTLEAF MANOR lot #35
MODEL BASE	DEVILLE
DATE	6/7/2017
SCALE	NO SCALE
DRAWING	1st FLOOR



NOTES	
96" POURED WALLS	
TYPICAL: 8" BRICK LEDGES	
12" @ OVERHEAD DOORS	
BLOCK FOOTER FOR TILE	

DETAILS	
CO-FW-02-8	8" WALLS w/ INT TILE
CO-EW-02-8	EGRESS WINDOW WEL



a better way to build

1249 W. Lincoln Ave.
Goshen, IN 46536
574-533-3100

ALL INFORMATION CONTAINED HEREIN IS THE PROPERTY OF TEAM CONSTRUCTION CO., INC. AND IS NOT TO BE REPRODUCED OR TRANSMITTED IN ANY FORM OR BY ANY MEANS, ELECTRONIC OR MECHANICAL, WITHOUT THE EXPRESS WRITTEN PERMISSION OF TEAM CONSTRUCTION CO., INC. TEAM CONSTRUCTION CO., INC. ASSUMES NO RESPONSIBILITY FOR UNAUTHORIZED USE.

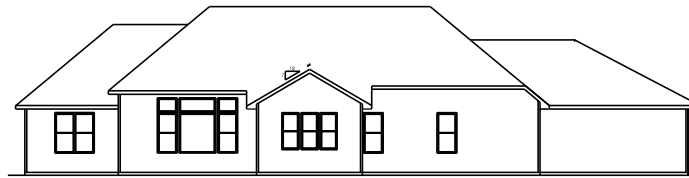
JOB NAME	TOWNSEND Joey & Ashlee
JOB LOCATION	58199 Westleaf Manor Blvd. Elkhart 46517 WESTLEAF MANOR lot #35
MODEL BASE	DEVILLE
DATE	6/7/2017
SCALE	NO SCALE
DRAWING	BASEMENT



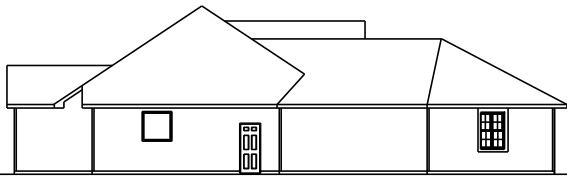
FIRST FLOOR LIVING AREA -	2,131	sq ft
SECOND FLOOR LIVING AREA -	0	sq ft
TOTAL LIVING AREA -	2,131	sq ft
BASEMENT FINISHED AREA -	0	sq ft



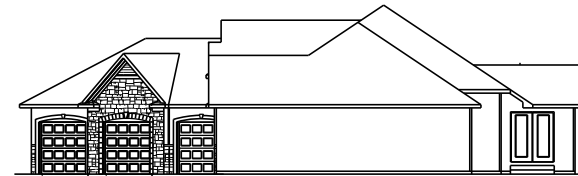
T.O.P. - OFFICE, ENTRY, GRT RM
 T.O.P.
 8'-1 1/2"
 FIN FLR
 T.O.C.



REAR ELEVATION
 1/2 SCALE



LEFT ELEVATION
 1/2 SCALE



RIGHT ELEVATION
 1/2 SCALE

team
 construction
 company, inc.
a better way to build
 1849 W. Lincoln Ave.
 Gosport, IN 46526
 574-533-3100

THIS DRAWING AND ALL INFORMATION CONTAINED HEREIN IS THE PROPERTY OF TEAM CONSTRUCTION COMPANY, INC. AND IS TO BE REPRODUCED WITHOUT THE EXPRESS WRITTEN PERMISSION OF TEAM CONSTRUCTION COMPANY, INC. TEAM CONSTRUCTION COMPANY, INC. ASSUMES NO RESPONSIBILITY FOR UNAUTHORIZED USE.

PLAN NOTES:
 TYPICAL OVERHANGS
 EAVES: 18"
 GABLES: 12"

DETAILS

JOB NAME
WEAVER
 (Zack & Christine)

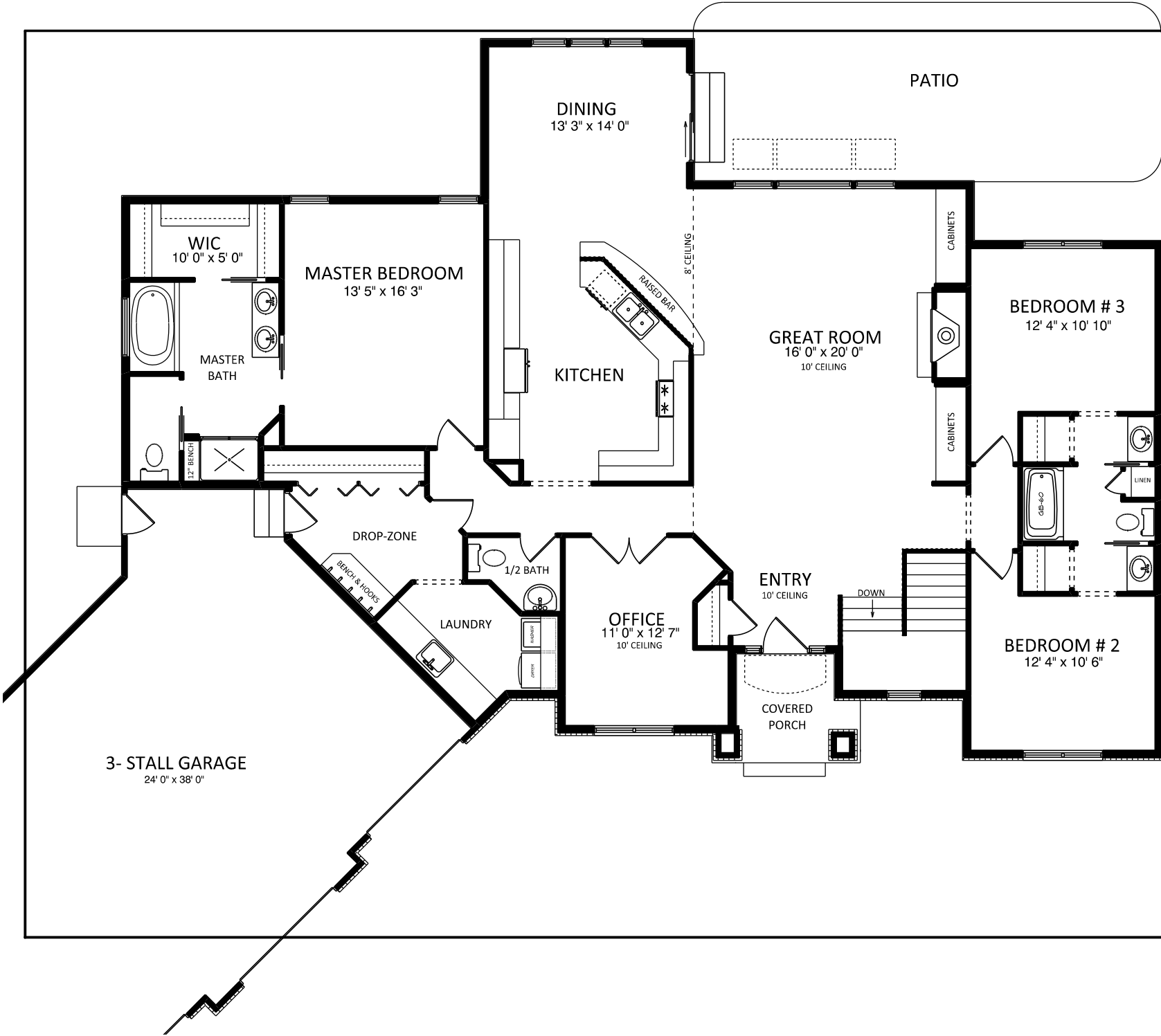
JOB LOCATION
 FIELDSTONE CROSSING lot #164
 20148 Deer Path Court

MODEL BASE
 DEVILLE

SCALE

DATE
 April 27, 2015

DRAWING
 ELEVATIONS



team
construction
company, inc.
a better way to build

1849 W. Lincoln Ave.
Goshen, IN 46526
574-533-3100

THIS DRAWING AND ALL INFORMATION CONTAINED HEREIN IS THE PROPERTY OF TEAM CONSTRUCTION, INC. NO USE IS TO BE MADE WITHOUT THE EXPRESS WRITTEN PERMISSION OF TEAM CONSTRUCTION, INC. TEAM CONSTRUCTION, INC. ACCEPTS NO RESPONSIBILITY FOR UNAUTHORIZED USE.

- NOTES
1. 2 x 6 EXT WALLS 24" O.C.
 2. 2-1/4" CASING
 3. PELLA PROLINE WINDOWS
 4. 11-7/8" FLOOR JOISTS

FIRST FLOOR LIVING AREA -	2,315 sq ft
BASEMENT FINISHED AREA -	1,133 sq ft
TOTAL FINISHED AREA -	3,448 sq ft
GARAGE AREA -	950 sq ft
COVERED PORCH AREA -	48 sq ft

DETAILS

FI-PARK FIREPLACE

JOB NAME: WEAVER
(Zack & Christine)

JOB LOCATION:
FIELDSTONE CROSSING lot #164
20148 Deer Path Court

MODEL NAME: DEVILLE

SCALE:

DATE: September 04, 2015

DRAWING:
1st FLOOR PLAN

THIS DRAWING IS A PROFESSIONAL ENGINEERING PROJECT. THE ENGINEER'S RESPONSIBILITY IS LIMITED TO THE DESIGN AND CONSTRUCTION OF THE STRUCTURE SHOWN. THE ENGINEER DOES NOT ASSUME RESPONSIBILITY FOR THE DESIGN OR CONSTRUCTION OF ANY OTHER SYSTEMS OR EQUIPMENT NOT SHOWN ON THIS DRAWING.

- PLAN NOTES
1. 108" POURED WALLS
 2. TYPICAL: 8" BRICK LEDGES
12" BL @ OVERHEAD DOORS

- DETAILS
- CO-FW-01-9 9" POURED WALLS
 - ST-FW-02 1.5' FIRRING FOR STAIRS
 - CO-EW-01-9 EGRESS WINDOW WELL
 - CO-WDW-01-9 DAYLIGHT WELL

JOB NAME	WEAVER (Zack & Christine)
JOB LOCATION	FIELDSTONE CROSSING lot #164 20148 Deer Path Court
MOCK NAME	DEVILLE
SCALE	
DATE	September 04, 2015
DRAWING	BASEMENT PLAN

